











Legend

-  Proposed Storage Tank
-  Existing Storage Tank
-  12" Water Main
-  12"/16" Water Main
-  16" Water Main
-  ETJ
-  City Limits
-  Water Main
-  Creeks
-  10 Yr. Wastewater Service Area

DRAFT

