



# Manor Police Department

## Monthly Report June 2024



# Manor Police Department By The Numbers



**1509**

Number of calls for service

**50**

Average calls per day



Total Training Hours

**734**



Mental Health Calls

**7**



Juvenile Detentions

**4**

\* Includes academy training hours

# Interactions



**17**

Community Events

**12**

Hosted Events

**5**

External Events



**0:02:21**

Average response time



**2.5**

The average number of people an officer interacts with per call.

**1.67**

The average number of people an officer interacts with per stop.



**2233**

The estimated number people officers interact with on calls alone.

**1,047**

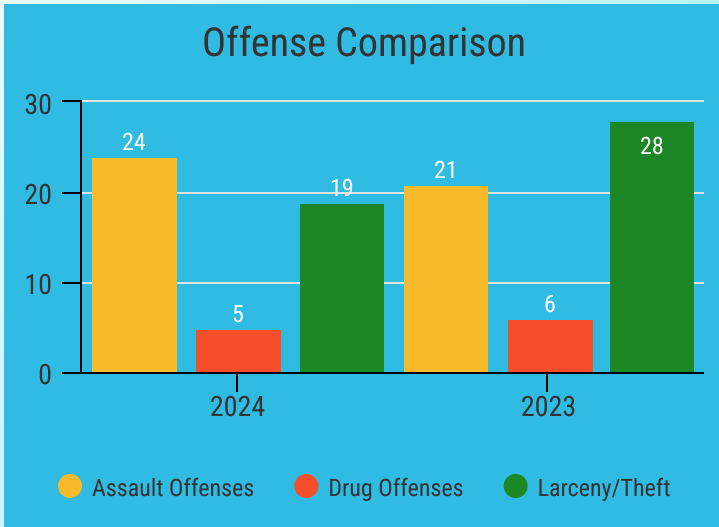
The estimated number people officers interact with on stops alone.

**3,280**

The estimated number people officers interact with total.

# Criminal Offenses

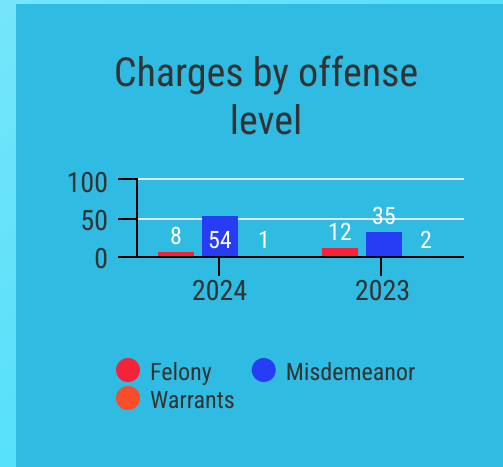
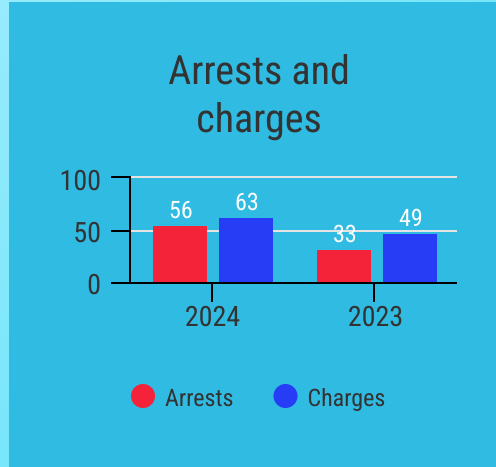
## National Incident Based Reporting System



Offense Group	2024	2023
Group A	72	71
Group B	91	70

Crime Type	2024	2023
Persons	28	16
Property	56	75
Fraud	4	8
Crimes against Children	3	7
Other	88	52

## Incident Reports, Total Offenses, and Arrests



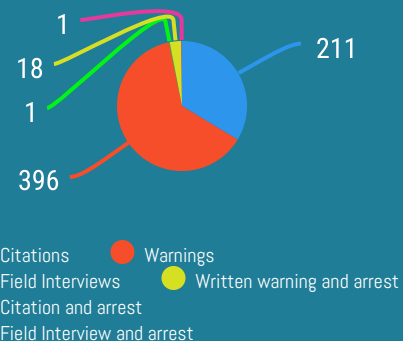
\*Group A offenses are 22 offense categories, including but not limited to assaultive offenses, sex offenses, larceny, arson, and prostitution, where extensive data is collected.  
 Group B offenses consist of 11 offense categories, including but not limited to bad checks, DWI, non-violent family offenses, and all other offenses, where only arrest data is collected.

# Traffic Enforcement Analysis



627

Total traffic stops conducted



19

Traffic stops resulting in a citation with an arrest, traffic stops resulting in a warning with an arrest, and field interviews that resulted in an arrest. 3.31% of all stops resulted in an arrest



30 searches out of 627 stops

Officers conducted a search of the vehicle based on consent, contraband in plain view, incident to arrest, inventory, or probable cause. 4.78% of all stops resulted in a search



8

Contraband, such as alcohol and drugs, was discovered as a result of the stop. 27% of searches produced contraband

# Traffic Enforcement Analysis



Crashes & DWI

Responded to  
59

3  
Involving Alcohol  
or Drugs

30  
DWI  
Arrests

## DWI Arrests by the numbers\*



### Manor Police Department DWI Profile - June 2024

	Sunday 9	Monday 2	Tuesday 1	Wednesday 2	Thursday 2	Friday 6	Saturday 8
<b>Total Cases</b> 30							
<b>Average BAC: 0.129</b>							
<b>Gender</b>							
Female (17%)							
Male (83%)							
<b>Ethnicity</b>							
Hispanic			23				
White			3				
Black			3				
Asian			1				
<b>Age Group</b>							
Under 21							
21 to 29							
30 to 39							
40 to 49							
50 to 59							
<b>Suspected Impairment</b>							
Alcohol Only							
Drug Only							
<b>Reason for Contact</b>							
Weaving/Fail to maintain single lane						11	
911 call or Dispatched						9	
Suspicious Vehicle/Welfare Concern						6	
Crash						6	
Speeding						4	
Ran stop sign/light						4	
Unnecessary acceleration or deceleration						3	
Stopping in lane for no apparent reason or unre..						3	
Failure to signal or signal inconsistent with acti..						3	
Almost striking object or vehicle						3	
Driving on other than designated roadway						2	
Varying speed						1	
Turning with a wide radius or improper turn						1	
Stopping problems (too far, too short, or to jer..						1	
Slow or failing to respond to officer's signals						1	
Requested by other officer						1	
Inappropriate or unusual behaviour (throwing ..						1	
Expired Registration						1	
Driving without headlights at night						1	
Defective Equipment						1	
<b>Time of Day</b>							
12 AM							2
1 AM							2
2 AM							9
3 AM							4
4 AM							1
9 AM							1
11 AM							1
3 PM							1
5 PM							1
6 PM							1
7 PM							1
9 PM							1
10 PM							2
11 PM							3