

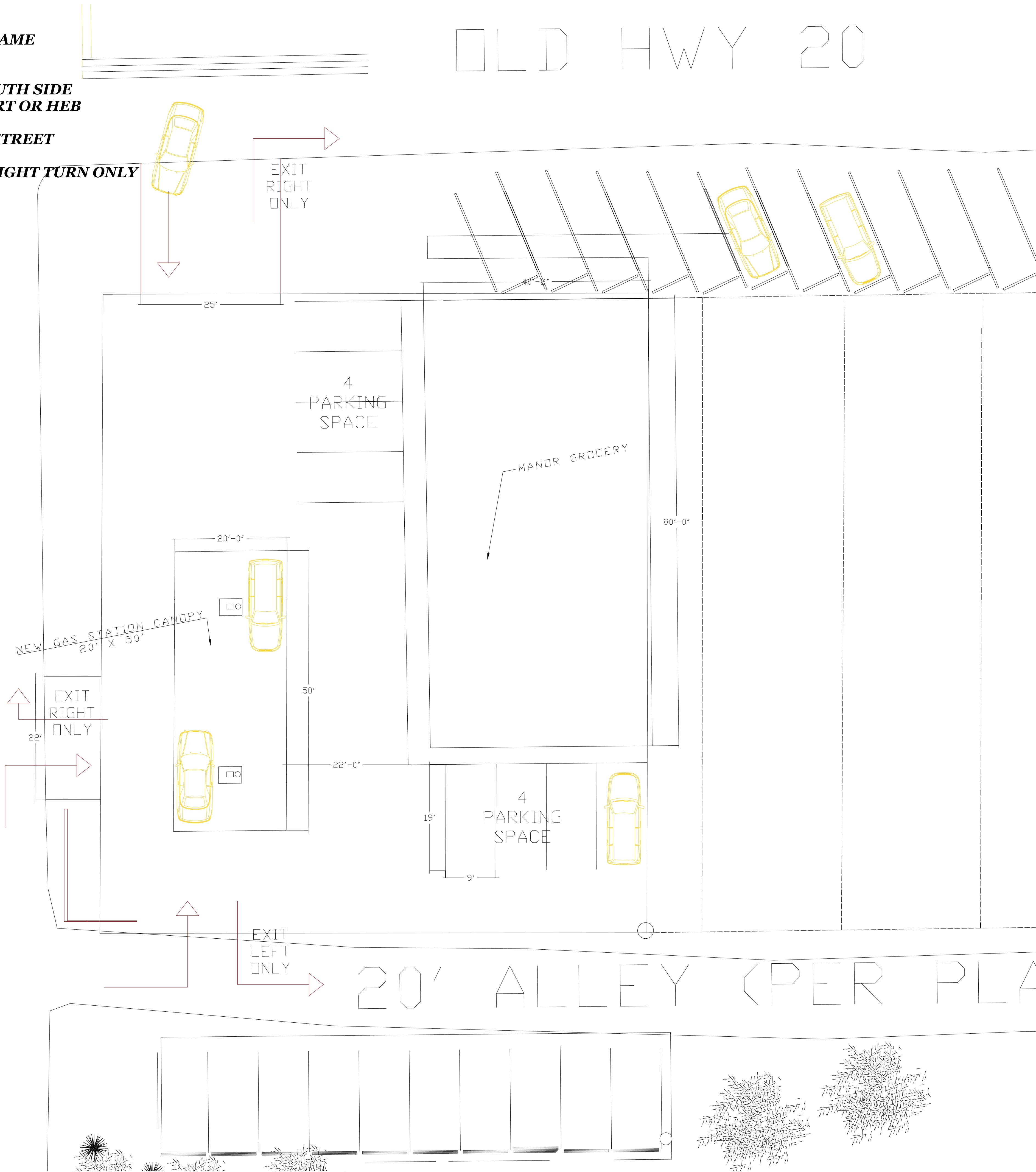
OPTION 1:
20X50 GAS CANOPY, WITH 2 PUMPS

LEAVING GROCERY MANOR WITH THAT SAME
EXTERIOR HISTORY.

HAVING A PICK UP LOCATION ON THE SOUTH SIDE
HAVING A MERGE WITH EITHER WALMART OR HEB

HAVING THE ALLEY WAY BE A ONE WAY STREET

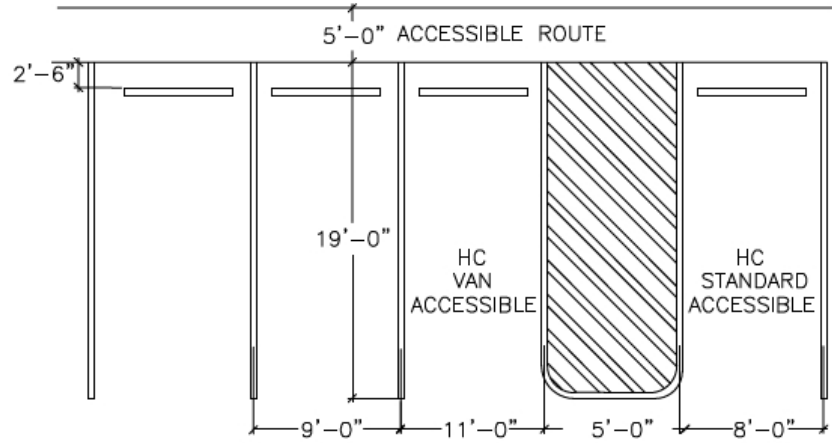
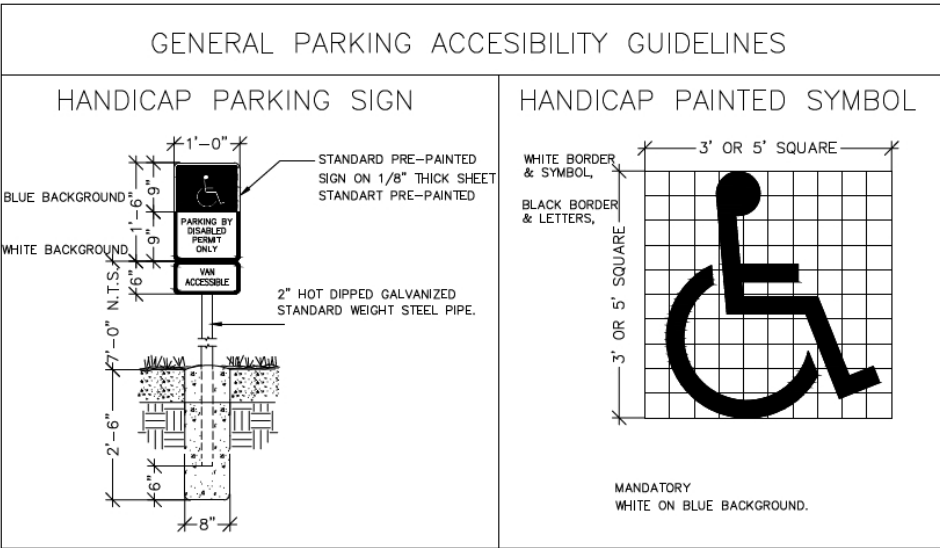
ON THE OLD HWY 20 EXIT IT WILL BE A RIGHT TURN ONLY




- A. GENERAL
1. CURB LOCATED BETWEEN APPROVED FIRE LANE - TOW-AWAY-ZONE SIGN SHALL BE PAINTED RED OR A RED STRIPE SHALL BE PLACED ALONG THE PAVEMENT WHERE THERE IS NO CURB. CURB SHALL BE CONSPICUOUSLY AND LEGIBLY MARKED WITH THE WARNING "FIRE LANE - TOW-AWAY-ZONE" IN WHITE LETTERS AT LEAST 3 INCHES IN HEIGHT, AT INTERVALS NOT TO EXCEED 50 FEET

PARKING NOTES:

1. CONTRACTOR TO PAINT STRIPS, ARROWS AND ETC AS SPECIFIED AND AS SHOWN ON PLANS.
2. PROVIDE 4" WIDE YELLOW PARKING STRIPS.
3. CONTRACTOR SHALL PROVIDE BUILDING ADDRESS VISIBLE FROM FIRE CONTRACTOR SHALL PROVIDE BUILDING ADDRESS VISIBLE FROM FIRE DEPARTMENT ACCESS ROAD.
4. FUEL DISPENSING FACILITY SHALL MEET THE IFC 2012 CH:23. FUEL DISPENSING FACILITY SHALL MEET THE IFC 2012 CH:23. FUEL DISPENSING, TANK, CANOPY TO BE PERMITTED SEPARATELY BY OTHERS.
5. FOR INFORMATION NOT SHOWN RE: SITE SURVEY C1.0. FOR INFORMATION NOT SHOWN RE: SITE SURVEY C1.0. FUEL TANKS, PUMPS AND CANOPY TO BE PERMITTED SEPARATELY. FUEL TANKS, PUMPS AND CANOPY TO BE PERMITTED SEPARATELY. FUEL DISTRIBUTION SYSTEM PLANS SHALL MEET THE FOLLOWING FUEL DISTRIBUTION SYSTEM PLANS SHALL MEET THE FOLLOWING REQUIREMENTS.
 - a. PROVIDE IMPACT PROTECTION FOR FUEL PUMP DISPENSING PROVIDE IMPACT PROTECTION FOR FUEL PUMP DISPENSING EQUIPMENT TO MEET IFC 2012, CHAPTER 23, SECTION 2306.7.3 . EQUIPMENT TO MEET IFC 2012, CHAPTER 23, SECTION 2306.7.3 .
 - b. PROVIDE EMERGENCY DISCONNECT FOR FUEL PUMP SHUT OFF TO PROVIDE EMERGENCY DISCONNECT FOR FUEL PUMP SHUT OFF TO MEET IFC 2012, CHAPTER 23, SECTION 2303.2 .
 - c. PROVIDE FIRE EXTINGUISHER PLACEMENT FOR FUEL ISLAND AND PROVIDE FIRE EXTINGUISHER PLACEMENT FOR FUEL ISLAND AND REFILL AT TANK TO MEET IFC 2012, CHAPTER 23, SECTION 2303.5.
 - d. IDENTIFY ON PLANS THE FUEL TANK VENT LOCATION. IDENTIFY ON PLANS THE FUEL TANK VENT LOCATION.
 - e. PROVIDE NOTE ON PLANS THE FUEL DISPENSING FACILITY WILL PROVIDE NOTE ON PLANS THE FUEL DISPENSING FACILITY WILL MEET THE IFC 2012 CHAPTER 23 .
6. SCOPE OF WORK IN THESE PLANS COVERS MERCANTILE BUILDING SCOPE OF WORK IN THESE PLANS COVERS MERCANTILE BUILDING ONLY.



① DIMENSION OF PARKING SPACES (TYP.)
NO SCALE



CG DESIGN
CRISTIAN GARCIA
12703 LILAC STONE COURT
HOUSTON TEXAS 77044
832-584-7231
CHRIS22GARCIA90@GMAIL.COM

MANOR TEXAS

CITY OF MANOR CITY HALL

105 E EGGLESTON ST
MANOR TX 78653
512-272-5555

SEAL

REVISIONS

NO.	DESCRIPTION	DATE

MANOR GROCERY
102 W PARSONS ST,
MANOR TX 78653

MANOR CITY HALL

CLIENT:
MANOR GROCERY

SITE:
102 W. PARSONS ST.
MANOR TX 78653

ARCHITECT:
CRISTIAN GARCIA

PAGE NAME