



Manor Police Department

Monthly Report April 2025



Manor Police Department By The Numbers



1882

Number of calls for
service

63

Average calls per day



Total Training Hours

358



Mental Health Calls

12



Juvenile Detentions

4

* Includes academy training hours

Interactions



11

Community Events

1

Hosted Events

10

External Events



0:03:20

Average response time



2.5

The average number of people an officer interacts with per call.

1.67

The average number of people an officer interacts with per stop.



4,705

The estimated number people officers interact with on calls alone.

1,733

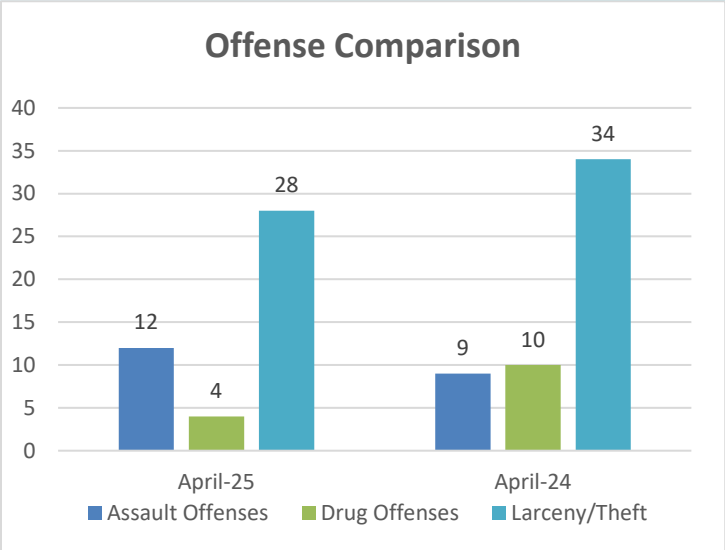
The estimated number people officers interact with on stops alone.

6,438

The estimated number people officers interact with total.

Criminal Offenses

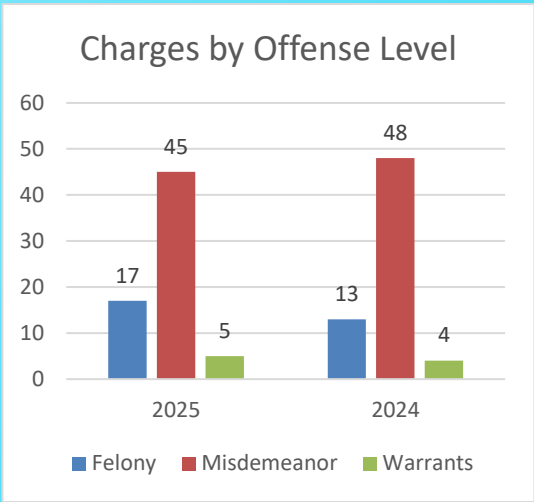
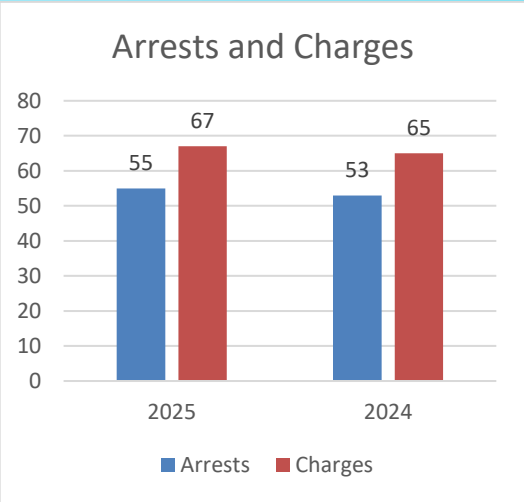
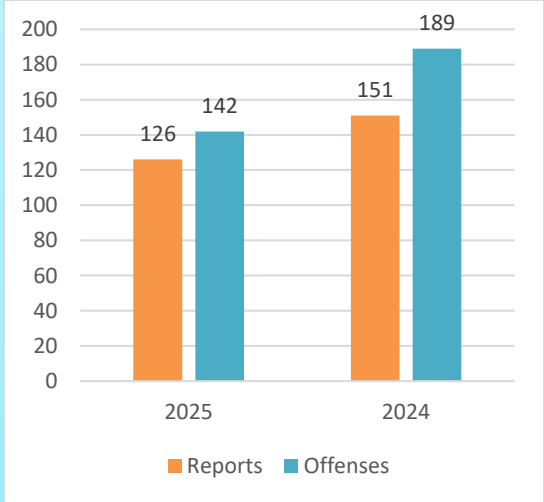
National Incident Based Reporting System



Offense Group	April 2025	April 2024
Group A	64*	70*
Group B	28*	37*

Crime Type	April 2025	April 2024
Persons	10	8
Property	33	38
Fraud	10	8
Crimes against Children	4	3
Other	85	132

Incident Reports, Total Offenses, and Arrests



*Group A offenses are 22 offense categories, including but not limited to assaultive offenses, sex offenses, larceny, arson, and prostitution, where extensive data is collected.

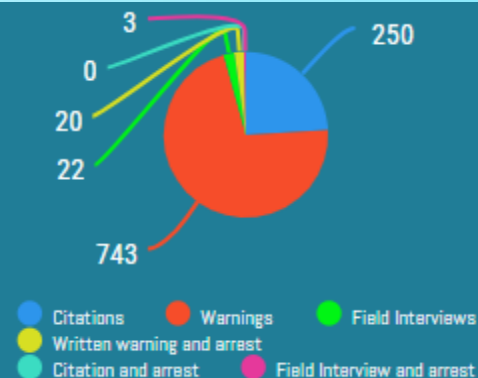
Group B offenses consist of 11 offense categories, including but not limited to bad checks, DWI, non-violent family offenses, and all other offenses, where only arrest data is collected.

*Excludes traffic citations, warnings and arrests

Traffic Enforcement Analysis



1,038
Total traffic stops
conducted



23

Traffic stops resulting in a citation with an arrest, traffic stops resulting in a warning with an arrest, and field interviews that resulted in an arrest. 2.22% of all stops resulted in an arrest



44 searches
out of 1038
stops

Officers conducted a search of the vehicle based on consent, contraband in plain view, incident to arrest, inventory, or probable cause. 4.24% of all stops resulted in a search



13

Contraband, such as alcohol and drugs, was discovered as a result of the stop. 29.55% of searches produced contraband

STEP - Selective Traffic Enforcement Program



Not available

**Total traffic stops
conducted during STEP**

Texas has lost at least one person every day on Texas roads since Nov. 7, 2000. Officers concentrate traffic enforcement in selected areas where a high number of collisions occur. Enforcement activity targets specific violations to include speeding, seatbelts, intersection, distracted driving, DWIs, and CMV.



Not available
Citations

Not available
Warnings

Not available
Arrest

Enforcement activity is designed to reduce the number of collisions on Texas roadways to gain voluntary compliance to traffic safety laws.



Not available

**Total Hours
Worked**



Not available

**TxDOT
Reimbursement**

Traffic Enforcement Analysis



Crashes & DWI

Responded
to 68
Crashes

0
Involving Alcohol
or Drugs

19
DWI
Arrests

DWI Arrests by the numbers*

LEADRS
Law Enforcement Advanced
Data Reporting System

Manor Police Department DWI Profile - April 2025

