



Manor Police Department

Monthly Report July 2025



Manor Police Department By The Numbers



1866

Number of calls for
service

60

Average calls per day



Total Training Hours

2215



Mental Health Calls

14



Juvenile Detentions

7

* Includes academy training hours

Interactions



8

Community Events

5

Hosted Events

3

External Events



0:03:19

Average response time



2.5

The average number of people
an officer interacts with per
call.

1.67

The average number of people
an officer interacts with per
stop.



4,665

The estimated number
people officers interact
with on calls alone.

1,640

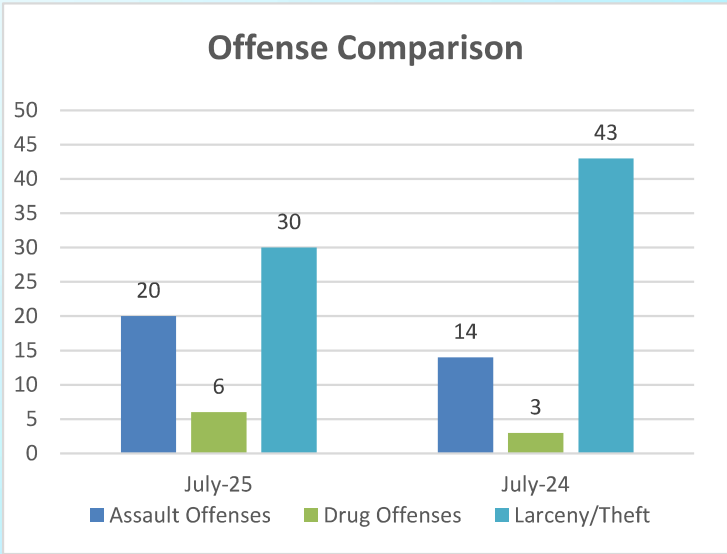
The estimated number
people officers interact
with on stops alone.

6,305

The estimated number
people officers interact
with total.

Criminal Offenses

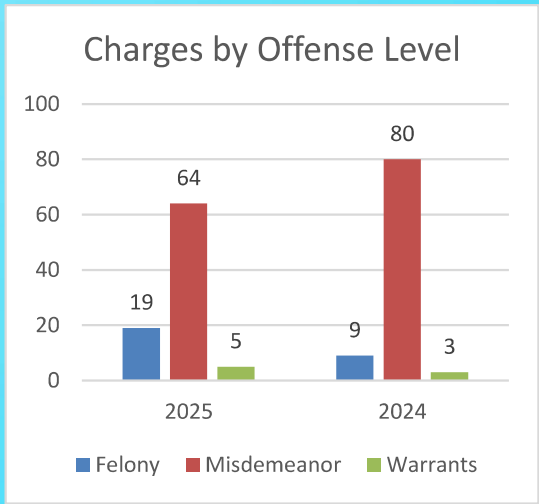
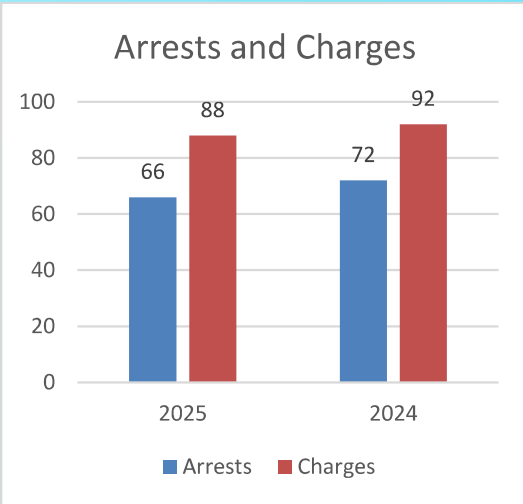
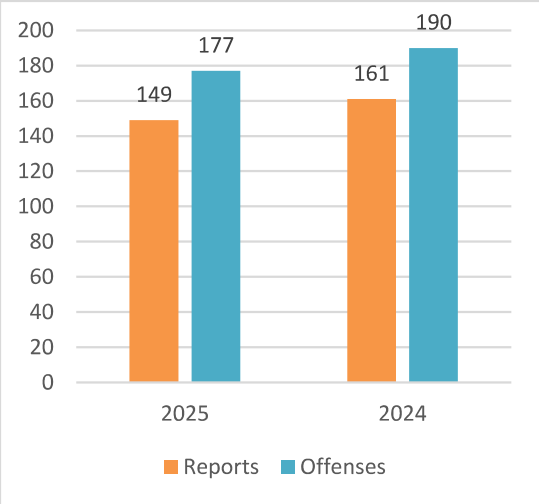
National Incident Based Reporting System



Offense Group	July 2025	July 2024
Group A	75*	72*
Group B	44*	27*

Crime Type	July 2025	July 2024
Persons	19	13
Property	45	50
Fraud	1	4
Crimes against Children	2	1
Other	110	122

Incident Reports, Total Offenses, and Arrests



*Group A offenses are 22 offense categories, including but not limited to assaultive offenses, sex offenses, larceny, arson, and prostitution, where extensive data is collected.
Group B offenses consist of 11 offense categories, including but not limited to bad checks, DWI, non-violent family offenses, and all other offenses, where only arrest data is collected.
*Excludes traffic citations, warnings and arrests

Traffic Enforcement Analysis



982

Total traffic stops
conducted



25

Traffic stops resulting in a citation with an arrest, traffic stops resulting in a warning with an arrest, and field interviews that resulted in an arrest. 2.55% of all stops resulted in an arrest



59 searches
out of 982
stops

Officers conducted a search of the vehicle based on consent, contraband in plain view, incident to arrest, inventory, or probable cause. 6.01% of all stops resulted in a search



18

Contraband, such as alcohol and drugs, was discovered as a result of the stop. 30.51% of searches produced contraband

STEP - Selective Traffic Enforcement Program



9

**Total traffic stops
conducted during STEP**

Texas has lost at least one person every day on Texas roads since Nov. 7, 2000. Officers concentrate traffic enforcement in selected areas where a high number of collisions occur. Enforcement activity targets specific violations to include speeding, seatbelts, intersection, distracted driving, DWIs, and CMV.



1
Citations

11
Warnings

1
Arrests

Enforcement activity is designed to reduce the number of collisions on Texas roadways to gain voluntary compliance to traffic safety laws.



5

**Total Hours
Worked**



\$300.00

**TxDOT
Reimbursement**

Traffic Enforcement Analysis



Crashes & DWI

Responded to
60 Crash Calls
for Service

5
Involving Alcohol or
Drugs

21
DWI
Arrests

DWI Arrests by the Numbers

LEADRS
Law Enforcement Advanced
Data Reporting System

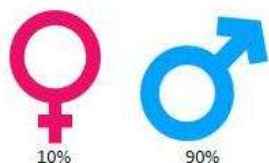
Manor Police Department DWI Profile - July 2025

Sunday 8 Monday 1 Tuesday 2 Wednesday 1 Friday 3 Saturday 6

Total Cases

21

Average BAC:
0.142



African American

4

Hispanic

14

White

3

Suspected Impairment

Alcohol Only

19

Drug Only

2

Reason for Contact

Weaving/Fail To Maintain Single Lane

1

2

Crash

2

5

Speeding

3

4

Stopping Problems (Too Far, Too Short, Or Too Jerky)

5

2

Requested By Other Officer

3

1

Failure to signal/Signal inconsistent with action

17

1

911 Call Or Dispatched

18

1

Turning With A Wide Radius Or Improper Turn

19

1

Suspicious Vehicle/Welfare Concern

20

1

Stopping in lane for no apparent reason/Unresponsive driver

21

2

Ran Stop Sign/Light

22

1

Improper Or Unsafe Lane Change

23

1

Varying Speed

1

1

Unnecessary Acceleration Or Deceleration

1

1

Slow Or Failing To Respond To Officer's Signals

1

1

Driving On Other Than Designated Roadway

1

1

Driving In Opposing Lanes Or Wrong Way

1