





















Current:  
Light Commercial (C-1)

Proposed:  
Medium Commercial (C-2)

**Zone**

- |                                                                                                                     |                                                                                                                      |
|---------------------------------------------------------------------------------------------------------------------|----------------------------------------------------------------------------------------------------------------------|
|  A - Agricultural              |  GO - General Office            |
|  SF-1 - Single Family Suburban |  C-1 - Light Commercial         |
|  SF-2 - Single Family Standard |  C-2 - Medium Commercial        |
|  TF - Two Family               |  C-3 - Heavy Commercial         |
|  TH - Townhome                 |  NB - Neighborhood Business     |
|  MF-1 - Multi-Family 15        |  DB - Downtown Business         |
|  MF-2 - Multi-Family 25        |  IN-1 - Light Industrial        |
|  MH-1 - Manufactured Home      |  IN-2 - Heavy Industrial        |
|  I-1 - Institutional Small     |  PUD - Planned Unit Development |
|  I-2 - Institutional Large     |  ETJ                            |