



# Manor Police Department

## Monthly Report December 2024



# Manor Police Department By The Numbers



**1669**

Number of calls for service

**54**

Average calls per day



Total Training Hours

**207**



Mental Health Calls

**17**



Juvenile Detentions

**13**

\* Includes academy training hours

# Interactions



**7**

Community Events

**3**

Hosted Events

**4**

External Events



**0:04:01**

Average response time



**2.5**

The average number of people an officer interacts with per call.

**1.67**

The average number of people an officer interacts with per stop.



**4,173**

The estimated number people officers interact with on calls alone.

**1,082**

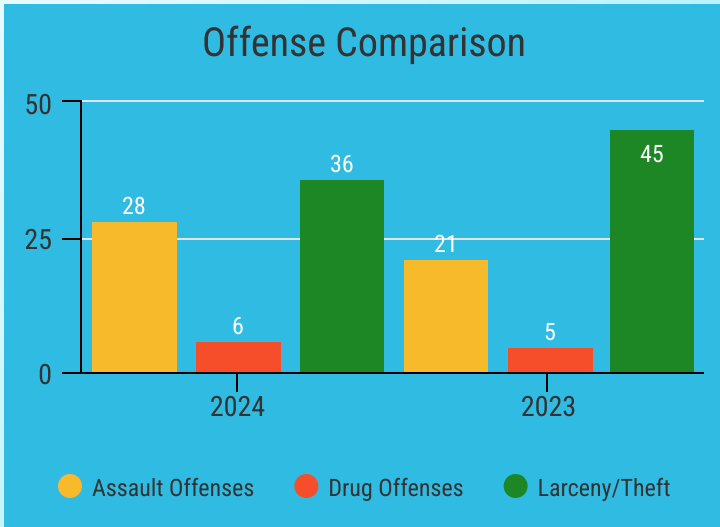
The estimated number people officers interact with on stops alone.

**5,255**

The estimated number people officers interact with total.

# Criminal Offenses


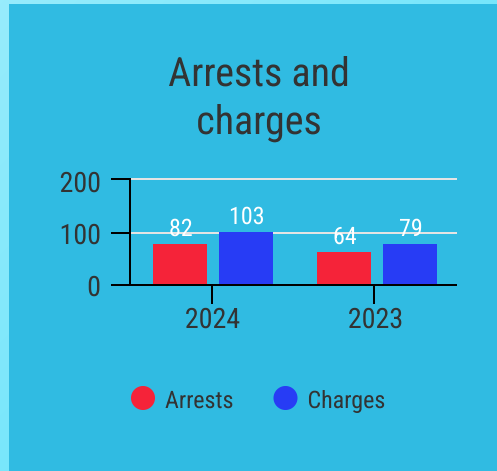
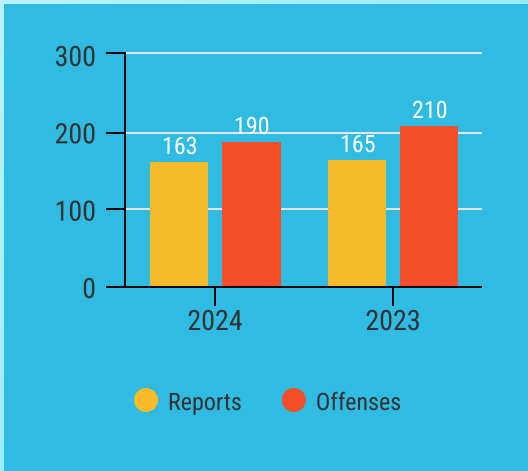
## National Incident Based Reporting System



| Offense Group | 2024 | 2023 |
|---------------|------|------|
| Group A       | 87*  | 113* |
| Group B       | 54*  | 36*  |

| Crime Type              | 2024 | 2023 |
|-------------------------|------|------|
| Persons                 | 27   | 24   |
| Property                | 41   | 64   |
| Fraud                   | 1    | 2    |
| Crimes against Children | 5    | 1    |
| Other                   | 116  | 119  |

## Incident Reports, Total Offenses, and Arrests




\*Group A offenses are 22 offense categories, including but not limited to assaultive offenses, sex offenses, larceny, arson, and prostitution, where extensive data is collected.

Group B offenses consist of 11 offense categories, including but not limited to bad checks, DWI, non-violent family offenses, and all other offenses, where only arrest data is collected.

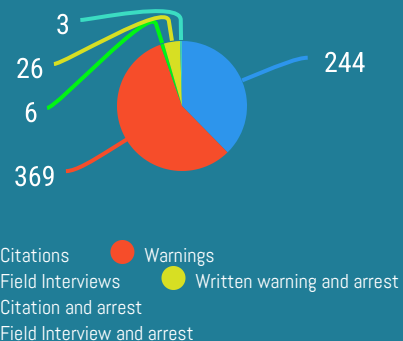
\*Excludes traffic citations, warnings and arrests

# Traffic Enforcement Analysis



**648**

**Total traffic stops  
conducted**



**29**

Traffic stops resulting in a citation with an arrest, traffic stops resulting in a warning with an arrest, and field interviews that resulted in an arrest. 4.48% of all stops resulted in an arrest



**53 searches  
out of 648  
stops**

Officers conducted a search of the vehicle based on consent, contraband in plain view, incident to arrest, inventory, or probable cause. 8.18% of all stops resulted in a search



**15**

Contraband, such as alcohol and drugs, was discovered as a result of the stop. 28% of searches produced contraband

# STEP - Selective Traffic Enforcement Program



**87**

**Total traffic stops  
conducted during STEP**

Texas has lost at least one person every day on Texas roads since Nov. 7, 2000. Officers concentrate traffic enforcement in selected areas where a high number of collisions occur. Enforcement activity targets specific violations to include speeding, seatbelts, intersection, distracted driving, DWIs, and CMV.



**72**

**Citations**

**81**

**Warnings**

**3**

**Arrests**

Enforcement activity is designed to reduce the number of collisions on Texas roadways by gain voluntary compliance to traffic safety laws.



**40.55**

**Total Hours  
Worked**



**\$2,415.00**

**TxDOT  
Reimbursement**

# Traffic Enforcement Analysis



Crashes & DWI

Responded to  
91

2  
Involving Alcohol  
or Drugs

34  
DWI  
Arrests

## DWI Arrests by the numbers\*



### Manor Police Department DWI Profile - December 2024

