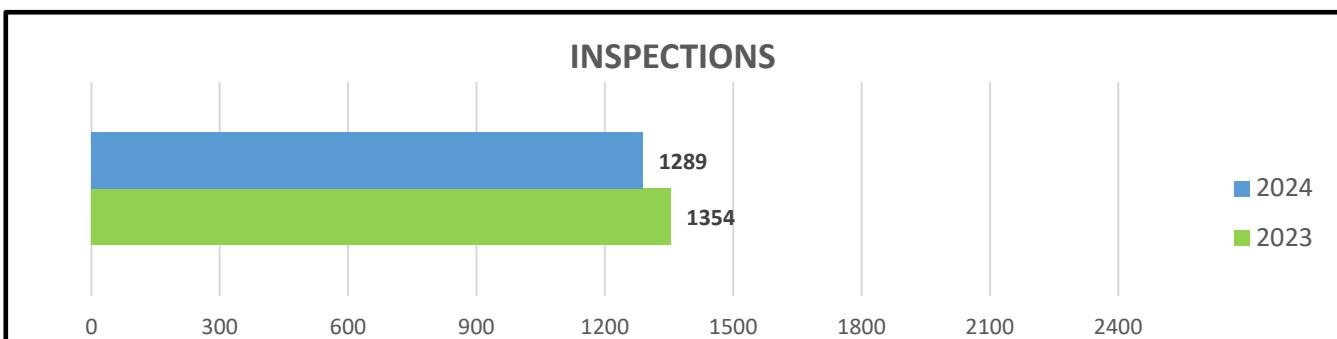
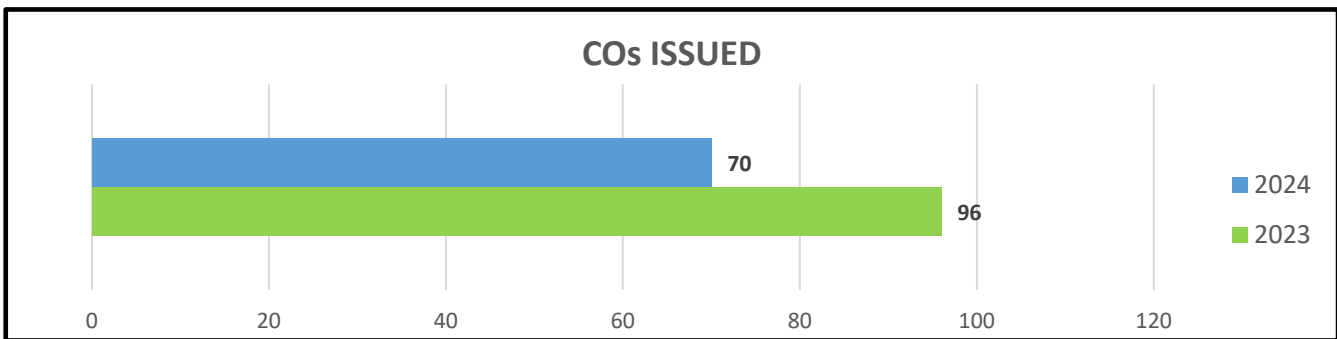
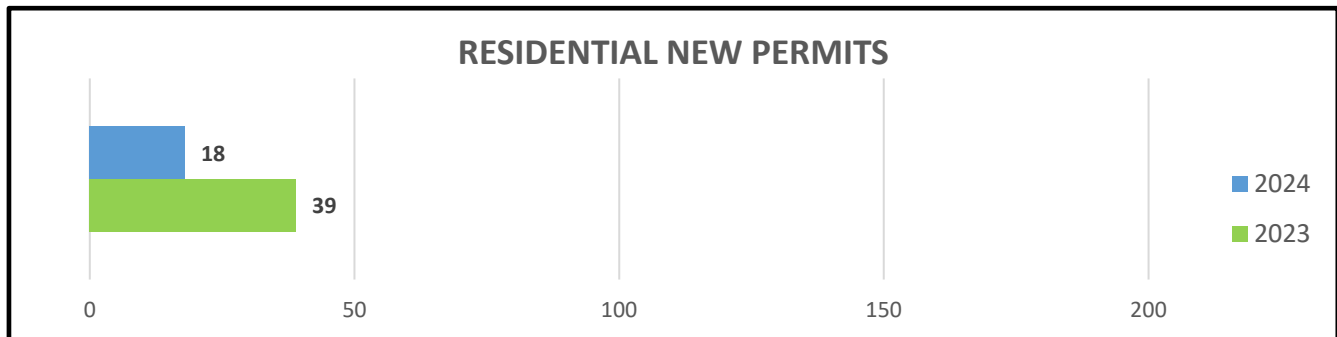
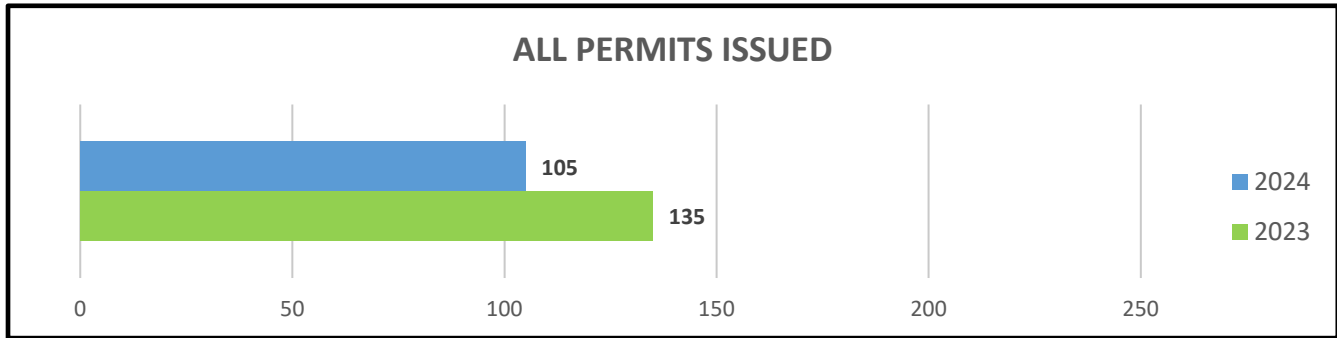




December 2024

DEPARTMENT OF DEVELOPMENT SERVICES
MICHAEL BURRELL, INTERIM DIRECTOR



*Charts displayed at different scales

**DEVELOPMENT SERVICES DEPARTMENT REPORT
PROJECT VALUATION AND FEE REPORT**

December 1-31, 2024

Description	Projects	Valuation	Fees	Detail
Commercial / Education				
Accessory (C)	1	\$43,842.00	\$760.00	
Electrical (C)	1	\$60,000.00	\$513.00	
New (C)	1	\$18,384,740.00	\$197,304.00	HEB Grocery
Remodel/Repair (C)	1	\$150,000.00	\$5,192.00	Action Behavior Centers
Sign (C)	6	\$138,213.61	\$2,719.50	
Sign (E)	2	\$10,571.94	\$609.00	
Totals	12	\$18,787,367.55	\$207,097.50	
Residential				
Accessory (R)	1	\$20,000.00	\$213.00	
Demolition (R)	2	\$18,000.00	\$246.00	
Electrical (R)	1	\$6,500.00	\$138.00	
Foundation Repair (R)	7	\$113,127.00	\$861.00	
Irrigation (R)	59	\$140,539.48	\$8,142.00	
Mechanical-HVAC (R)	2	\$25,908.00	\$276.00	
New (R)	18	\$5,896,444.10	\$188,025.00	
Plumbing (R)	2	\$20,200.00	\$276.00	
Remodel/Repair (R)	1	\$500.00	\$263.00	
Totals	93	\$6,241,218.58	\$198,440.00	
Grand Totals	105	\$25,028,586.13	\$405,537.50	

Total Temporary Certificate of Occupancies Issued: 12

Total Certificate of Occupancies Issued: 70

Total Inspections(Comm & Res): 1,289

Michael Burrell, Development Services Interim Director

