





















Current:
Light Industrial (IN-1)

Proposed:
Light Commercial (C-1)

Zone

- | | |
|---|--|
|  A - Agricultural |  GO - General Office |
|  SF-1 - Single Family Suburban |  C-1 - Light Commercial |
|  SF-2 - Single Family Standard |  C-2 - Medium Commercial |
|  TF - Two Family |  C-3 - Heavy Commercial |
|  TH - Townhome |  NB - Neighborhood Business |
|  MF-1 - Multi-Family 15 |  DB - Downtown Business |
|  MF-2 - Multi-Family 25 |  IN-1 - Light Industrial |
|  MH-1 - Manufactured Home |  IN-2 - Heavy Industrial |
|  I-1 - Institutional Small |  PUD - Planned Unit Development |
|  I-2 - Institutional Large |  ETJ |