

DEVELOPMENT SERVICES DEPARTMENT REPORT
PROJECT VALUATION AND FEE REPORT
March 1 - 31, 2025

Description	Projects	Valuation	Fees	Detail
Commercial / Education				
Irrigation (C)	6	\$194,300.00	\$74,345.50	
Multifamily New (C)	1	\$1,187,662.05	\$1,204,621.50	
New (C)	5	\$13,214,100.00	\$125,185.00	
New Shell (C)	1	\$1,468,030.08	\$61,540.40	
Plumbing (C)	1	\$7,603.25	\$213.00	
Remodel/Repair (C)	1	\$115,000.00	\$153.00	
Sign (C)	8	\$441,616.00	\$3,441.47	
Totals	23	\$16,628,311.38	\$1,469,499.87	
Residential				
Deck/Patio (R)	2	\$3,500.00	\$348.00	
Electrical (R)	8	\$179,449.31	\$1,104.00	
Fence (R)	1	\$3,500.00	\$138.00	
Foundation Repair (R)	3	\$32,995.00	\$369.00	
Irrigation (R)	35	\$68,500.00	\$4,830.00	
Mechanical-HVAC (R)	4	\$25,674.00	\$552.00	
Multifamily New (R)	4	\$50,875,256.60	\$151,393.40	
New (R)	65	\$20,878,831.75	\$777,107.75	
Plumbing (R)	3	\$49,125.00	\$489.00	
Totals	125	\$72,116,831.66	\$936,331.15	
Grand Totals	148	\$88,745,143.04	\$2,405,831.02	

Total Temporary Certificate of Occupancies Issued: 0
Total Certificate of Occupancies Issued: 45
Total Certificate of Completions Issued: 52
Total Inspections(Comm & Res): 1,447

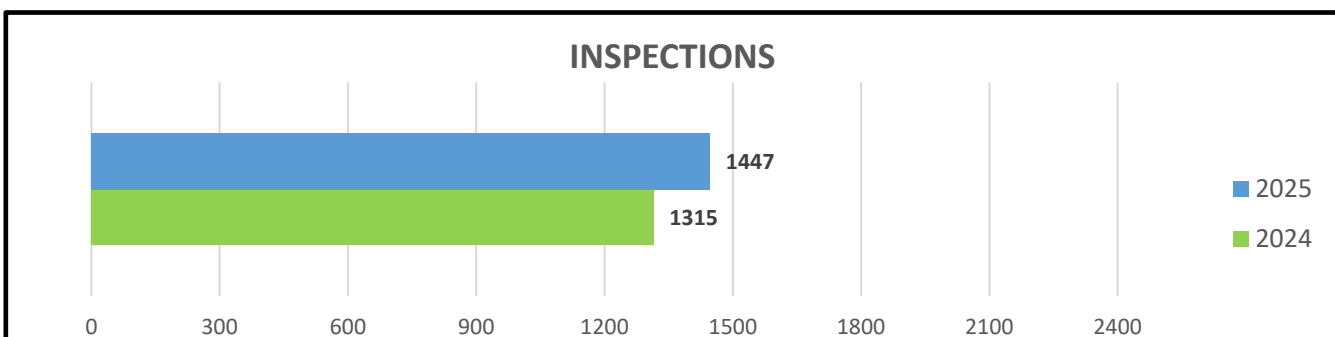
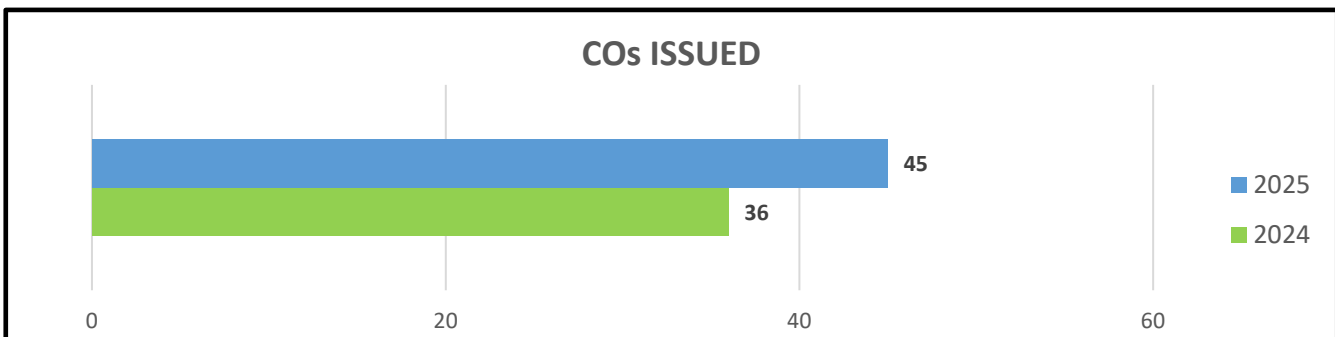
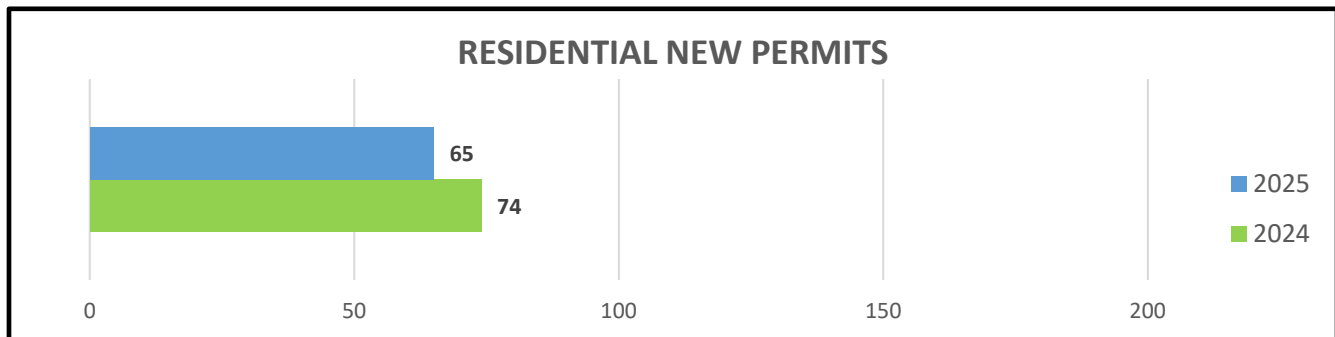
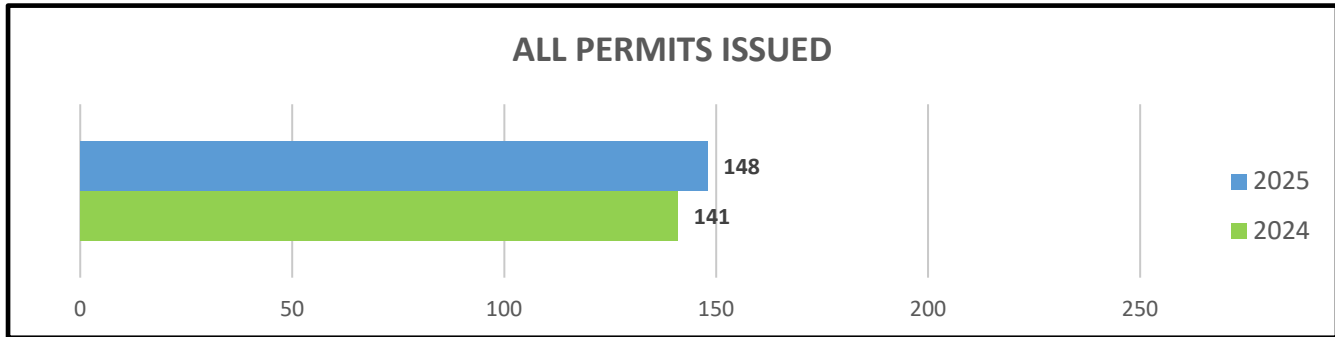
Michael Burrell, Director
Development Services





March 2025

DEPARTMENT OF DEVELOPMENT SERVICES
MICHAEL BURRELL, DIRECTOR



*Charts displayed at different scales