



# Manor Police Department

## Monthly Report March 2025



# Manor Police Department By The Numbers



**1763**

Number of calls for  
service

**57**

Average calls per day



Total Training Hours

**850**



Mental Health Calls

**5**



Juvenile Detentions

**3**

\* Includes academy training hours

# Interactions



6

Community Events

2

Hosted Events

4

External Events



0:03:24

Average response time



2.5

The average number of people an officer interacts with per call.

1.67

The average number of people an officer interacts with per stop.



4,408

The estimated number people officers interact with on calls alone.

1,546

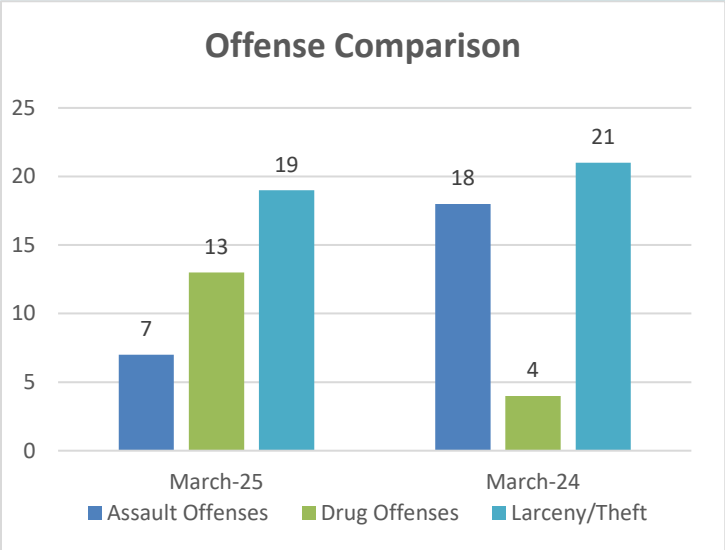
The estimated number people officers interact with on stops alone.

5,954

The estimated number people officers interact with total.

# Criminal Offenses

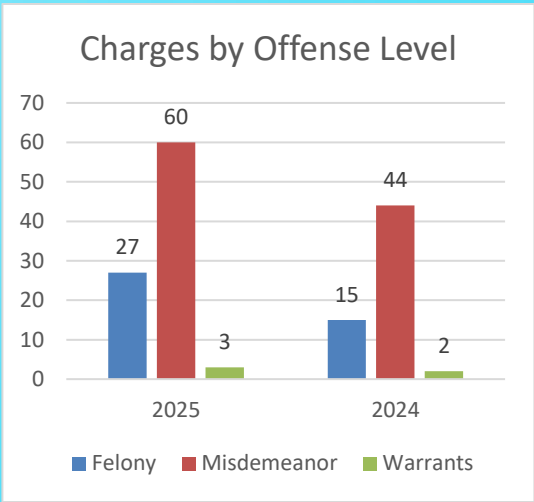
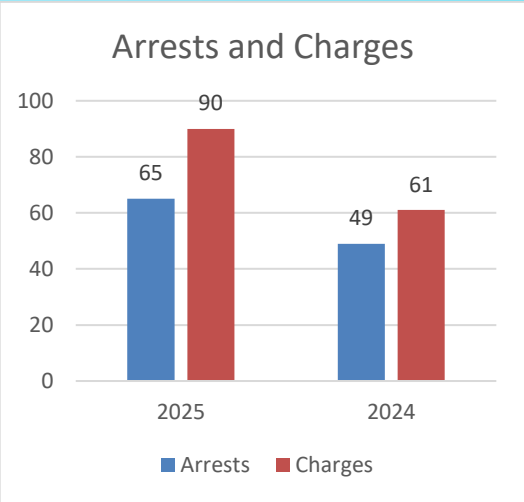
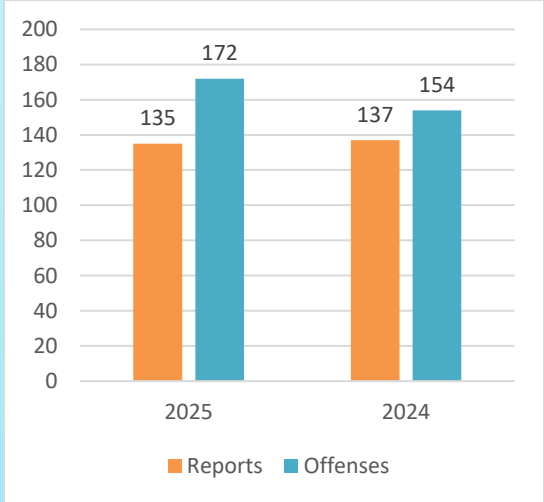
## National Incident Based Reporting System



Offense Group	March 2025	March 2024
Group A	106*	100*
Group B	49*	29*

Crime Type	March 2025	March 2024
Persons	9	13
Property	30	31
Fraud	1	5
Crimes against Children	1	6
Other	131	99

## Incident Reports, Total Offenses, and Arrests



\*Group A offenses are 22 offense categories, including but not limited to assaultive offenses, sex offenses, larceny, arson, and prostitution, where extensive data is collected.

Group B offenses consist of 11 offense categories, including but not limited to bad checks, DWI, non-violent family offenses, and all other offenses, where only arrest data is collected.

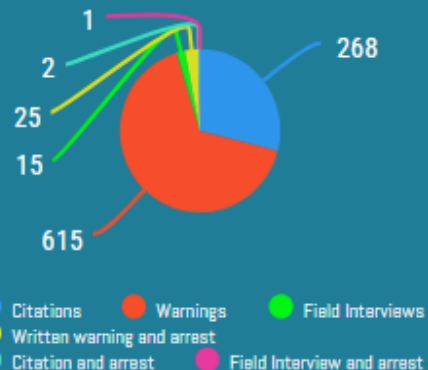
\*Excludes traffic citations, warnings and arrests

# Traffic Enforcement Analysis



926

Total traffic stops  
conducted



28

Traffic stops resulting in a citation with an arrest, traffic stops resulting in a warning with an arrest, and field interviews that resulted in an arrest. 3.02% of all stops resulted in an arrest



42 searches  
out of 926  
stops

Officers conducted a search of the vehicle based on consent, contraband in plain view, incident to arrest, inventory, or probable cause. 4.54% of all stops resulted in a search



15

Contraband, such as alcohol and drugs, was discovered as a result of the stop. 35.71% of searches produced contraband

# STEP - Selective Traffic Enforcement Program



14

**Total traffic stops  
conducted during STEP**

Texas has lost at least one person every day on Texas roads since Nov. 7, 2000. Officers concentrate traffic enforcement in selected areas where a high number of collisions occur. Enforcement activity targets specific violations to include speeding, seatbelts, intersection, distracted driving, DWIs, and CMV.



4

Citations

11

Warnings

0

Arrest

Enforcement activity is designed to reduce the number of collisions on Texas roadways to gain voluntary compliance to traffic safety laws.



3

**Total Hours  
Worked**



**\$161.46**

**TxDOT  
Reimbursement**

# Traffic Enforcement Analysis



Crashes & DWI

Responded  
to 69  
Crashes

2  
Involving Alcohol  
or Drugs

26  
DWI  
Arrests

## DWI Arrests by the numbers\*

Information is not available at this time