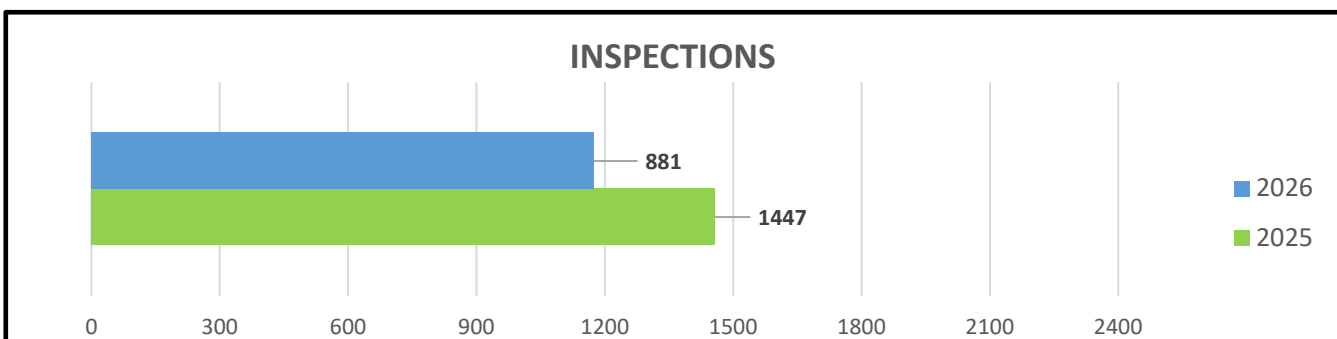
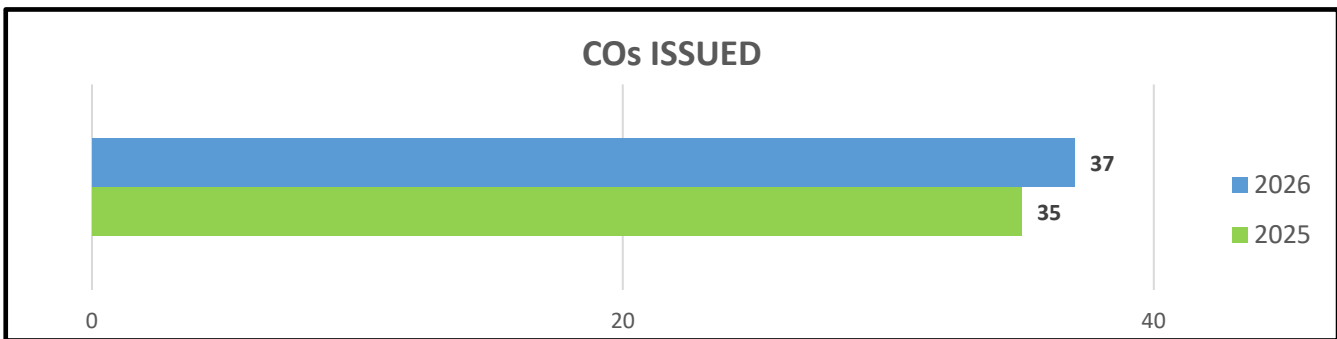
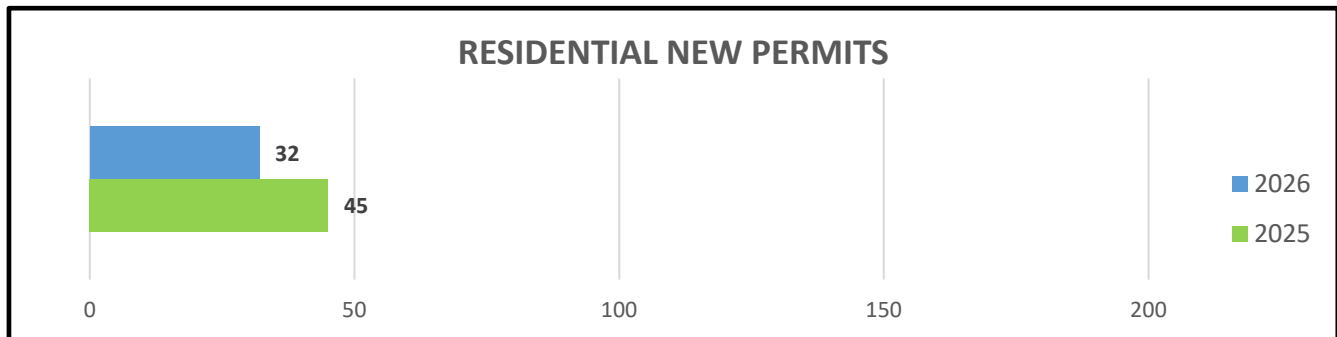
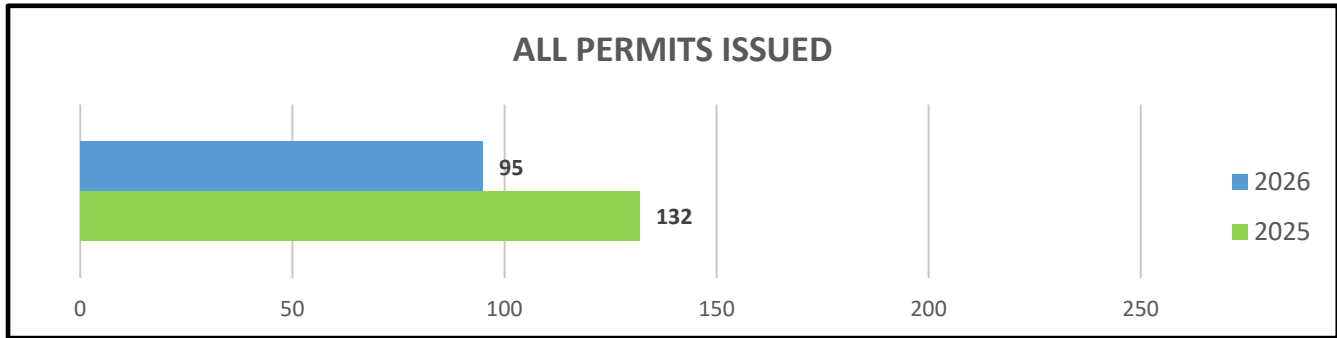




April 2026

DEPARTMENT OF DEVELOPMENT SERVICES
MICHAEL BURRELL, DIRECTOR



*Charts displayed at different scales

**DEVELOPMENT SERVICES DEPARTMENT REPORT
PROJECT VALUATION AND FEE REPORT**

April 1-30, 2026

Description	Projects	Valuation	Fees	Details
Commercial / Education				
Accessory Structure	1	\$40,000.00	\$210.00	
Certificate of Occupancy (C)	1	\$100.00	\$100.00	<i>Manor Harvest</i>
Fence (C)	1	\$5,000.00	\$270.00	
Right of Way (C)	2	\$0.00	\$0.00	
Swimming Pool/Spa (C)	1	\$0.00	\$1,023.00	
Sign (C)	1	\$15,000.00	\$415.70	
Temporary Sign (C)	2	\$70.00	\$70.00	
Tenant Finish-Out (C)	1	\$350,000.00	\$854.20	<i>Einstein Bros Bagels</i>
Totals	10	\$410,170.00	\$2,942.90	
Residential				
Accessory Structure	1	\$5,274.00	\$135.00	
Electrical (R)	6	\$133,819.00	\$875.00	
Foundation Repair (R)	12	\$1,620.00	\$314,270.99	
Irrigation	24	\$50,609.00	\$3,240.00	
Mechanical-HVAC (R)	6	\$94,548.00	\$810.00	
New (R)	32	\$11,457,779.95	\$323,749.25	
Plumbing (R)	4	\$55,106.00	\$615.00	
Totals	85	\$11,798,755.95	\$643,695.24	
Grand Totals	95	\$12,208,925.95	\$646,638.14	

Total Temporary Certificate of Occupancies Issued:	2
Total Certificate of Occupancies Issued:	37
Total Certificate of Completions Issued:	53
Total Inspections(Comm & Res):	1,174

Michael Burrell, Director
Development Services

