



Manor Police Department

Monthly Report May 2024



Manor Police Department By The Numbers



1729

Number of calls for service

56

Average calls per day



Total Training Hours

1060



Mental Health Calls

10



Juvenile Detentions

6

* Includes academy training hours

Interactions



8

Community Events

1

Hosted Events

7

External Events



0:02:00

Average response time



2.5

The average number of people an officer interacts with per call.

1.67

The average number of people an officer interacts with per stop.



2243

The estimated number people officers interact with on calls alone.

1,159

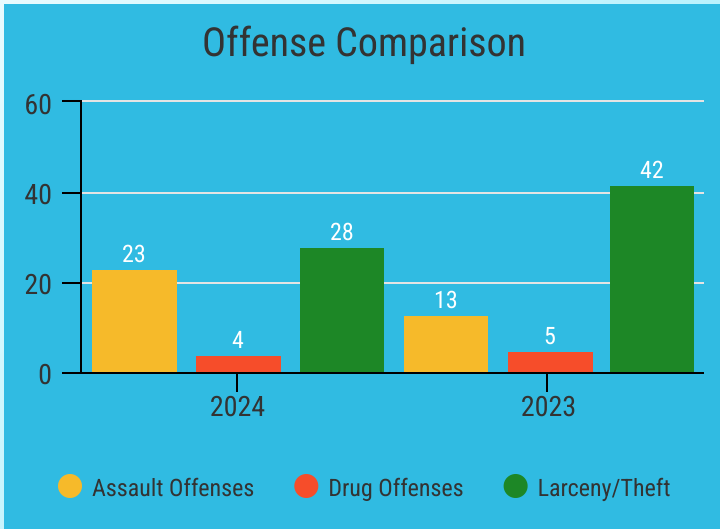
The estimated number people officers interact with on stops alone.

3,402

The estimated number people officers interact with total.

Criminal Offenses

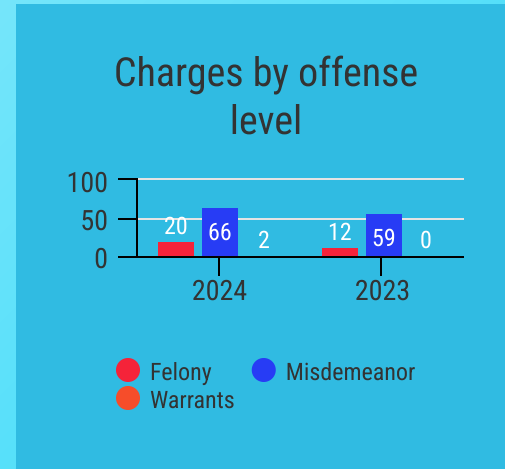
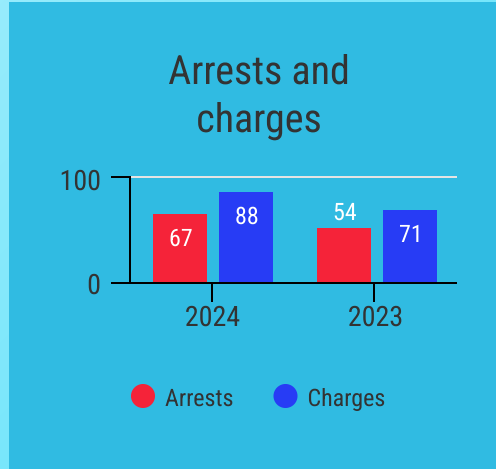
National Incident Based Reporting System



Offense Group	2024	2023
Group A	76	76
Group B	84	87

Crime Type	2024	2023
Persons	25	16
Property	63	70
Fraud	4	4
Crimes against Children	2	0
Other	81	88

Incident Reports, Total Offenses, and Arrests



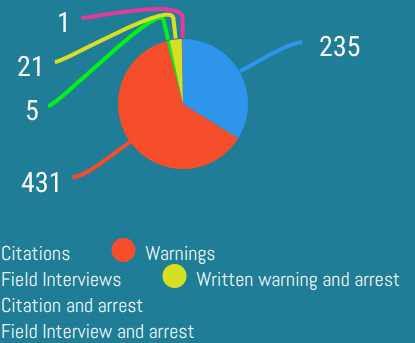
*Group A offenses are 22 offense categories, including but not limited to assaultive offenses, sex offenses, larceny, arson, and prostitution, where extensive data is collected.
 Group B offenses consist of 11 offense categories, including but not limited to bad checks, DWI, non-violent family offenses, and all other offenses, where only arrest data is collected.

Traffic Enforcement Analysis



694

Total traffic stops conducted



23

Traffic stops resulting in a citation with an arrest, traffic stops resulting in a warning with an arrest, and field interviews that resulted in an arrest. 3.31% of all stops resulted in an arrest



46 searches out of 694 stops

Officers conducted a search of the vehicle based on consent, contraband in plain view, incident to arrest, inventory, or probable cause. 6.63% of all stops resulted in a search



10

Contraband, such as alcohol and drugs, was discovered as a result of the stop. 22% of searches produced contraband

Traffic Enforcement Analysis



Crashes & DWI

Responded to
68

1
Involving Alcohol
or Drugs

32
DWI
Arrests

DWI Arrests by the numbers*



Manor Police Department DWI Profile - May 2024

	Sunday 6	Monday 1	Tuesday 4	Wednesday 2	Thursday 4	Friday 6	Saturday 9
Total Cases 32							
Average BAC: 0.146							
19% 81%							
Demographics Hispanic: 19 White: 8 Black: 5							
Age Groups Under 21: 4 21 to 29: 8 30 to 39: 12 40 to 49: 5 50 to 59: 3							
Suspected Impairment Alcohol Only: 30 Drug Only: 1 Alcohol and Drug: 1							
Reason for Contact							12 AM: 2
Weaving/Fail to maintain single lane	13						1 AM: 3
Speeding	7						2 AM: 7
Almost striking object or vehicle	7						3 AM: 2
911 call or Dispatched	5						4 AM: 3
Suspicious Vehicle/Welfare Concern	4						5 AM: 1
Varying speed	3						10 AM: 1
Unnecessary acceleration or deceleration	3						11 AM: 1
Turning with a wide radius or improper turn	3						2 PM: 1
Stopping problems (too far, too short, or to jer..)	3						6 PM: 1
Ran stop sign/light	3						7 PM: 1
Improper or unsafe lane change	3						8 PM: 1
Failure to signal or signal inconsistent with acti..	3						9 PM: 3
Expired Registration	3						10 PM: 2
Slow or failing to respond to officer's signals	2						11 PM: 3
Inappropriate or unusual behaviour (throwing ..	2						
Driving in opposing lanes or wrong way	2						
Defective Equipment	2						
Crash	2						
Stopping in lane for no apparent reason or unre..	1						
Slow response to traffic signals	1						
Requested by other officer	1						
Driving on other than designated roadway	1						