



Manor Police Department

Monthly Report June 2025



Manor Police Department By The Numbers



1728

Number of calls for
service

58

Average calls per day



Total Training Hours

649



Mental Health Calls

9



Juvenile Detentions

6

* Includes academy training hours

Interactions



13

Community Events

7

Hosted Events

6

External Events



0:02:00

Average response time



2.5

The average number of people
an officer interacts with per
call.

1.67

The average number of people
an officer interacts with per
stop.



4,320

The estimated number
people officers interact
with on calls alone.

1,336

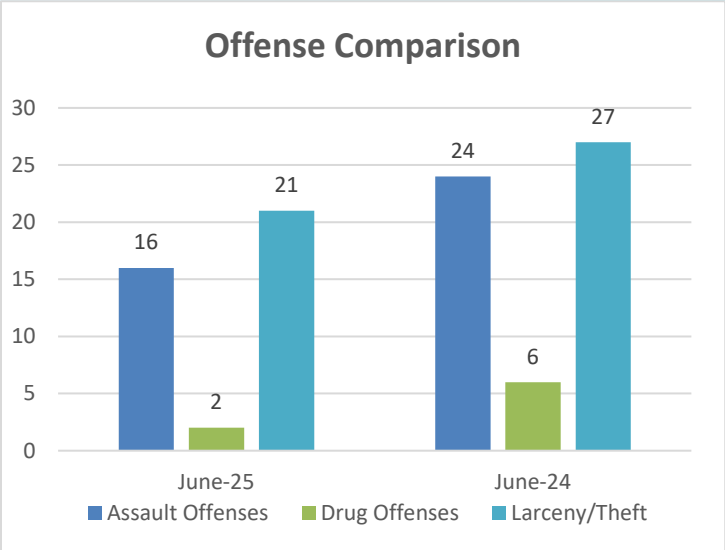
The estimated number
people officers interact
with on stops alone.

5,656

The estimated number
people officers interact
with total.

Criminal Offenses

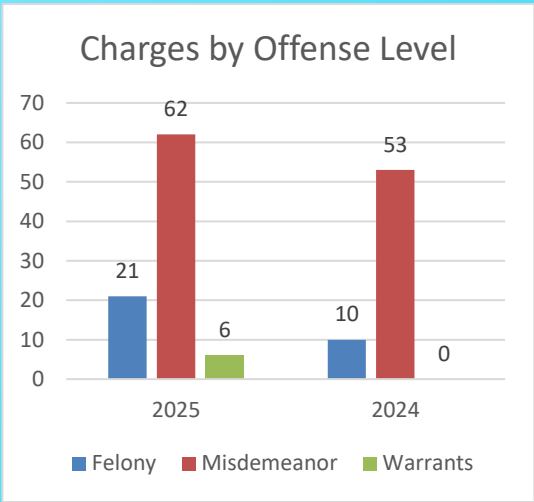
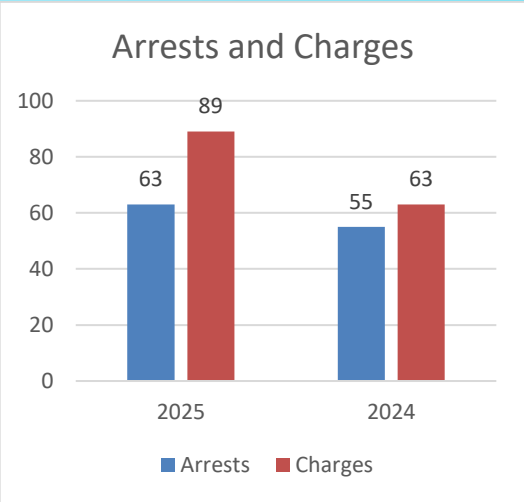
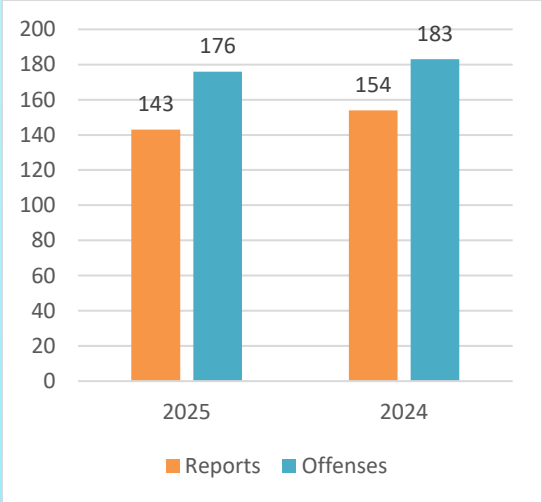
National Incident Based Reporting System



Offense Group	June 2025	June 2024
Group A	60*	75*
Group B	48*	43*

Crime Type	June 2025	June 2024
Persons	21	29
Property	30	38
Fraud	6	0
Crimes against Children	0	2
Other	119	114

Incident Reports, Total Offenses, and Arrests



*Group A offenses are 22 offense categories, including but not limited to assaultive offenses, sex offenses, larceny, arson, and prostitution, where extensive data is collected.

Group B offenses consist of 11 offense categories, including but not limited to bad checks, DWI, non-violent family offenses, and all other offenses, where only arrest data is collected.

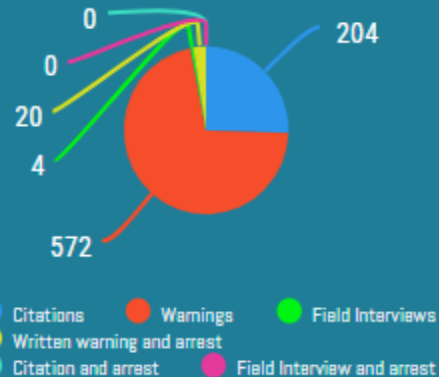
*Excludes traffic citations, warnings and arrests

Traffic Enforcement Analysis



800

Total traffic stops
conducted



20

Traffic stops resulting in a citation with an arrest, traffic stops resulting in a warning with an arrest, and field interviews that resulted in an arrest. 2.5% of all stops resulted in an arrest



37 searches
out of 800
stops

Officers conducted a search of the vehicle based on consent, contraband in plain view, incident to arrest, inventory, or probable cause. 4.63% of all stops resulted in a search



13

Contraband, such as alcohol and drugs, was discovered as a result of the stop. 35.14% of searches produced contraband

STEP - Selective Traffic Enforcement Program



13

Total traffic stops
conducted during STEP

Texas has lost at least one person every day on Texas roads since Nov. 7, 2000. Officers concentrate traffic enforcement in selected areas where a high number of collisions occur. Enforcement activity targets specific violations to include speeding, seatbelts, intersection, distracted driving, DWIs, and CMV.



1
Citations

15
Warnings

0
Arrests

Enforcement activity is designed to reduce the number of collisions on Texas roadways to gain voluntary compliance to traffic safety laws.



4.5

Total Hours
Worked



\$270.00

TxDOT
Reimbursement

Traffic Enforcement Analysis



Crashes & DWI

Responded
to 70
Crashes

3
Involving Alcohol
or Drugs

19
DWI
Arrests

DWI Arrests by the numbers

LEADRS
Law Enforcement Advanced
Data Reporting System

Manor Police Department DWI Profile - June 2025

