



Manor Police Department

Monthly Report October 2023



Manor Police Department By The Numbers



2130

Number of calls for service

68

Average calls per day



Total Training Hours

483



Mental Health Calls

10



Juvenile Detentions

0

Interactions



3

Community Events

0

Hosted Events

3

External Events



0:01:47

Average response time



2.5

The average number of people an officer interacts with per call

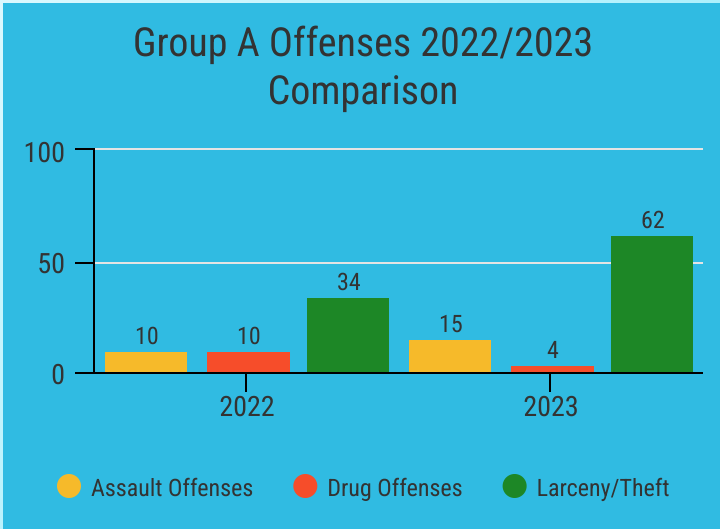


5,325

The estimated number people officers interact with on calls alone

Criminal Offenses

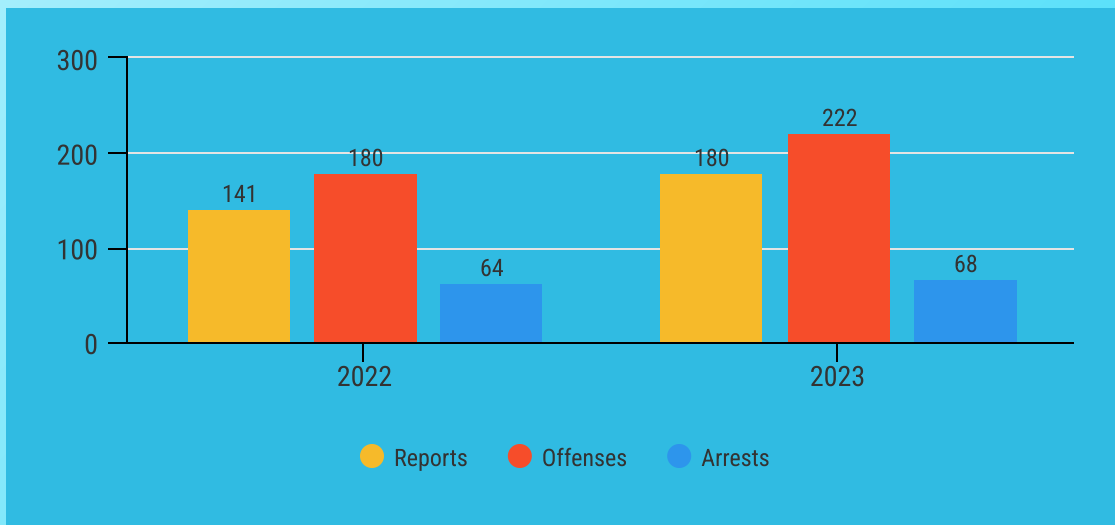
National Incident Based Reporting System



Offense Group	2022	2023
Group A	67	107
Group B	113	115


Crime Type	2022	2023
Persons	20	25
Property	41	51
Fraud	1	6
Crimes against Children	1	1

Incident Reports, Total Offenses, and Arrests



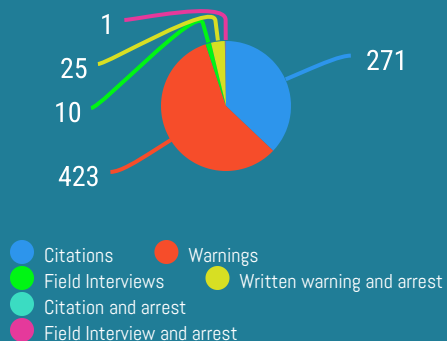
*Group A offenses are 22 offense categories, including but not limited to assaultive offenses, sex offenses, larceny, arson, and prostitution, where extensive data is collected.
 Group B offenses consist of 11 offense categories, including but not limited to bad checks, DWI, non-violent family offenses, and all other offenses, where only arrest data is collected.

Traffic Enforcement Analysis



731

**Total traffic stops
conducted**




27

Traffic stops resulting in a citation with an arrest, traffic stops resulting in a warning with an arrest, and field interviews that resulted in an arrest.



**44 searches
out of 731
stops**

Officers conducted a search of the vehicle based on consent, contraband in plain view, incident to arrest, inventory, or probable cause.



15

Contraband, such as alcohol and drugs, was discovered as a result of the stop.

Traffic Enforcement Analysis



25
Crashes

1
Involving Alcohol
or Drugs

26
DWI
Arrests

DWI Arrests by the numbers*



Manor Police Department DWI Profile - October 2023



*The current LEADRS report has not been received. The monthly will be updated upon receipt.