



Manor Police Department

Monthly Report October 2025



Manor Police Department By The Numbers



2058

Number of calls for
service

66

Average calls per day



Total Training Hours

198



Mental Health Calls

23



Juvenile Detentions

6

* Includes academy training hours

Interactions



9

Community Events

1

Hosted Events

8

External Events



0:02:58

Average response time



2.5

The average number of people an officer interacts with per call.

1.67

The average number of people an officer interacts with per stop.



5,145

The estimated number people officers interact with on calls alone.

1,759

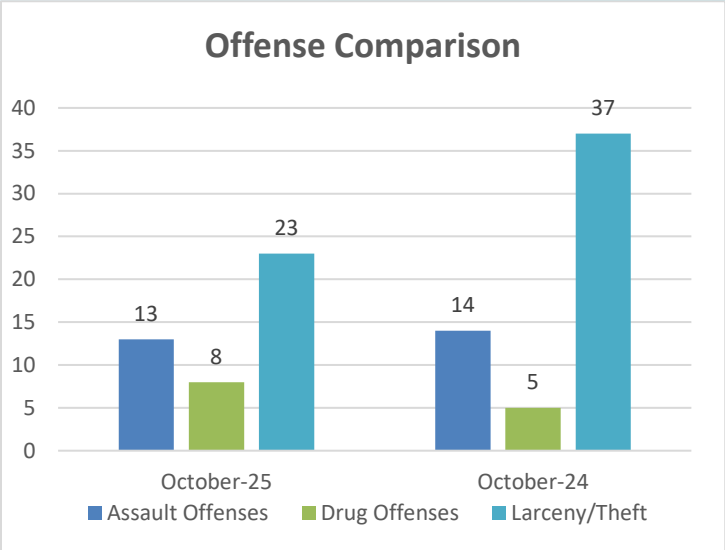
The estimated number people officers interact with on stops alone.

6,904

The estimated number people officers interact with total.

Criminal Offenses

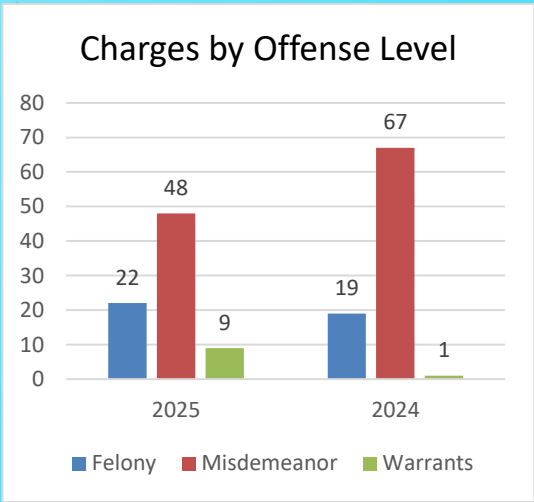
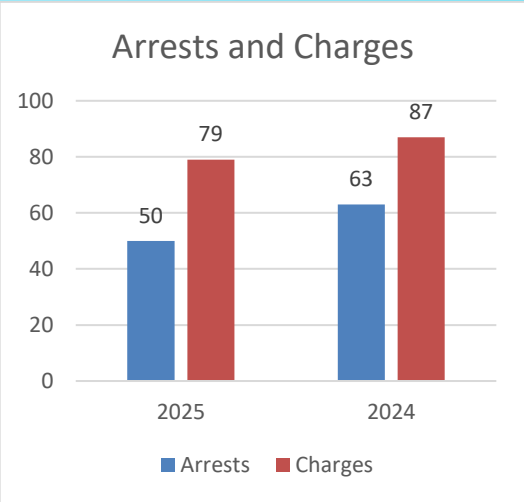
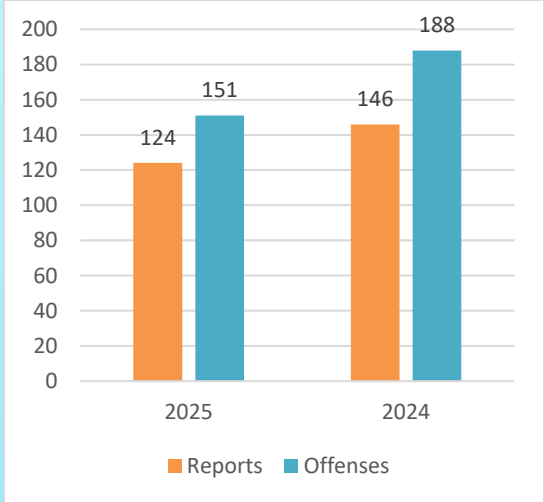
National Incident Based Reporting System



Offense Group	October 2025	October 2024
Group A	61*	76*
Group B	24*	41*

Crime Type	October 2025	October 2024
Persons	15	14
Property	32	51
Fraud	2	1
Crimes against Children	2	3
Other	100	119

Incident Reports, Total Offenses, and Arrests



*Group A offenses are 22 offense categories, including but not limited to assaultive offenses, sex offenses, larceny, arson, and prostitution, where extensive data is collected.

Group B offenses consist of 11 offense categories, including but not limited to bad checks, DWI, non-violent family offenses, and all other offenses, where only arrest data is collected.

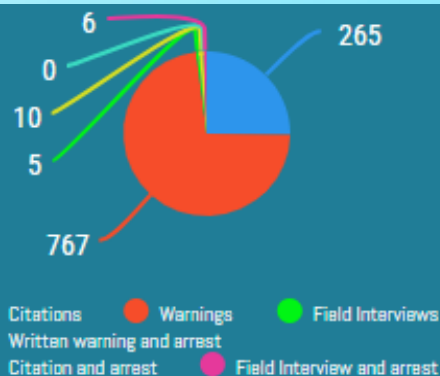
*Excludes traffic citations, warnings and arrests

Traffic Enforcement Analysis



1053

Total traffic stops
conducted



16

Traffic stops resulting in a citation with an arrest, traffic stops resulting in a warning with an arrest, and field interviews that resulted in an arrest. 1.52% of all stops resulted in an arrest



38 searches
out of 1053
stops

Officers conducted a search of the vehicle based on consent, contraband in plain view, incident to arrest, inventory, or probable cause. 3.61% of all stops resulted in a search



12

Contraband, such as alcohol and drugs, was discovered as a result of the stop. 31.58% of searches produced contraband

Traffic Enforcement Analysis



Crashes & DWI

Responded to
76 Crash Calls
for Service

3

Involving Alcohol or
Drugs

15

DWI
Arrests

DWI Arrests by the Numbers

