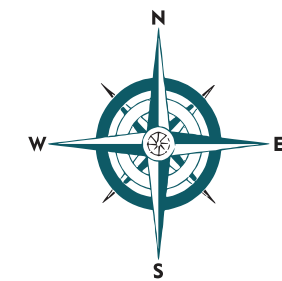
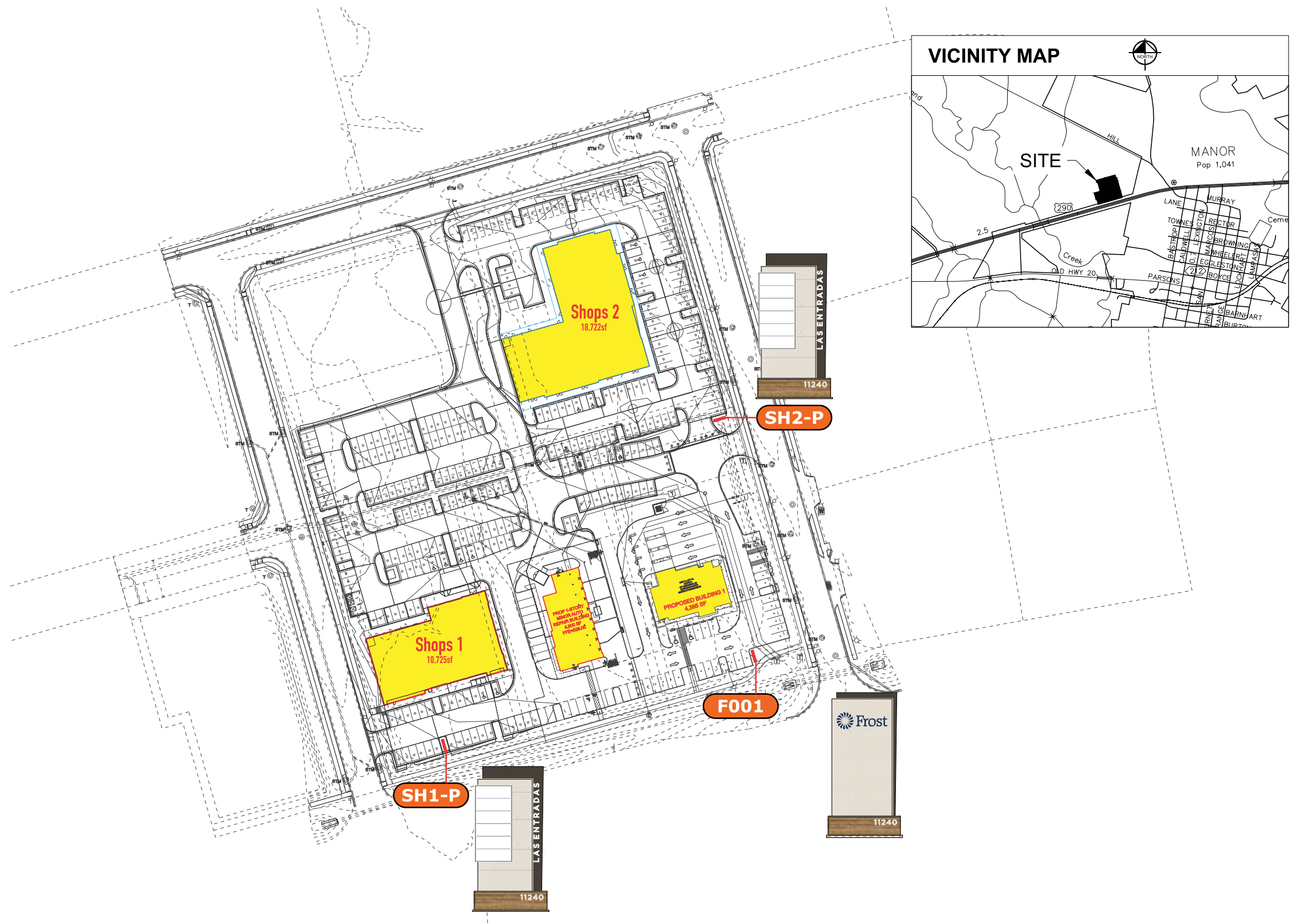


# LAS ENTRADAS SHOPPING CENTER MASTER SIGN PACKAGE



**HWY 290 & Tillgang Pass  
Manor, TX 78653**





**LAS ENTRADAS**

**Project**  
Las Entradas

**Address**  
HWY 290 & Tillgang Pass  
Manor, TX 78653

**Dwg #:** Art 26-031 R1

**Sheet #:** 2 of \_

**Sales**  
Jamie Mitol

**Approval**  
DATE: \_\_\_\_\_

X \_\_\_\_\_  
(Art 26-031 Las Entradas Shopping Center MASTER SIGN PKG)

**Designer**  
GG

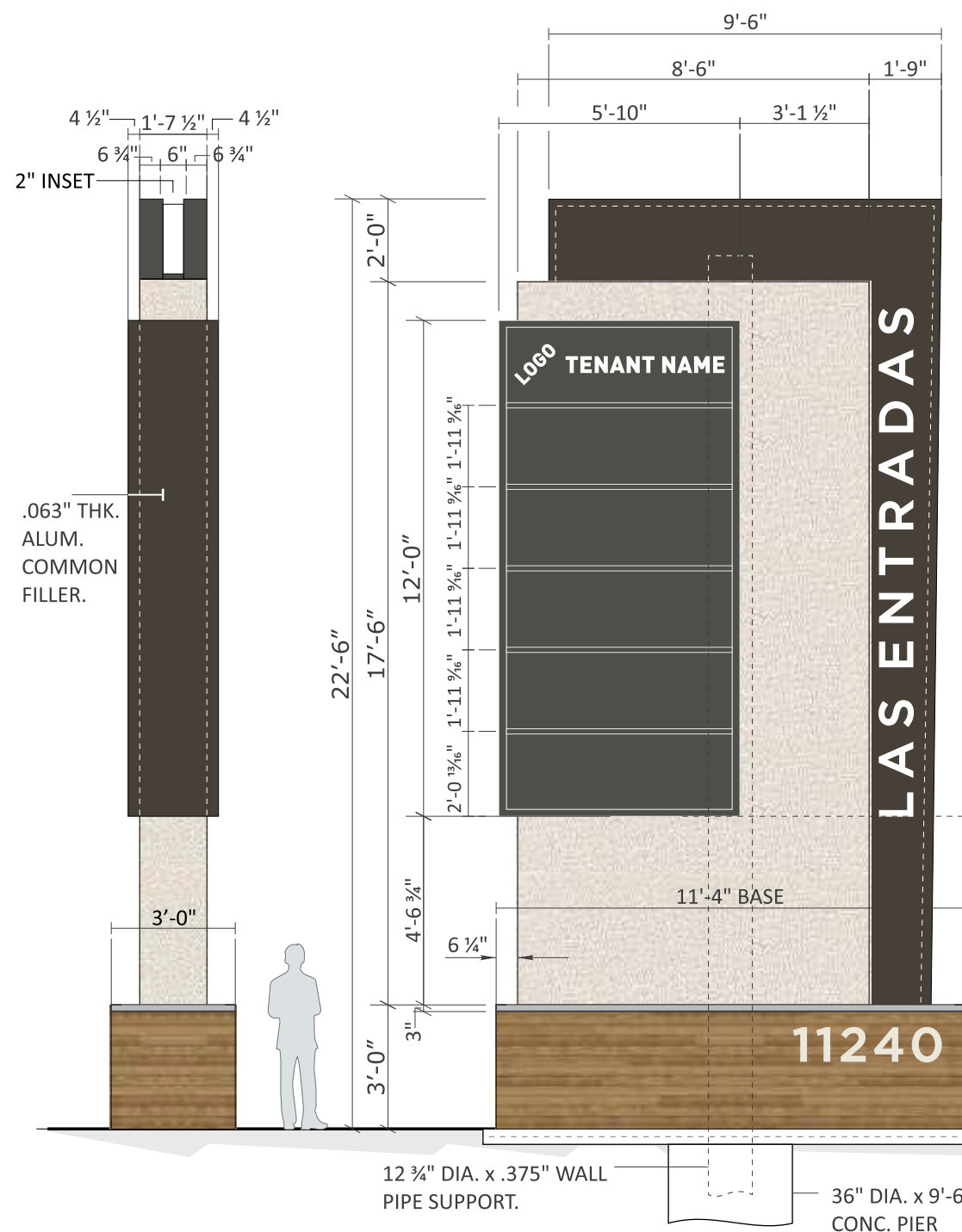
**Color Schedule**

**Date:** 4/15/2026

**Glow Sign Group**  
Phone: (210) 664-4515 Email: info@glowsigngroup.com  
www.glowsigngroup.com

COLORS in this document are considered ONLY as a rough visual approximation of the actual specified material. Actual material specification takes precedence over any visual representation. Note: For proposed electrical signs, the sign is intended to be installed in accordance with the requirement of article 600 of the national electrical code and/or other applicable local codes which include proper grounding and bonding.



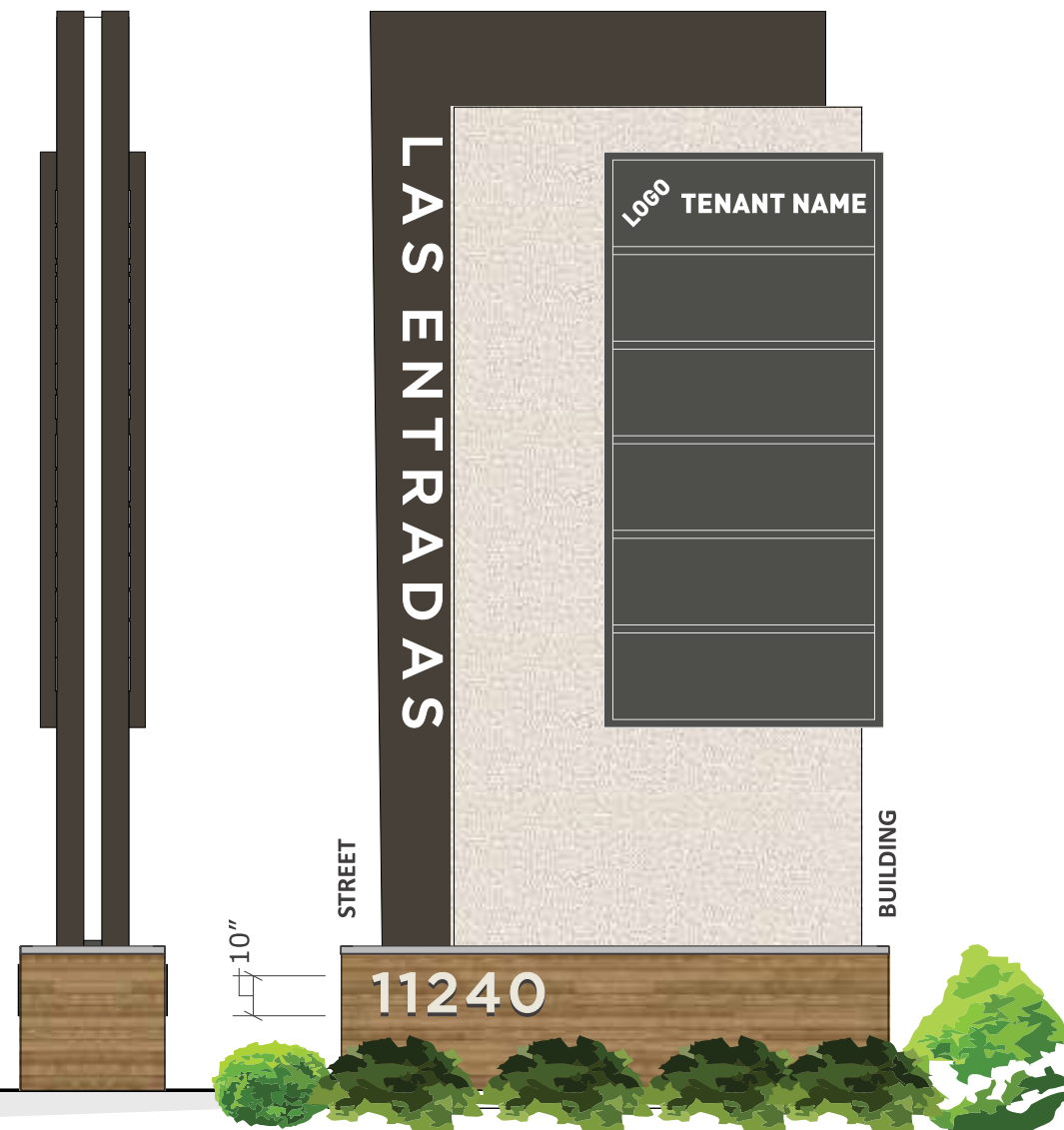


**SCOPE OF WORK:**

FABRICATE AND INSTALL D/F INTERNALLY ILLUMINATED MULTI-TENANT PYLON

- 1:** ANGLE FRAMED POLE COVERS CLAD IN ALUM. AND PAINTED (P1) AND (P2). 5000K WHITE LEDS  
END VIEW TO HAVE WHITE ACRYLIC COVE RUNNING VERTICALLY UP POLE COVER ILLUMINATED W/
- 2:** ROUTED OUT OF FACES AND BACKED W/ 1/2" PUSH THRU CLEAR ACRYLIC W/ 2ND SURFACE (V1) VINYL INTERNALLY ILLUMINATED W/ 5000K WHITE LEDS  
TENANT PANELS TO BE .177" THK. #7328 WHITE ACRYLIC WITH
- 3:** TENANT PANEL CABINET W/ 2" RETAINERS 1.5" DIVIDER BARS PAINTED (P1).  
TENANT PANELS TO BE .177" THK. #7328 WHITE ACRYLIC WITH  
FIRST SURFACE ORACAL #8800-080 BROWN DURANODIC VINYL OVERLAY WITH SHO-THRU WHITE NAME AND LOGO.  
CABINET INTERNALLY ILLUMINATED W/ 5000K WHITE LEDS. CABINET SHIPS LOOSE
- 4:** BASE FRAME with BELLARA METAL SIDING PANELS (MT-01) TO BE USED AS CLADDING FOR MONUMENT BASE. EXACT SPECS TBD
- 5:** 1/4" THK. ACRYLIC FLAT CUT OUT ADDRESS NUMERALS PAINTED (NON-TEXTURED P2/ VERIFY PROPER CONTRAST WITH BASE PRINT) AND MOUNTED 1/4" OFF EACH FACE
- 6:** .090" THK. ALUM. BRAKE FORMED CAP OVER BASE (SPEC'S TO FOLLOW).
- 7:** PRIMARY ELECTRICAL CONNECTION by CUSTOMER'S ELECTRICIAN

OF BASE with SPACERS TO PREVENT CRUSHING.



• 150 SQUARE FEET OF ADJACENT LANDSCAPING REQUIRED.



**SH1-P** SHOPS 1 D/F MULTI TENANT PYLON SIGN

Scale: 1/4" = 1'-0"

QTY: ONE(1)  
SCOPE OF WORK:

80.0 SQFT

V1	P1	P2	Mt1	P2	V2
ORACAL 60% DIFFUSER VINYL	DARK BROWN TO MATCH BUILDING TRIM/ FRAMING	TEXTURED FINISH TO MATCH STOREFRONT	BELLARA METAL SIDING PANELS - WARM ROSEWOOD (18-3271)	SW 7005 PURE WHITE	ORACAL 8800-080 BROWN DURANODIC

**Project**

Las Entradas

**Sales**

Jamie Mitol

**Designer**

GG

**Color Schedule**

**Date:** 4/15/2026

**Address**

HWY 290 & Tillgang Pass  
Manor, TX 78653

**Approval**

DATE:

Dwg #: Art 26-031 R1

Sheet #: 3 of \_

X \_\_\_\_\_  
(Art 26-031 Las Entradas Shopping Center MASTER SIGN PKG)

**Glow Sign Group**

Phone: (210) 664-4515 Email: info@glowsigngroup.com  
www.glowsigngroup.com

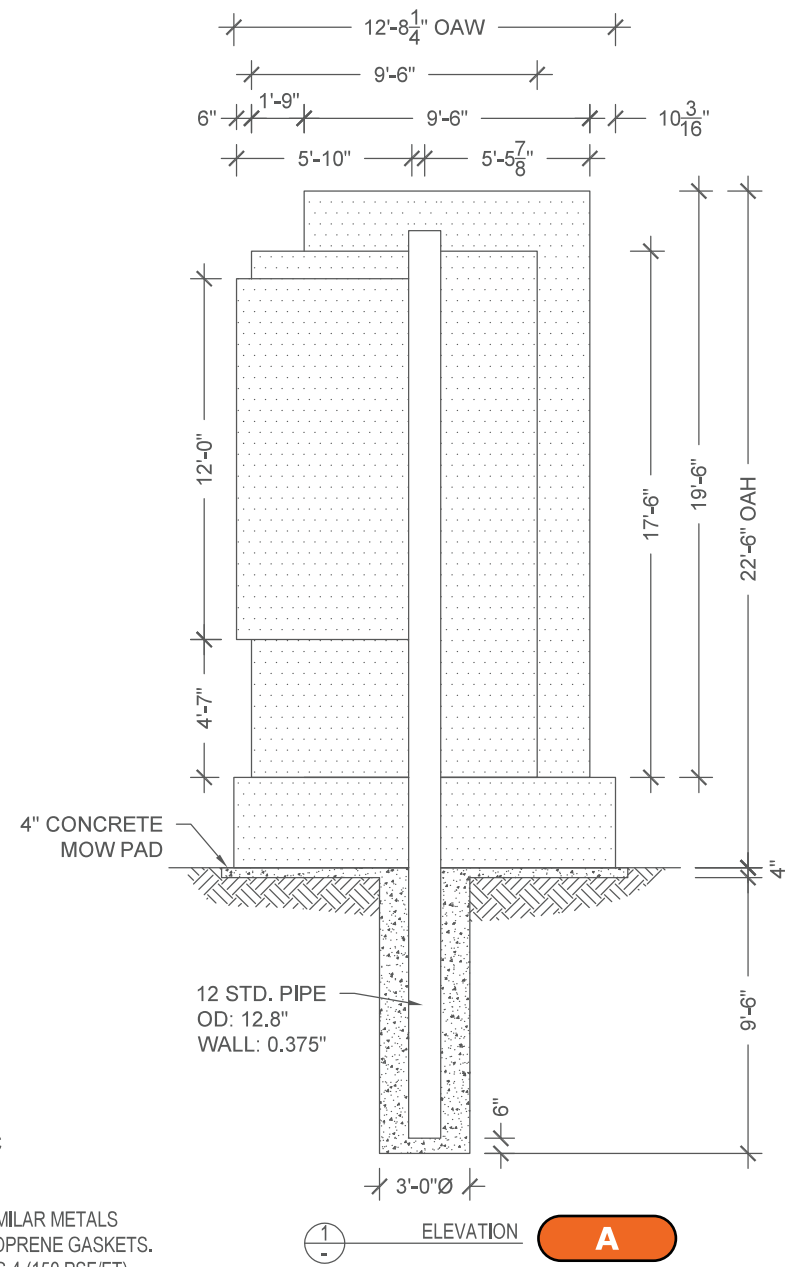
COLORS in this document are considered ONLY as a rough visual approximation of the actual specified material. Actual material specification takes precedence over any visual representation.  
Note: For proposed electrical signs, the sign is intended to be installed in accordance with the requirement of article 600 of the national electrical code and/or other applicable local codes which include proper grounding and bonding.



**LAS  
ENTRADAS**

PROJECT: LAS ENTRADAS - SIGN TYPE: MONUMENT SIGN - HIGHWAY 290, MANOR, TX  
PROJECT #: 47104  
CLIENT: COMET SIGNS

DATE: 8-6-2024  
ENGINEER: JD  
LAST REVISED:



**GENERAL NOTES**

1. DESIGN CODE: IBC 2015
2. DESIGN LOADS: ASCE 7-10
3. WIND VELOCITY: 115 MPH EXPOSURE C
4. CONCRETE 2500 PSI MIN.
5. PIPE STEEL ASTM A53, Fy= 35 KSI MIN.
6. PROVIDE PROTECTION AGAINST DISSIMILAR METALS USING ANTI-CORROSIVE PAINT OR NEOPRENE GASKETS.
7. LATERAL SOIL BEARING PER IBC CLASS 4 (150 PSF/FT)
8. ALL DIMENSIONS TO BE VERIFIED PRIOR TO FABRICATION.

**STAMPED  
ENGINEERING  
ON FILE**



WWW.ARTEKSIGN.COM | 512-748-4318

**LAS  
ENTRADAS**

**Project**

Las Entradas

**Address**

HWY 290 & Tillgang Pass  
Manor, TX 78653

Dwg #: Art 26-031 R1

Sheet #: 4 of \_

**Sales**

Jamie Mitol

**Approval**

DATE:

X \_\_\_\_\_  
(Art 26-031 Las Entradas Shopping Center MASTER SIGN PKG)

**Designer**

GG

**Color Schedule**

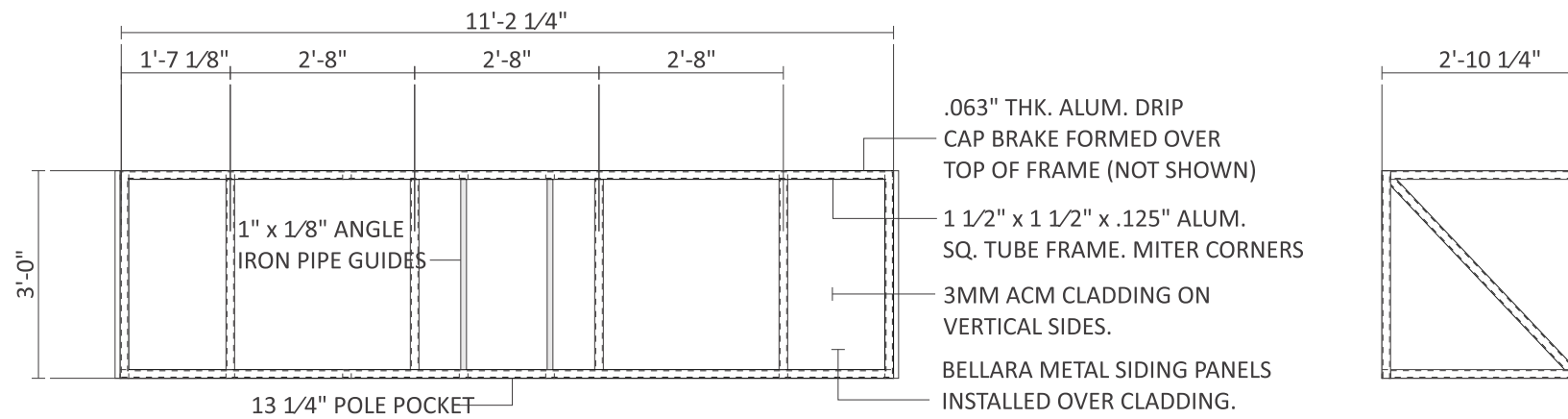
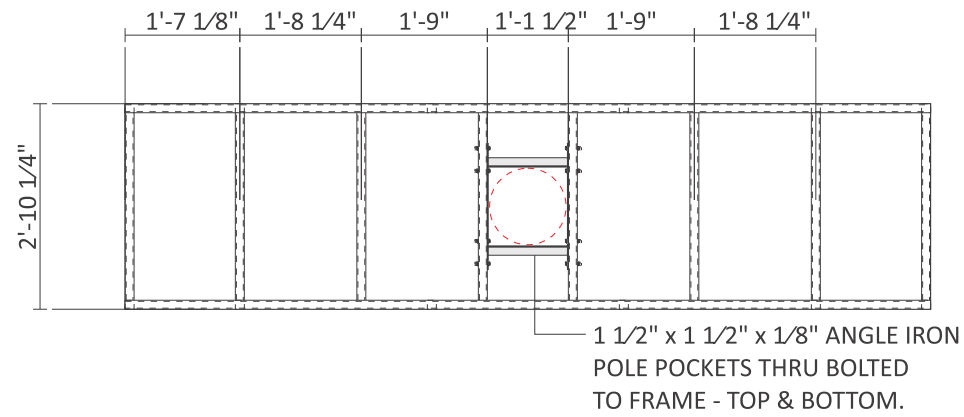
**Date: 4/15/2026**

**Glow Sign Group**

Phone: (210) 664-4515 Email: info@glowsigngroup.com  
www.glowsigngroup.com

COLORS in this document are considered ONLY as a rough visual approximation of the actual specified material. Actual material specification takes precedence over any visual representation.  
Note: For proposed electrical signs, the sign is intended to be installed in accordance with the requirement of article 600 of the national electrical code and/or other applicable local codes which include proper grounding and bonding.





**A**

**BASE FRAME DETAIL**

MFR. (1) AS SHOWN

3/8" = 1'-0"



**LAS  
ENTRADAS**

**Project**

Las Entradas

**Address**

HWY 290 & Tillgang Pass  
Manor, TX 78653

**Dwg #:** Art 26-031 R1

**Sheet #:** 5 of \_

**Sales**

Jamie Mitol

**Approval**

DATE:

X \_\_\_\_\_  
(Art 26-031 Las Entradas Shopping Center MASTER SIGN PKG)

**Designer**

GG

**Color Schedule**

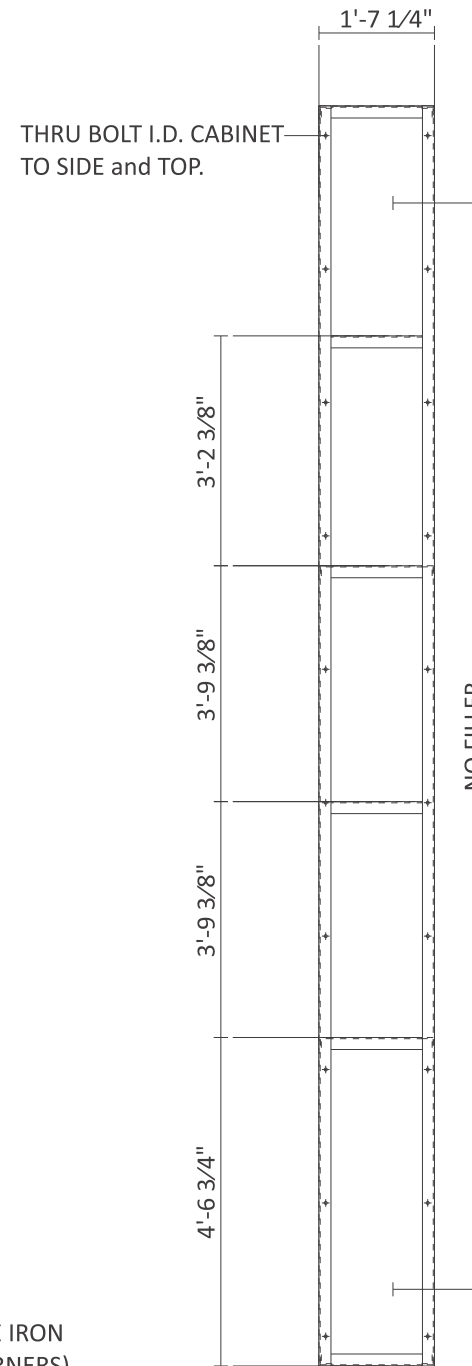
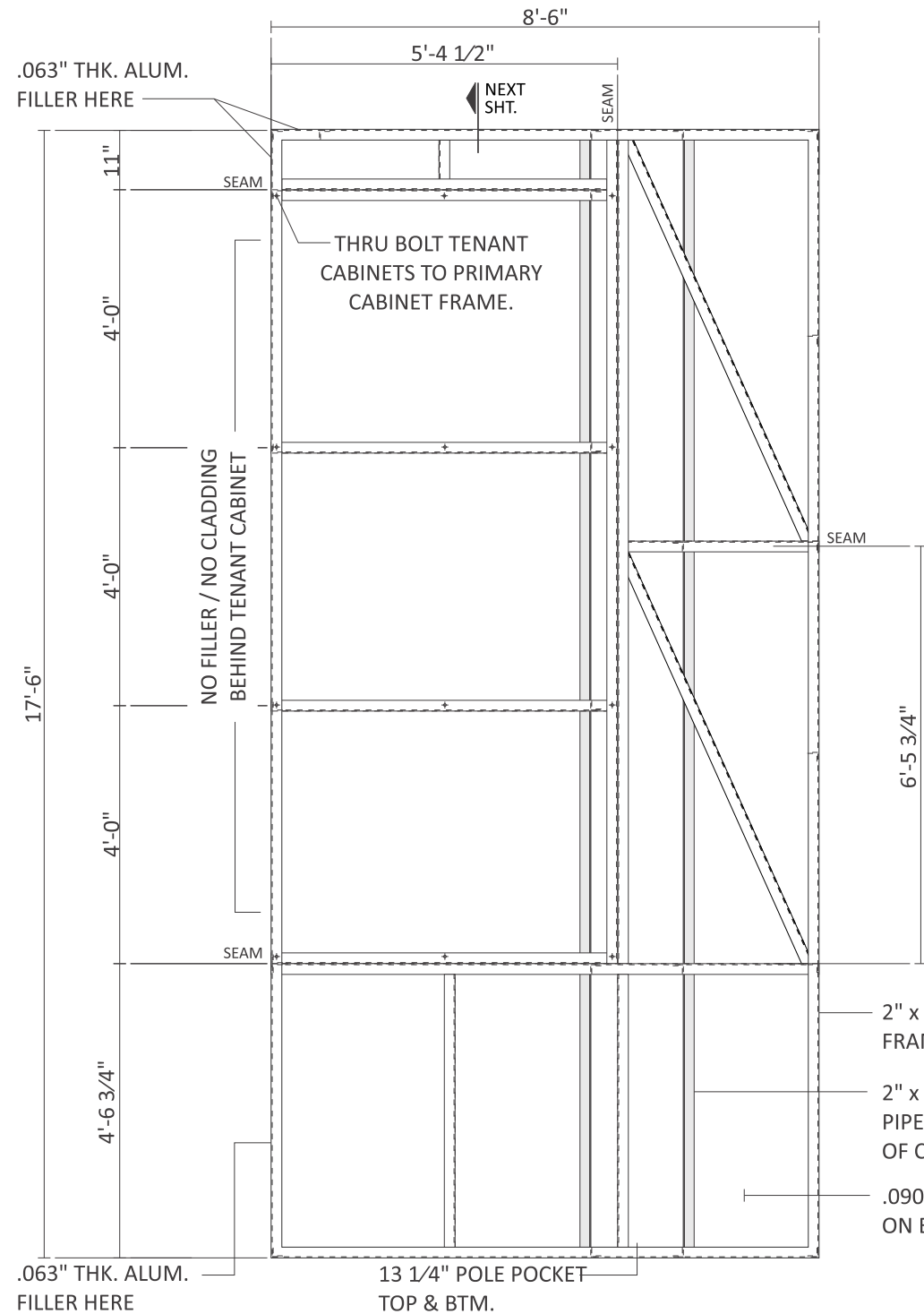
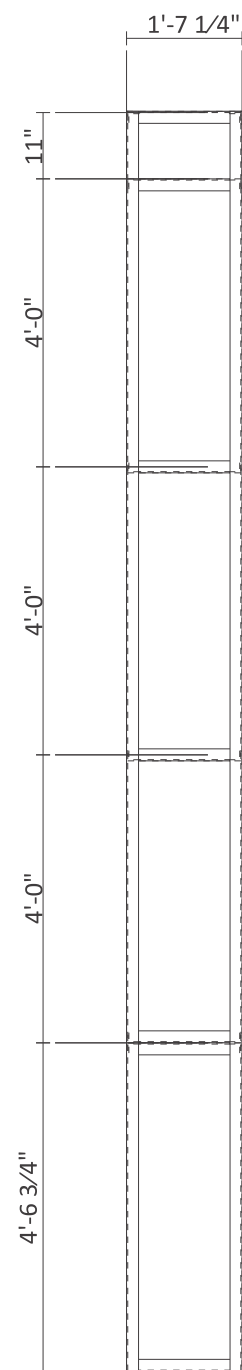
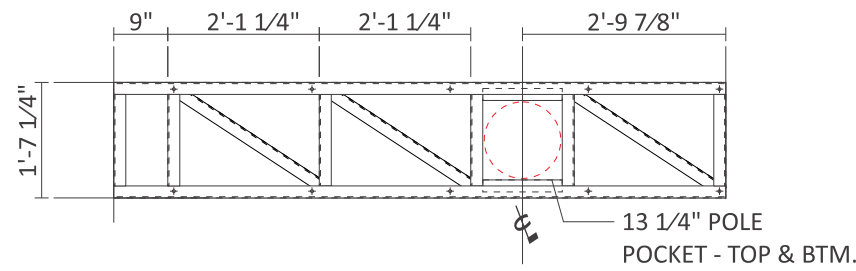
**Date:** 4/15/2026

**Glow Sign Group**

Phone: (210) 664-4515 Email: info@glowsigngroup.com  
www.glowsigngroup.com

COLORS in this document are considered ONLY as a rough visual approximation of the actual specified material. Actual material specification takes precedence over any visual representation. Note: For proposed electrical signs, the sign is intended to be installed in accordance with the requirement of article 600 of the national electrical code and/or other applicable local codes which include proper grounding and bonding.





- 2" x 2" x 3/16" ANGLE IRON FRAME (MITER CORNERS)
- 2" x 2" x 3/16" ANGLE IRON PIPE GUIDES AT CENTER OF CABINET.
- .090" THK. ALUM. CLADDING ON EA. FACE. EPOXY TO FRAME.

**A** **PRIMARY CABINET FRAME DETAIL** 3/8" = 1'-0"  
 MFR. (1) AS SHOWN

**LAS ENTRADAS**

**Project**  
Las Entradas

**Address**  
HWY 290 & Tillgang Pass  
Manor, TX 78653

**Dwg #:** Art 26-031 R1

**Sheet #:** 6 of \_

**Sales**  
Jamie Mitol

**Designer**  
GG

**Approval**  
DATE: \_\_\_\_\_

X \_\_\_\_\_  
 (Art 26-031 Las Entradas Shopping Center MASTER SIGN PKG)

**Color Schedule**

**Date:** 4/15/2026

**Glow Sign Group**  
 Phone: (210) 664-4515 Email: info@glowsigngroup.com  
 www.glowsigngroup.com

COLORS in this document are considered ONLY as a rough visual approximation of the actual specified material. Actual material specification takes precedence over any visual representation.  
 Note: For proposed electrical signs, the sign is intended to be installed in accordance with the requirement of article 600 of the national electrical code and/or other applicable local codes which include proper grounding and bonding.



I.D. CABINET FRAME.  
SEE FOLLOWING SHEETS

THRU BOLT FRAMES TOGETHER  
with 3/8" DIA. MACH. BOLTS.

2" x 2" x 3/16" ANGLE IRON  
FRAME - MITER CORNERS.

.090" THK. ALUM. CLADDING.  
EPOXY TO FRAME.

EXCELLART MC FRAME.  
MITER and WELD CORNERS.

2" x .063" THK. ALUMINUM  
RETAINER - MITER CORNERS.

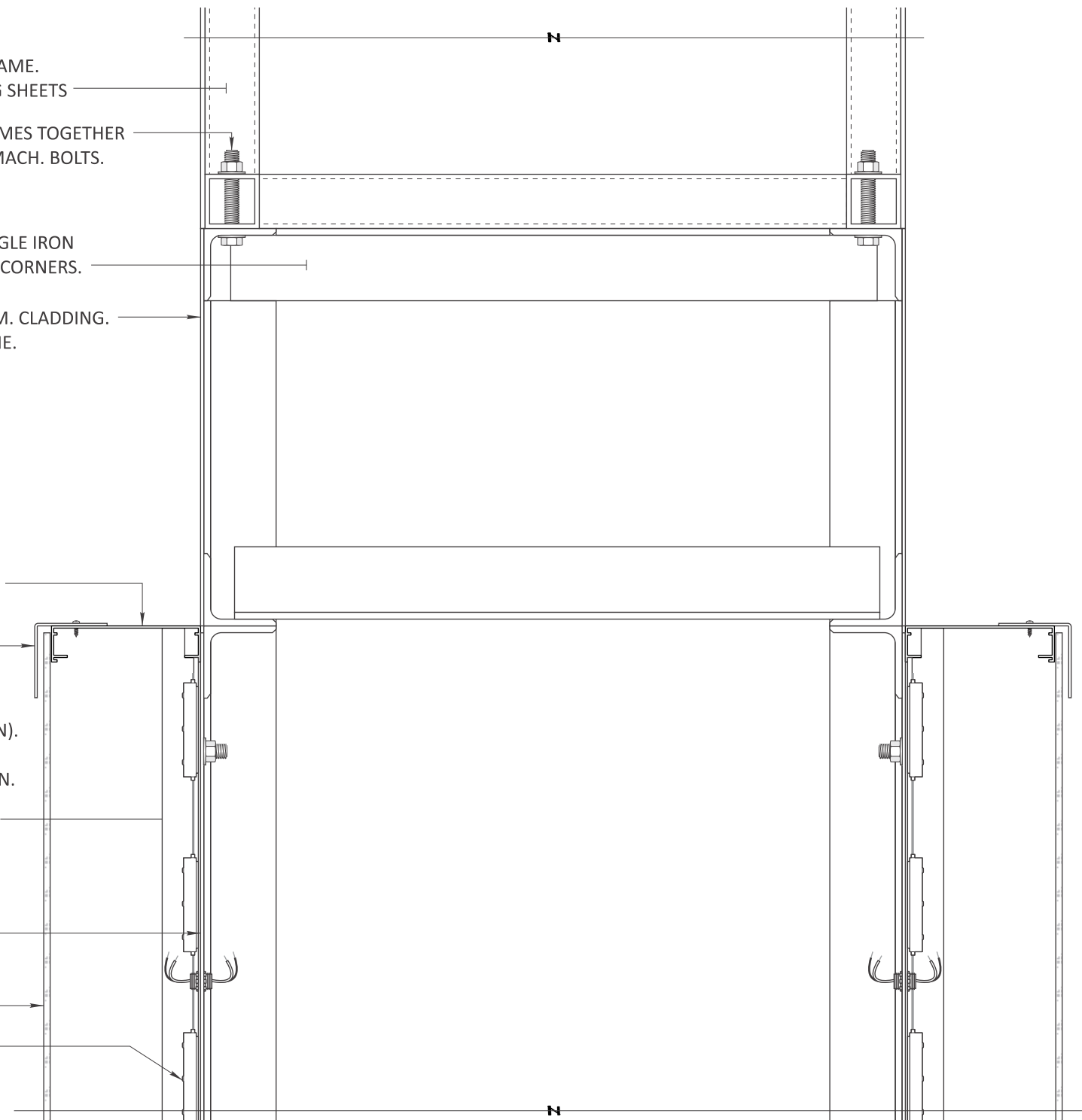
1 1/2" DIVIDERS (NOT SHOWN).  
NOTCH and WELD TRACK  
FLUSH TO FACE OF EXTRUSION.

1" x 2" x .125" ALUM. ANGLE  
STIFFENERS. NOTCH and  
WELD TO EXTRUSION.

.090" THK. ALUM. BACK.  
WELDED TO EXTRUSION.  
PAINT INTERIOR WHITE.

.177" THK. ACRYLIC FACES

PRINCIPAL STREET FIGHTER  
CHOICE WHITE LEDs.  
REMOTE POWER SUPPLIES



**NOTE:** SHIP TENANT CABINETS LOOSE.  
INSTALL IN FIELD.

**A** SECTION (VERT.)

3" = 1'-0"



**LAS  
ENTRADAS**

**Project**

Las Entradas

**Address**

HWY 290 & Tillgang Pass  
Manor, TX 78653

**Dwg #:** Art 26-031 R1

**Sheet #:** 7 of \_

**Sales**

Jamie Mitol

**Approval**

DATE:

X \_\_\_\_\_  
(Art 26-031 Las Entradas Shopping Center MASTER SIGN PKG)

**Designer**

GG

**Color Schedule**

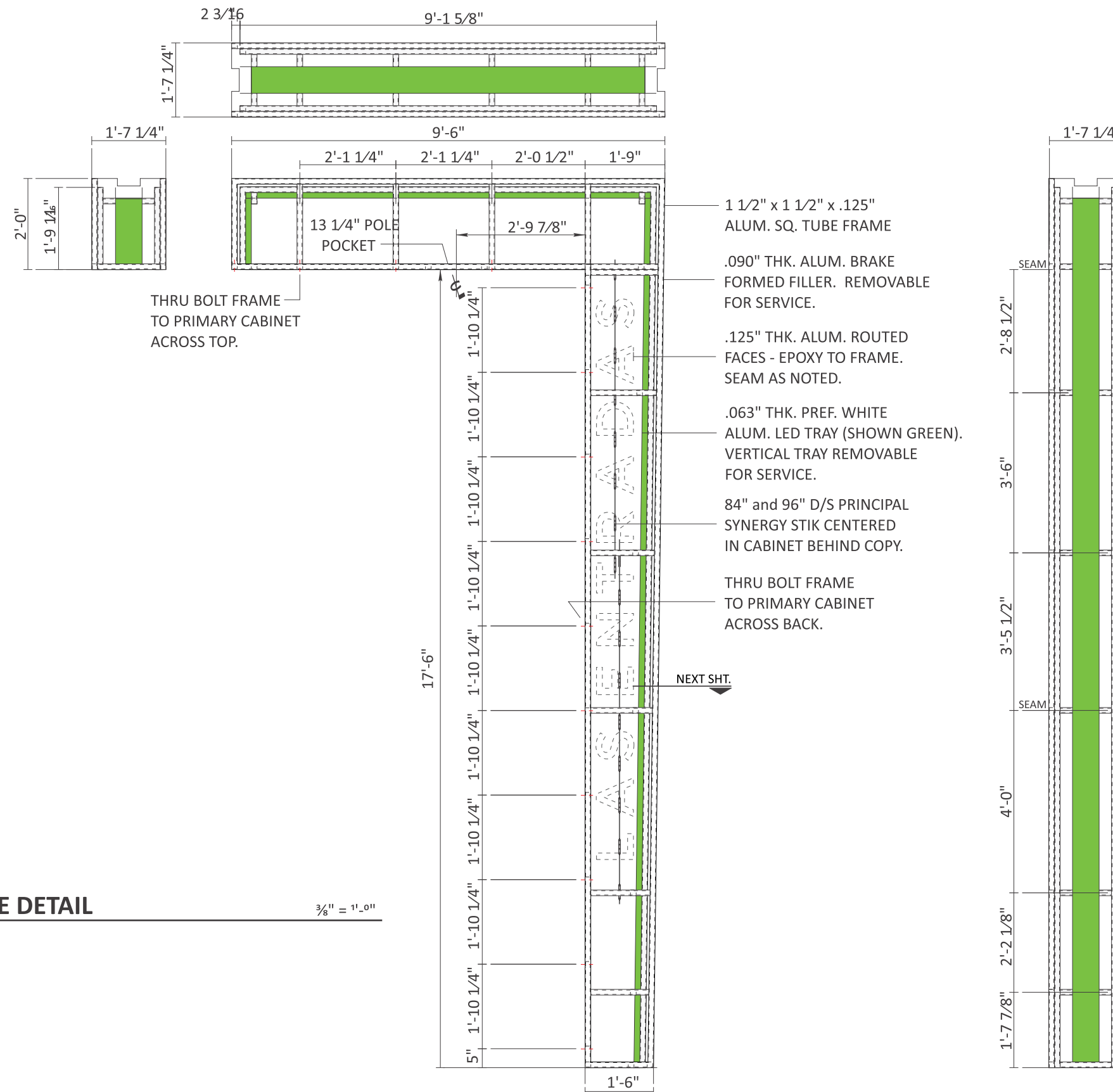
**Date:** 4/15/2026

**Glow Sign Group**

Phone: (210) 664-4515 Email: info@glowsigngroup.com  
www.glowsigngroup.com

COLORS in this document are considered ONLY as a rough visual approximation of the actual specified material. Actual material specification takes precedence over any visual representation. Note: For proposed electrical signs, the sign is intended to be installed in accordance with the requirement of article 600 of the national electrical code and/or other applicable local codes which include proper grounding and bonding.





**A**

**I.D. CABINET FRAME DETAIL**

MFR. (1) AS SHOWN

3/8" = 1'-0"



**LAS ENTRADAS**

**Project**  
Las Entradas

**Address**  
HWY 290 & Tillgang Pass  
Manor, TX 78653

**Dwg #:** Art 26-031 R1

**Sheet #:** 8 of \_

**Sales**  
Jamie Mitol

**Designer**  
GG

**Approval**  
DATE: \_\_\_\_\_

X \_\_\_\_\_  
(Art 26-031 Las Entradas Shopping Center MASTER SIGN PKG)

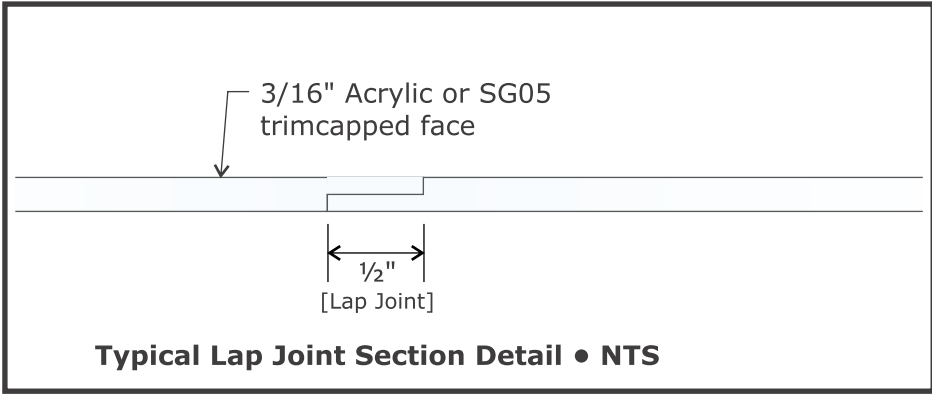
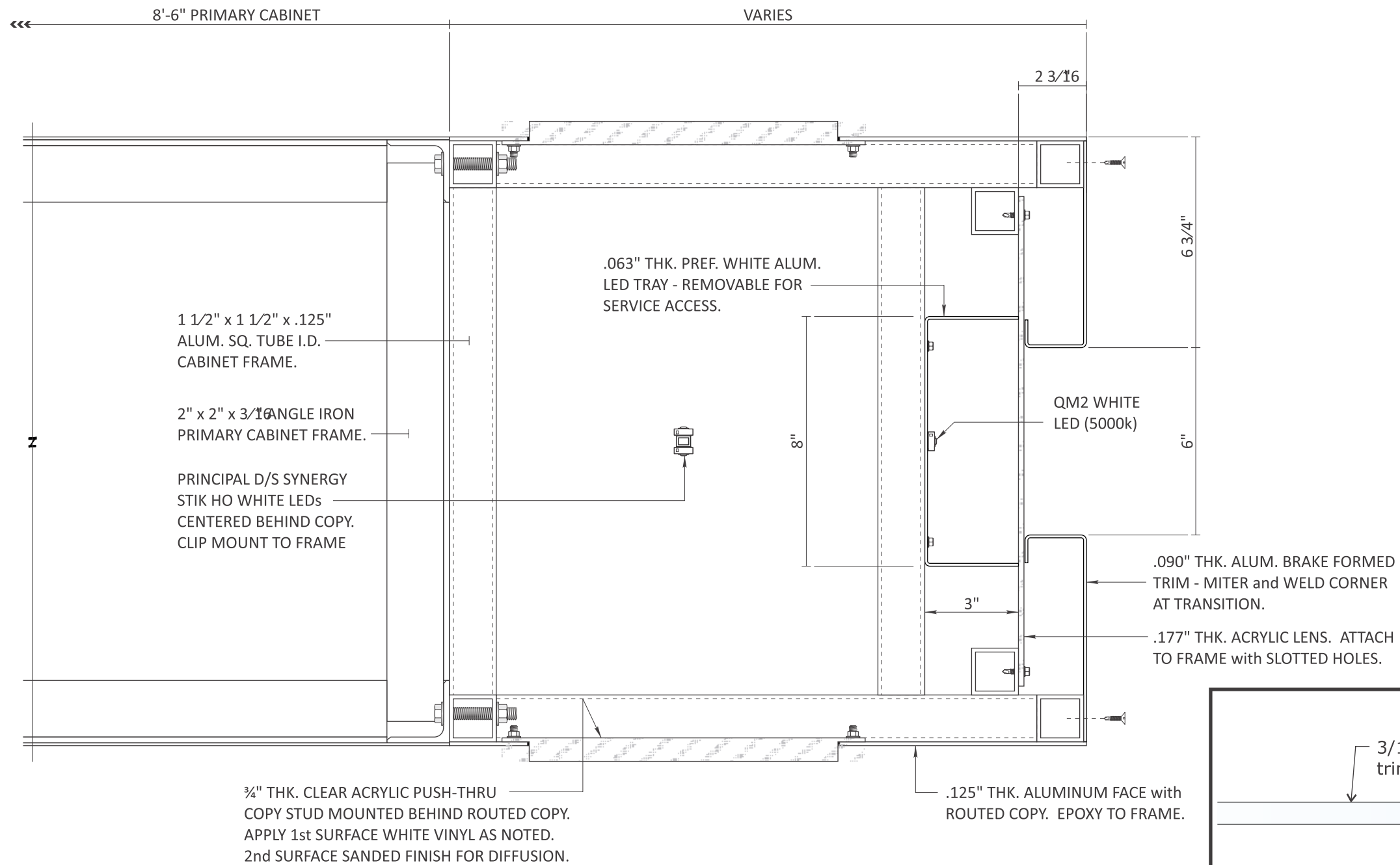
**Color Schedule**

**Date:** 4/15/2026

**Glow Sign Group**  
Phone: (210) 664-4515 Email: info@glowsigngroup.com  
www.glowsigngroup.com

COLORS in this document are considered ONLY as a rough visual approximation of the actual specified material. Actual material specification takes precedence over any visual representation. Note: For proposed electrical signs, the sign is intended to be installed in accordance with the requirement of article 600 of the national electrical code and/or other applicable local codes which include proper grounding and bonding.





**A** SECTION (HORIZ.) 3" = 1'-0"



**LAS ENTRADAS**

**Project**  
Las Entradas

**Address**  
HWY 290 & Tillgang Pass  
Manor, TX 78653

**Dwg #:** Art 26-031 R1

**Sheet #:** 9 of \_

**Sales**  
Jamie Mitol

**Designer**  
GG

**Approval**  
DATE: \_\_\_\_\_

X \_\_\_\_\_  
(Art 26-031 Las Entradas Shopping Center MASTER SIGN PKG)


**Color Schedule**

**Date:** 4/15/2026

**Glow Sign Group**  
Phone: (210) 664-4515 Email: info@glowsigngroup.com  
www.glowsigngroup.com

COLORS in this document are considered ONLY as a rough visual approximation of the actual specified material. Actual material specification takes precedence over any visual representation. Note: For proposed electrical signs, the sign is intended to be installed in accordance with the requirement of article 600 of the national electrical code and/or other applicable local codes which include proper grounding and bonding.





Date	Module	Power Supply	Modules per Foot	Area
August 7, 2024 12:33 PM PDT	(216) Prism Synergy Spec 5000K	(3) Energizer Series Universal 100W (24V) Threaded	2.087	70.00 sq ft
Layout Type	Module Part Number	Power Supply Part Number	Row Spacing	Perimeter
Face Lit	PL-SY4-SP2-P (50)	P-OH100-24-EC-T	7.8 in	35.67 feet
Total Watts	Module SKU	Power Supply SKU	Can Depth	Max Modules per PS
191.81 watts	M-SYSP0-50	P-OH100-24-EC-T	4.00 in	108

**NOTICE: THIS LAYOUT IS ONLY AN ESTIMATE**

Channel letter depth, face color, materials, and thickness can vary, which may affect the number of modules required. To ensure accuracy, it is recommended that you test light in a darkened environment prior to installing or shipping to the site to ensure that the light output is commercially acceptable. Final material estimates are the responsibility of the sign manufacturer.

ALL LAYOUTS ARE BASED ON THE USE OF ACRYLIC FACES.

THESE DRAWINGS AND SPECIFICATIONS ARE THE CONFIDENTIAL PROPERTY OF PRINCIPAL SLOAN. ANY REPRODUCTION OR USE WITHOUT PRIOR WRITTEN CONSENT IS PROHIBITED.



**LAS  
ENTRADAS**

**Project**

Las Entradas

**Address**

HWY 290 & Tillgang Pass  
Manor, TX 78653

Dwg #: Art 26-031 R1

Sheet #: 10 of \_

**Sales**

Jamie Mitol

**Approval**

DATE:

X \_\_\_\_\_  
(Art 26-031 Las Entradas Shopping Center MASTER SIGN PKG)

**Designer**

GG

**Color Schedule**

**Date: 4/15/2026**

Glow Sign Group

Phone: (210) 664-4515 Email: info@glowsigngroup.com  
www.glowsigngroup.com

COLORS in this document are considered ONLY as a rough visual approximation of the actual specified material. Actual material specification takes precedence over any visual representation. Note: For proposed electrical signs, the sign is intended to be installed in accordance with the requirement of article 600 of the national electrical code and/or other applicable local codes which include proper grounding and bonding.





**ILLUMINATED FILLER PANEL**

**A**

Date	Module	Power Supply	Modules per Foot	Area
August 14, 2024 11:18 AM PDT	(88) Qwik Mod 2 5000K	(1) Energizer Series Universal 120W	3.043	14.63 sq ft
Layout Type	Module Part Number	Power Supply Part Number	Row Spacing	Perimeter
Face Lit	PL-QM2-NW150-P	P-OH120-12-EC	6.0 in	59.50 feet
Total Watts	Module SKU	Power Supply SKU	Can Depth	Max Modules per PS
68.64 watts	M-QMDX0-50	P-OH120-12-EC	3.00 in	150

**NOTICE: THIS LAYOUT IS ONLY AN ESTIMATE**

Channel letter depth, face color, materials, and thickness can vary, which may affect the number of modules required. To ensure accuracy, it is recommended that you test light in a darkened environment prior to installing or shipping to the site to ensure that the light output is commercially acceptable. Final material estimates are the responsibility of the sign manufacturer.

ALL LAYOUTS ARE BASED ON THE USE OF ACRYLIC FACES.

THESE DRAWINGS AND SPECIFICATIONS ARE THE CONFIDENTIAL PROPERTY OF PRINCIPAL SLOAN. ANY REPRODUCTION OR USE WITHOUT PRIOR WRITTEN CONSENT IS PROHIBITED.



**LAS ENTRADAS**

**Project**

Las Entradas

**Address**

HWY 290 & Tillgang Pass  
Manor, TX 78653

Dwg #: Art 26-031 R1

Sheet #: 11 of \_

**Sales**

Jamie Mitol

**Approval**

DATE:

X \_\_\_\_\_  
(Art 26-031 Las Entradas Shopping Center MASTER SIGN PKG)

**Designer**

GG

**Color Schedule**

**Date: 4/15/2026**

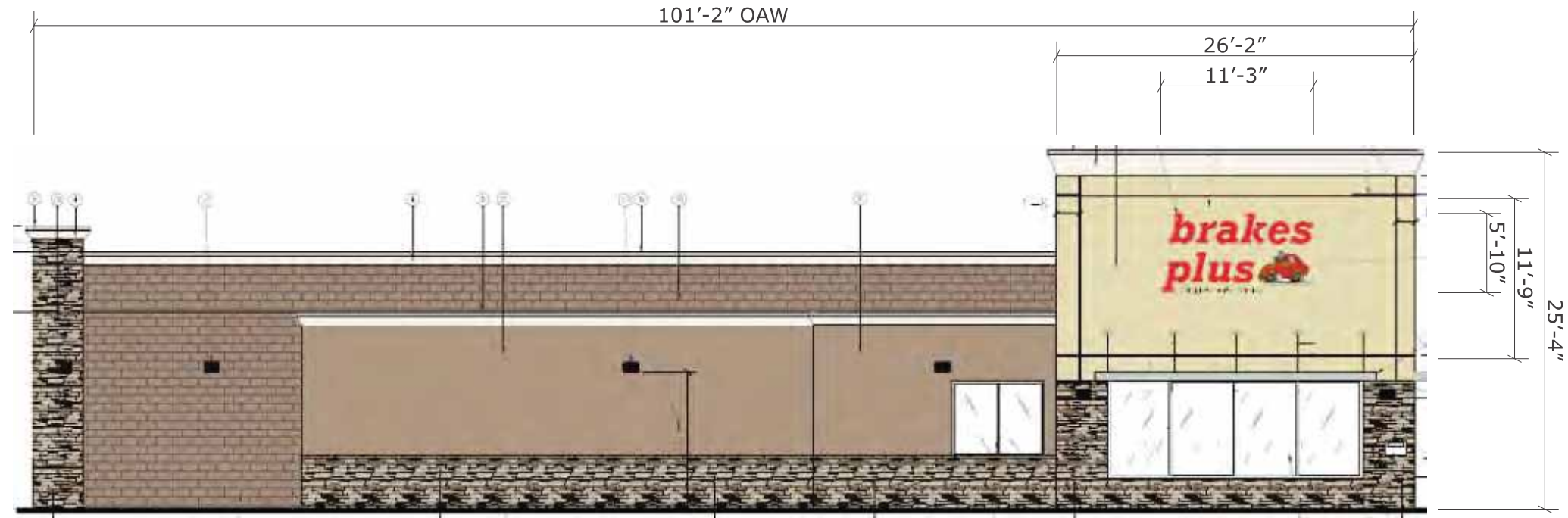
**Glow Sign Group**

Phone: (210) 664-4515 Email: info@glowsigngroup.com  
www.glowsigngroup.com

COLORS in this document are considered ONLY as a rough visual approximation of the actual specified material. Actual material specification takes precedence over any visual representation. Note: For proposed electrical signs, the sign is intended to be installed in accordance with the requirement of article 600 of the national electrical code and/or other applicable local codes which include proper grounding and bonding.



**ALLOWABLE SQUARE FOOTAGE - 2 X THE LENGTH OF EACH TENANT SPACE.**



**BP1**

**WEST ELEVATION - 65.63 SQUARE FEET/ 202.33 ALLOWABLE**

**QTY: ONE (1) REQUIRED.**

**Scale: 1/8" = 1'-0"**



**BP2**

**SOUTH ELEVATION - 65.63 SQUARE FEET/ 98.0 ALLOWABLE**

**QTY: ONE (1) REQUIRED.**

**Scale: 1/8" = 1'-0"**



**LAS  
ENTRADAS**

**Project**

Las Entradas

**Address**

HWY 290 & Tillgang Pass  
Manor, TX 78653

**Dwg #:** Art 26-031 R1

**Sheet #:** 12 of \_

**Sales**

Jamie Mitol

**Approval**

DATE:

X \_\_\_\_\_  
(Art 26-031 Las Entradas Shopping Center MASTER SIGN PKG)

**Designer**

GG

**Color Schedule**

**Date:** 4/15/2026

**Glow Sign Group**

Phone: (210) 664-4515 Email: info@glowsigngroup.com  
www.glowsigngroup.com

COLORS in this document are considered ONLY as a rough visual approximation of the actual specified material. Actual material specification takes precedence over any visual representation. Note: For proposed electrical signs, the sign is intended to be installed in accordance with the requirement of article 600 of the national electrical code and/or other applicable local codes which include proper grounding and bonding.



**LAS  
ENTRADAS**

**Project**

Las Entradas

**Address**

HWY 290 & Tillgang Pass  
 Manor, TX 78653

**Dwg #:** Art 26-031 R1

**Sheet #:** 13 of \_

**Sales**

Jamie Mitol

**Approval**

DATE:

X \_\_\_\_\_  
 (Art 26-031 Las Entradas Shopping Center MASTER SIGN PKG)

**BP**

**SECTION (VERT) 3" = 1'-0"**  
 RACEWAY MOUNT

.040" THK. ALUM. RETURNS with  
 3MM ACM CAD CUT BACKS.

1" TRIMCAP RETAINER.

.187" THK. ACRYLIC FACES.

PRINCIPAL WHITE LEDs

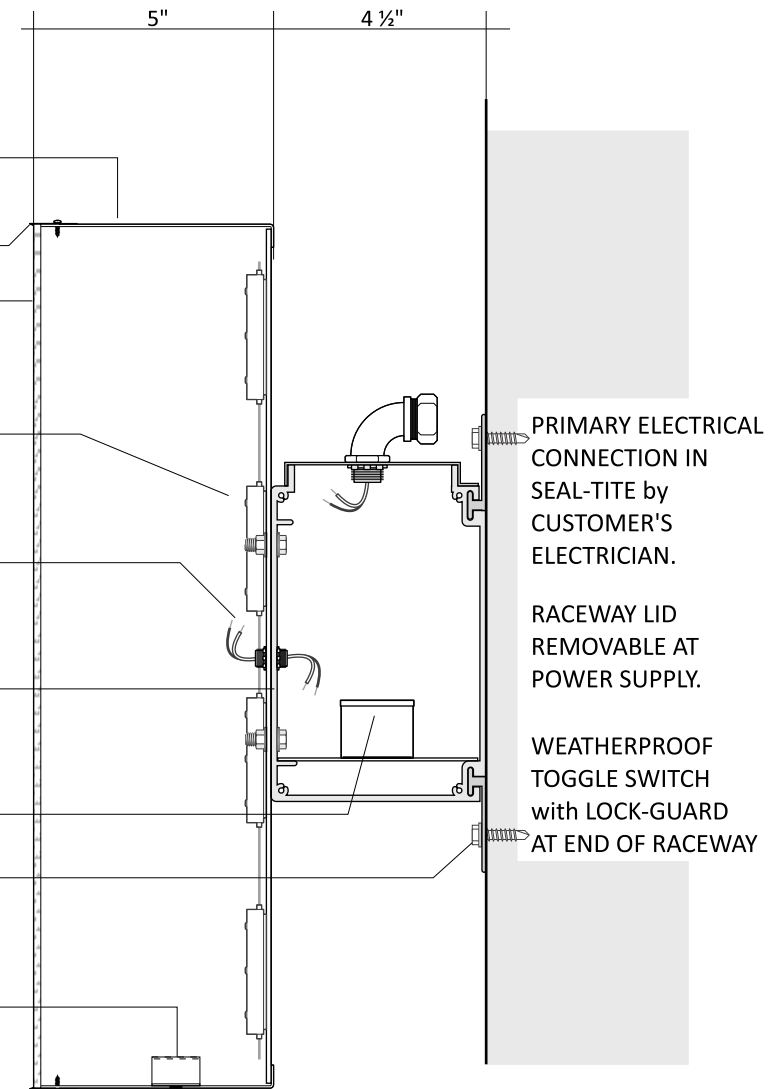
SECONDARY WIRING with  
 PASS-THRU AT RACEWAY.

EASTERN METALS 7" X 4 1/2" EXTR.  
 RACEWAY with MTG. CLIPS  
 ON 48" CENTERS MAXIMUM.

POWER SUPPLY MOUNTED  
 ON .063" THK. ALUM. FLAT  
 PANEL ACROSS BOTTOM.

NON-CORROSIVE MTG. HARDWARE  
 AS REQUIRED PER WALL  
 CONSTRUCTION.

WEEP HOLES with LIGHT SHIELDS  
 AT LOW POINTS OF EA. LETTER.



**Date:** 4/15/2026

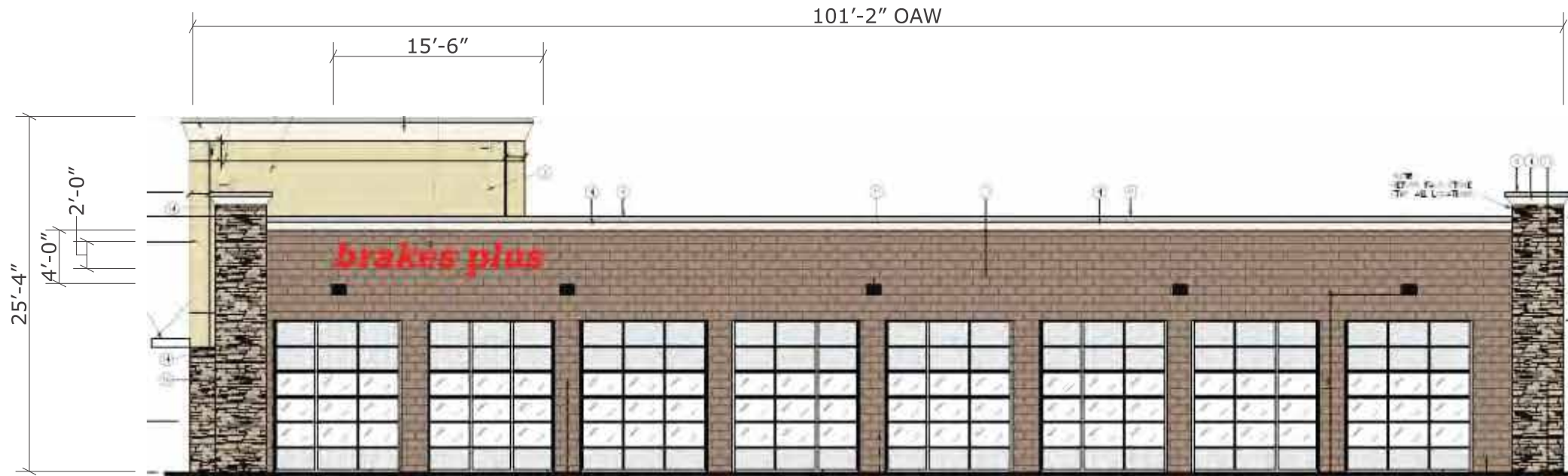
**Glow Sign Group**

Phone: (210) 664-4515 Email: info@glowsigngroup.com  
 www.glowsigngroup.com

COLORS in this document are considered ONLY as a rough visual approximation of the actual specified material. Actual material specification takes precedence over any visual representation. Note: For proposed electrical signs, the sign is intended to be installed in accordance with the requirement of article 600 of the national electrical code and/or other applicable local codes which include proper grounding and bonding.



**ALLOWABLE SQUARE FOOTAGE - 2 X THE LENGTH OF EACH TENANT SPACE.**

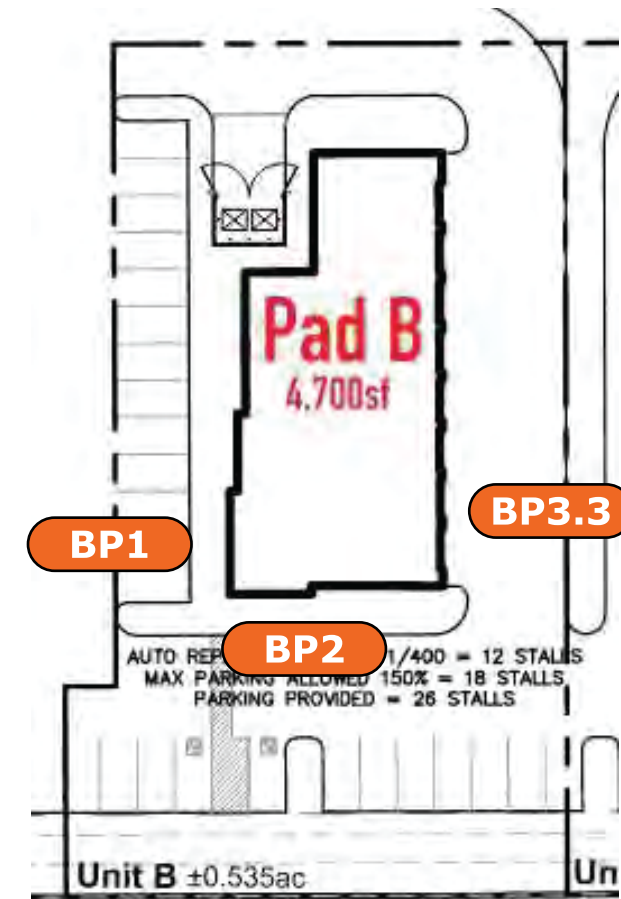


**BP3**

**EAST ELEVATION - 31.0 SQUARE FEET/ 202.33 ALLOWABLE**

**QTY: ONE (1) REQUIRED.**

**Scale: 1/8" = 1'-0"**



**LAS  
ENTRADAS**

**Project**

Las Entradas

**Address**

HWY 290 & Tillgang Pass  
Manor, TX 78653

**Dwg #:** Art 26-031 R1

**Sheet #:** 14 of \_

**Sales**

Jamie Mitol

**Approval**

DATE:

X \_\_\_\_\_  
(Art 26-031 Las Entradas Shopping Center MASTER SIGN PKG)

**Designer**

GG

**Color Schedule**

**Date:** 4/15/2026

Glow Sign Group

Phone: (210) 664-4515 Email: info@glowsigngroup.com

www.glowsigngroup.com

COLORS in this document are considered ONLY as a rough visual approximation of the actual specified material. Actual material specification takes precedence over any visual representation. Note: For proposed electrical signs, the sign is intended to be installed in accordance with the requirement of article 600 of the national electrical code and/or other applicable local codes which include proper grounding and bonding.



**BP**

**SECTION (VERT) 3" = 1'-0"**

**RACEWAY MOUNT**

.040" THK. ALUM. RETURNS with  
 3MM ACM CAD CUT BACKS.

1" TRIMCAP RETAINER.

.187" THK. ACRYLIC FACES.

PRINCIPAL WHITE LEDs

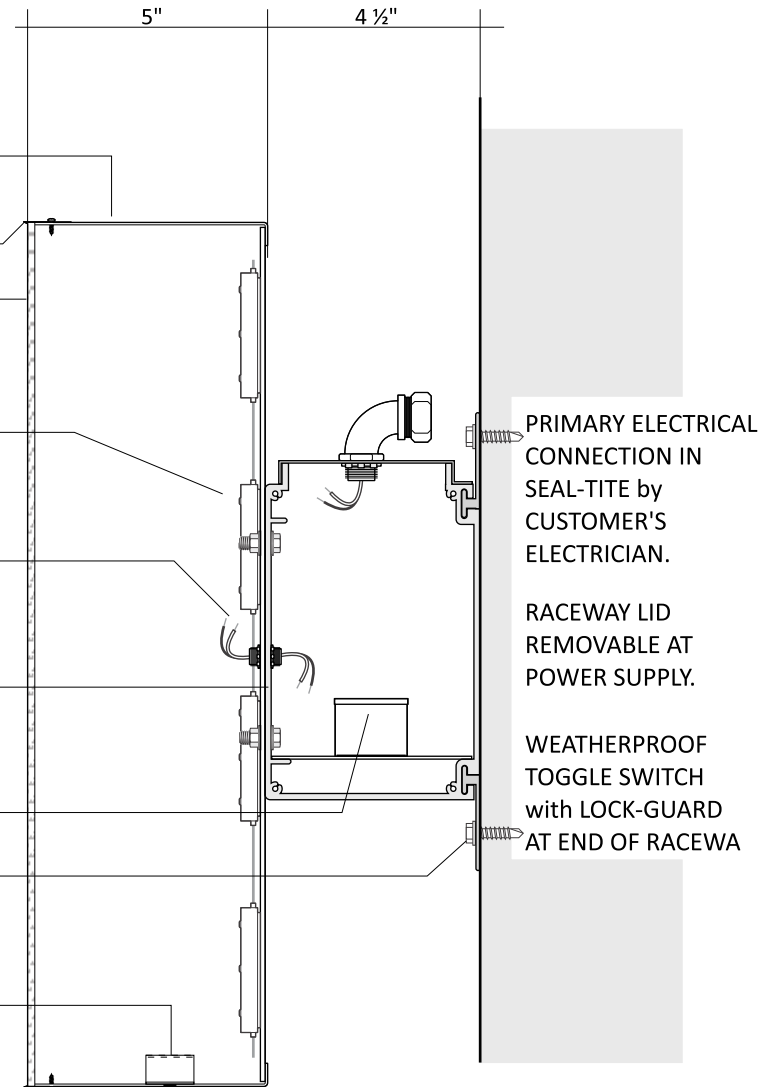
SECONDARY WIRING with  
 PASS-THRU AT RACEWAY.

EASTERN METALS 7" X 4 1/2" EXTR.  
 RACEWAY with MTG. CLIPS  
 ON 48" CENTERS MAXIMUM.

POWER SUPPLY MOUNTED  
 ON .063" THK. ALUM. FLAT  
 PANEL ACROSS BOTTOM.

NON-CORROSIVE MTG. HARDWARE  
 AS REQUIRED PER WALL  
 CONSTRUCTION.

WEEP HOLES with LIGHT SHIELDS  
 AT LOW POINTS OF EA. LETTER.



**LAS  
 ENTRADAS**

**Project**

Las Entradas

**Address**

HWY 290 & Tillgang Pass  
 Manor, TX 78653

**Dwg #:** Art 26-031 R1

**Sheet #:** 15 of \_

**Sales**

Jamie Mitol

**Approval**

DATE:

X \_\_\_\_\_  
 (Art 26-031 Las Entradas Shopping Center MASTER SIGN PKG)

**Designer**

GG

**Color Schedule**

**Date:** 4/15/2026

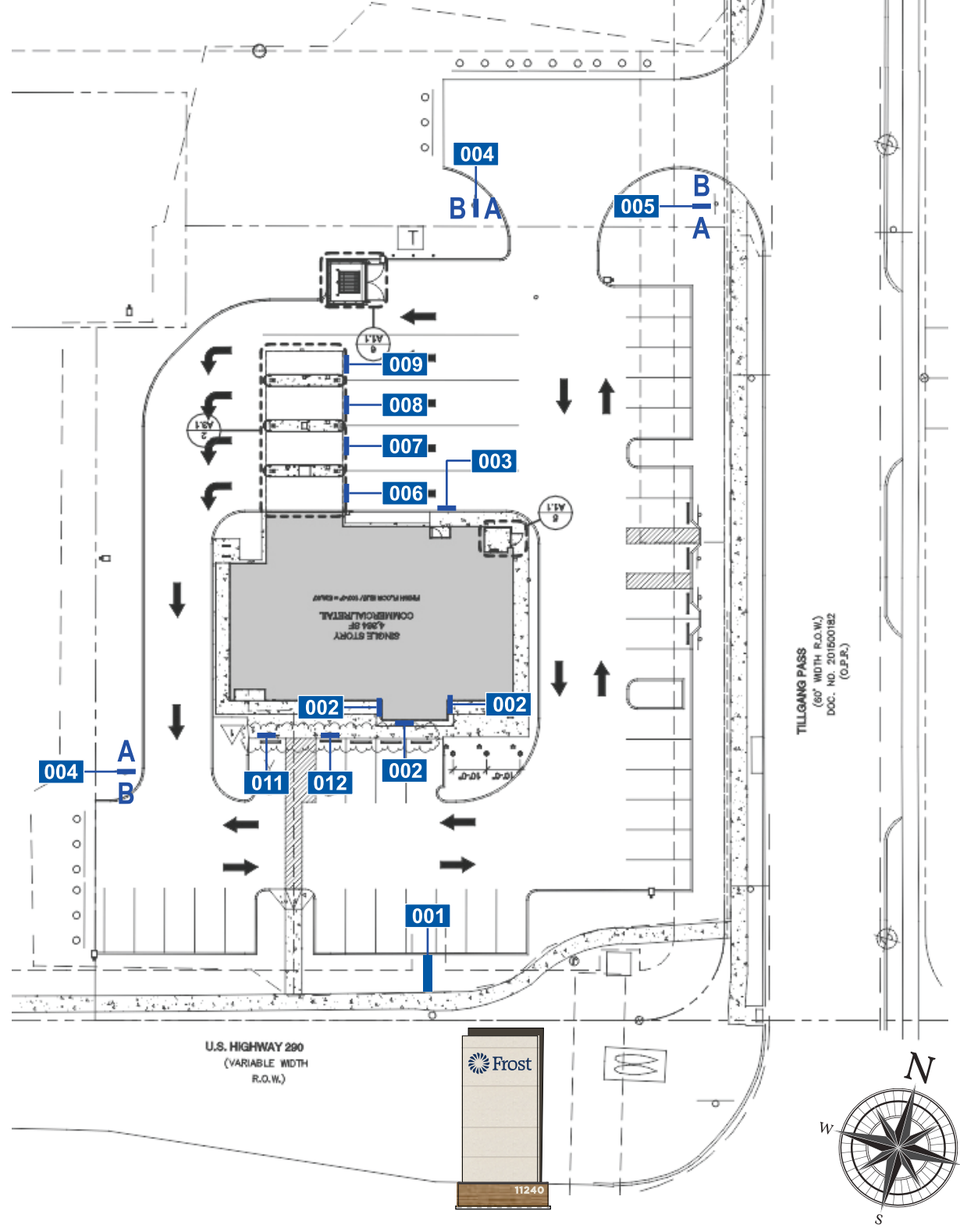
**Glow Sign Group**

Phone: (210) 664-4515 Email: info@glowsigngroup.com  
 www.glowsigngroup.com

COLORS in this document are considered ONLY as a rough visual approximation of the actual specified material. Actual material specification takes precedence over any visual representation. Note: For proposed electrical signs, the sign is intended to be installed in accordance with the requirement of article 600 of the national electrical code and/or other applicable local codes which include proper grounding and bonding.



**SITE MAP**



**SIGN SCHEDULE**

SIGN	SIGN TYPE	QTY	ITEM DESCRIPTION
001			ILLUMINATED PYLON
002	ICL.36.MRW	3	ILLUMINATED CHANNEL LETTERS - MULLION RACEWAY
003	ICL.30	1	ILLUMINATED CHANNEL LETTERS
004	DS.01	2	DIRECTIONAL SIGNAGE
005	DS.01	1	DIRECTIONAL SIGNAGE
006	LD.01	1	LANE DESIGNATORS - COMMERCIAL
007	LD.01	1	LANE DESIGNATORS - ATM / PERSONAL
008	LD.01	1	LANE DESIGNATORS - COMMERCIAL / PERSONAL
009	LD.01	1	LANE DESIGNATORS - PERSONAL
010	DSS.01	4	DEPOSIT SLIP STANDS
011	PS.01	1	RESERVED-PANEL
012	PS.01	1	RESERVED-VAN-PANEL
013	F-PS.03	1	EV-USELAST-PANEL
014	F-PS.03	1	EV-CHARGING-PANEL
015	WC.01	4	WINDOW CLINGS



**LAS ENTRADAS**

**Project**  
Las Entradas

**Address**  
HWY 290 & Tillgang Pass  
Manor, TX 78653

**Dwg #:** Art 26-031 R1

**Sheet #:** 16 of \_

**Sales**  
Jamie Mitol

**Approval**  
DATE: \_\_\_\_\_

X \_\_\_\_\_  
(Art 26-031 Las Entradas Shopping Center MASTER SIGN PKG)

**Designer**  
GG


**Color Schedule**

**Date:** 4/15/2026

**Glow Sign Group**  
Phone: (210) 664-4515 Email: info@glowsigngroup.com  
www.glowsigngroup.com

COLORS in this document are considered ONLY as a rough visual approximation of the actual specified material. Actual material specification takes precedence over any visual representation.  
Note: For proposed electrical signs, the sign is intended to be installed in accordance with the requirement of article 600 of the national electrical code and/or other applicable local codes which include proper grounding and bonding.





**F-001**

**PL.20 DOUBLE FACE INTERNALLY ILLUMINATED PYLON**

**QTY: ONE(1)**

**SCOPE OF WORK:**

FABRICATE AND INSTALL D/F INTERNALLY ILLUMINATED MULTI-TENANT PYLON

- 1: ANGLE FRAMED POLE COVERS CLAD IN ALUM. AND PAINTED (P1) AND (P2). END VIEW TO HAVE WHITE ACRYLIC COVE RUNNING VERTICALLY UP POLE COVER ILLUMINATED W/ 5000K WHITE LEDS
- 2: FACE-LIT CHANNEL LETTERS WITH SANDED 3/16" CLEAR FACE WITH ILLUMINATED 1/4" INSET EDGE. FIRST SURFACE PERFORATED VINYL WITH SECOND SURFACE 70% WHITE DIFFUSER. 3" DEEP x .063" THICK ALUMINUM LETTER RETURNS PAINTED TO MATCH P.M.S. 540-C BLU. 1" RETAINERS PAINTED TO MATCH.
3. BASE FRAME WITH BELLARA METAL SIDING PANELS (MT-01) TO BE USED AS CLADDING FOR MONUMENT BASE. EXACT SPECS TBD
- 4: 1/4" THK. ACRYLIC FLAT CUT OUT ADDRESS NUMERALS PAINTED (NON-TEXTURED P2/ VERIFY PROPER CONTRAST WITH BASE PRINT) AND MOUNTED 1/4" OFF EACH FACE OF BASE WITH SPACERS TO PREVENT CRUSHING.
5. .090" THK. ALUM. BRAKE FORMED CAP OVER BASE (SPEC'S TO FOLLOW).
- 6: PRIMARY ELECTRICAL CONNECTION BY CUSTOMER'S ELECTRICIAN

**80.0 SQFT**

**• 150 SQUARE FEET OF ADJACENT LANDSCAPING REQUIRED.**



- V1 - VINYL- 3M SCOTCHCAL 3635-210 PMS540C
- V2 - 3M SCOTCHCAL TO MATCH PMS540C
- V3 - DIFFUSER 70% WHITE

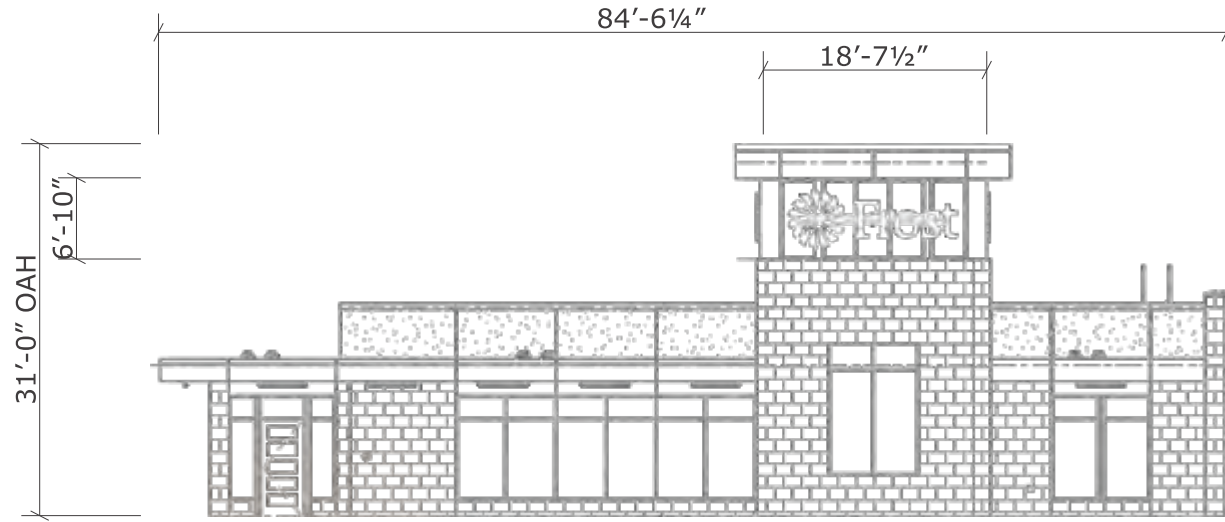
<b>V1</b>	<b>P1</b>	<b>P2</b>	<b>Mt1</b>	<b>P2</b>	<b>V2</b>
ORACAL 60% DIFFUSER VINYL	DARK BROWN TO MATCH BUILDING TRIM/ FRAMING	TEXTURED FINISH TO MATCH STOREFRONT	BELLARA METAL SIDING PANELS - WARM ROSEWOOD	SW 7005 PURE WHITE	ORACAL 8800-080 BROWN DURANODIC

**LAS ENTRADAS**

<b>Project</b> Las Entradas	<b>Sales</b> Jamie Mitol	<b>Designer</b> GG	<b>Color Schedule</b>	<b>Date:</b> 4/15/2026
<b>Address</b> HWY 290 & Tillgang Pass Manor, TX 78653	<b>Approval</b> DATE:			<b>Glow Sign Group</b> Phone: (210) 664-4515 Email: info@glowsigngroup.com www.glowsigngroup.com
<b>Dwg #:</b> Art 26-031 R1	<b>Sheet #:</b> 17 of _			COLORS in this document are considered ONLY as a rough visual approximation of the actual specified material. Actual material specification takes precedence over any visual representation. Note: For proposed electrical signs, the sign is intended to be installed in accordance with the requirement of article 600 of the national electrical code and/or other applicable local codes which include proper grounding and bonding.



**ALLOWABLE SQUARE FOOTAGE - 2 X THE LENGTH OF EACH TENANT SPACE.**

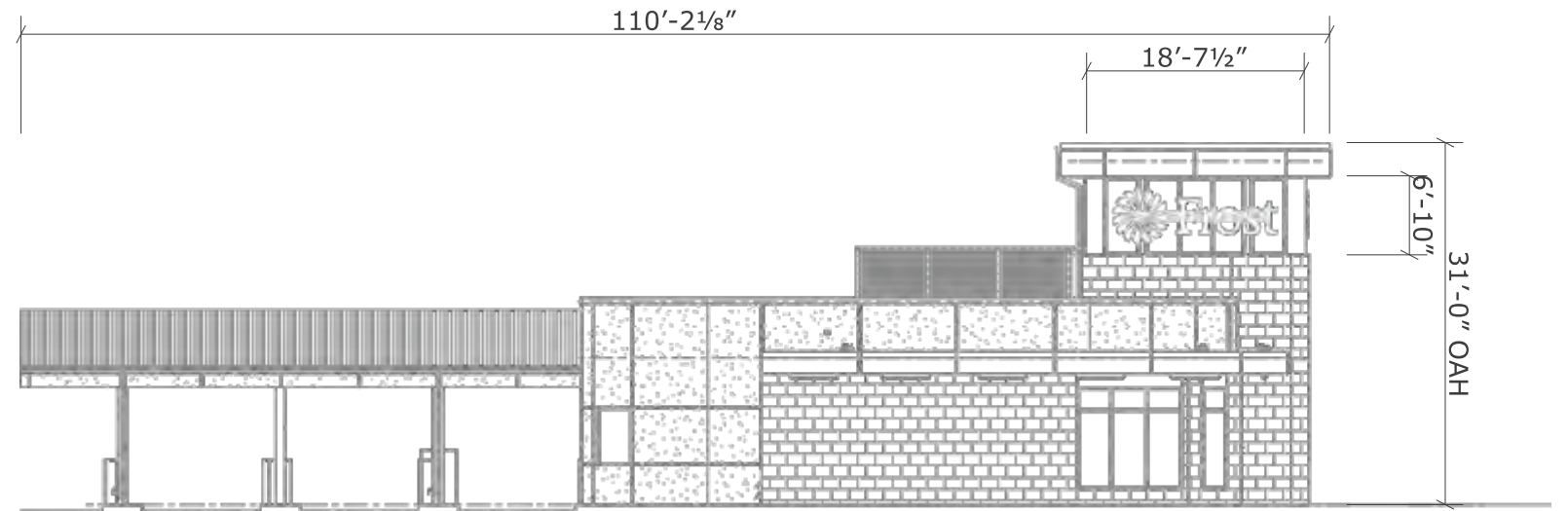


**F-002**

**SOUTH ELEVATION - 47.0 SQUARE FEET**

**QTY: ONE (1) REQUIRED.**

**Scale: 1/16" = 1'-0"**

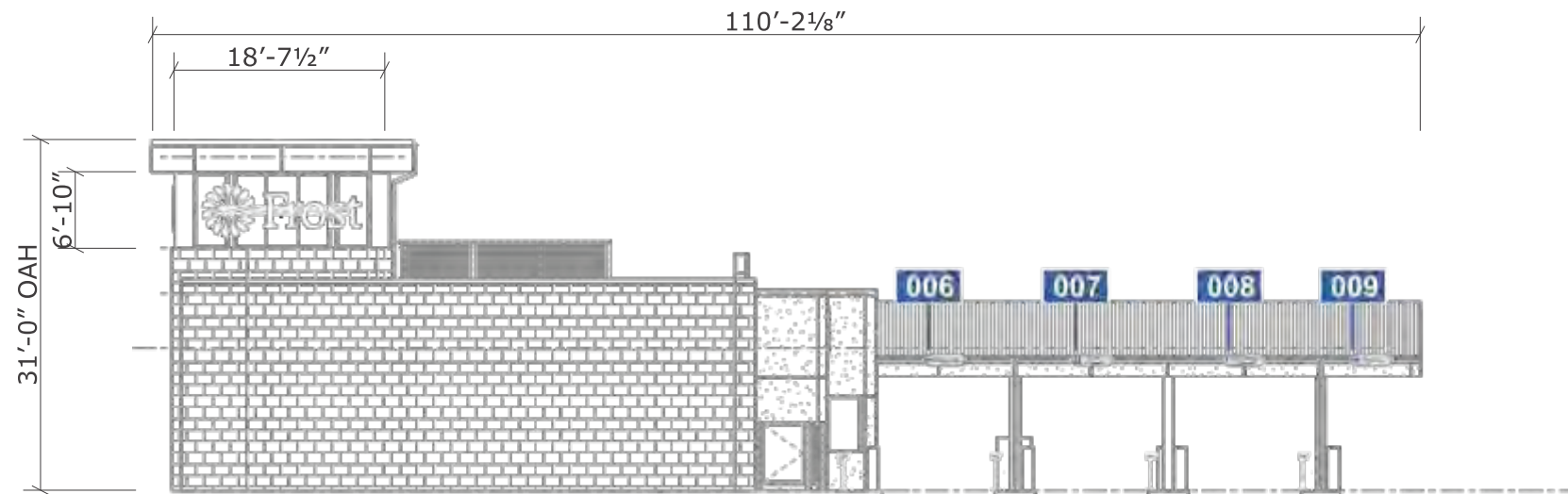


**F-002**

**WEST ELEVATION - 47.0 SQUARE FEET**

**QTY: ONE (1) REQUIRED.**

**Scale: 1/16" = 1'-0"**



**F-002**

**EAST ELEVATION - 47.0 SQUARE FEET**

**QTY: ONE (1) REQUIRED.**

**Scale: 1/16" = 1'-0"**



**LAS  
ENTRADAS**

**Project**

Las Entradas

**Address**

HWY 290 & Tillgang Pass  
Manor, TX 78653

**Dwg #:** Art 26-031 R1

**Sheet #:** 18 of \_

**Sales**

Jamie Mitol

**Approval**

DATE:

X \_\_\_\_\_  
(Art 26-031 Las Entradas Shopping Center MASTER SIGN PKG)

**Designer**

GG

**Color Schedule**

**Date:** 4/15/2026

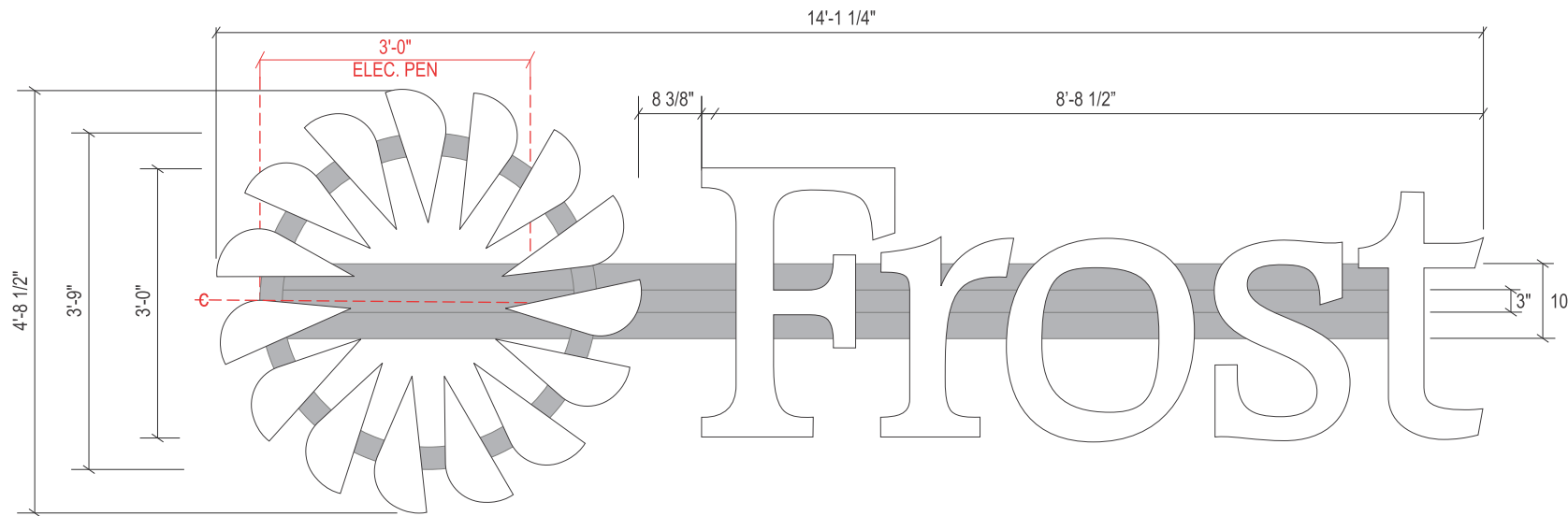
Glow Sign Group

Phone: (210) 664-4515 Email: info@glowsigngroup.com  
www.glowsigngroup.com

COLORS in this document are considered ONLY as a rough visual approximation of the actual specified material. Actual material specification takes precedence over any visual representation. Note: For proposed electrical signs, the sign is intended to be installed in accordance with the requirement of article 600 of the national electrical code and/or other applicable local codes which include proper grounding and bonding.



**ALLOWABLE SQUARE FOOTAGE - 2 X THE LENGTH OF EACH TENANT SPACE.**



**SPECIFICATIONS**

**LOGO AND LETTERS:**

- FACE MATERIAL: 1/2" CLEAR ACRYLIC
- FACE FINISH: FIRST SURFACE WHITE TRANSLUCENT VINYL W/ WHITE DIFFUSER VINYL SECOND SURFACE
- RETURN MATERIAL: .063 ALUMINUM
- RETURN FINISH: PAINT TO MATCH AKZO NOBEL 422A2
- RETURN DEPTH: 2 1/2"
- SPACED OFF WALL: RACE WAY LOGO- 1/2" FROST- 1 1/2"
- BACK MATERIAL: .090 ALUMINUM
- INTERNAL ILLUMINATION: WHITE LED'S

- V1 - WHITE TRANSLUCENT VINYL
- V2 - DIFFUSER - 70% WHITE
- P1 - PAINT TO MATCH AKZO NOBEL 422A2
- P2 - PAINT WIREWAY TO MATCH CLEAR ANODIZED ALUM.

**F-002**

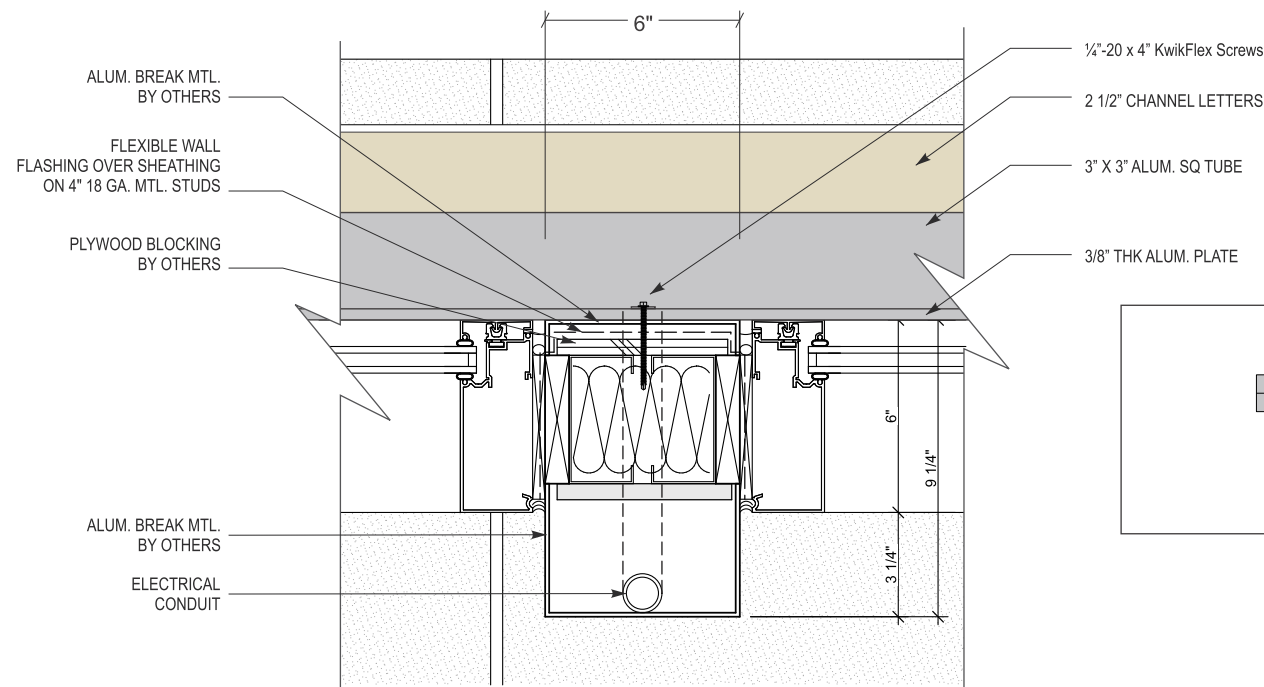
**ICL.36.MRW RACEWAY-MOUNTED INTERNALLY ILLUMINATED LETTERS - 47.0 SQUARE FEET**

**QTY: THREE (3) SETS REQUIRED**

**Scale: 1/2" = 1'-0"**

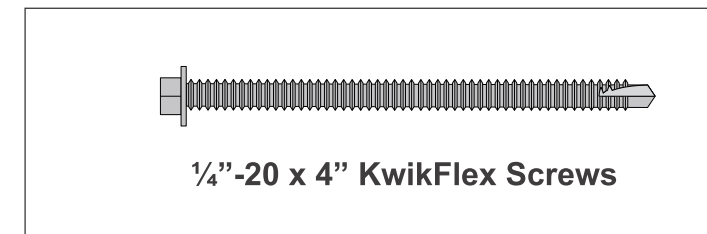


NIGHT SIMULATION



**TOP VIEW - CROSS SECTION**

N.T.S.



**1/4"-20 x 4" KwikFlex Screws**



**LAS ENTRADAS**

**Project**

Las Entradas

**Address**

HWY 290 & Tillgang Pass  
Manor, TX 78653

**Dwg #:** Art 26-031 R1

**Sheet #:** 19 of \_

**Sales**

Jamie Mitol

**Approval**

DATE:

X \_\_\_\_\_  
(Art 26-031 Las Entradas Shopping Center MASTER SIGN PKG)

**Designer**

GG

**Color Schedule**

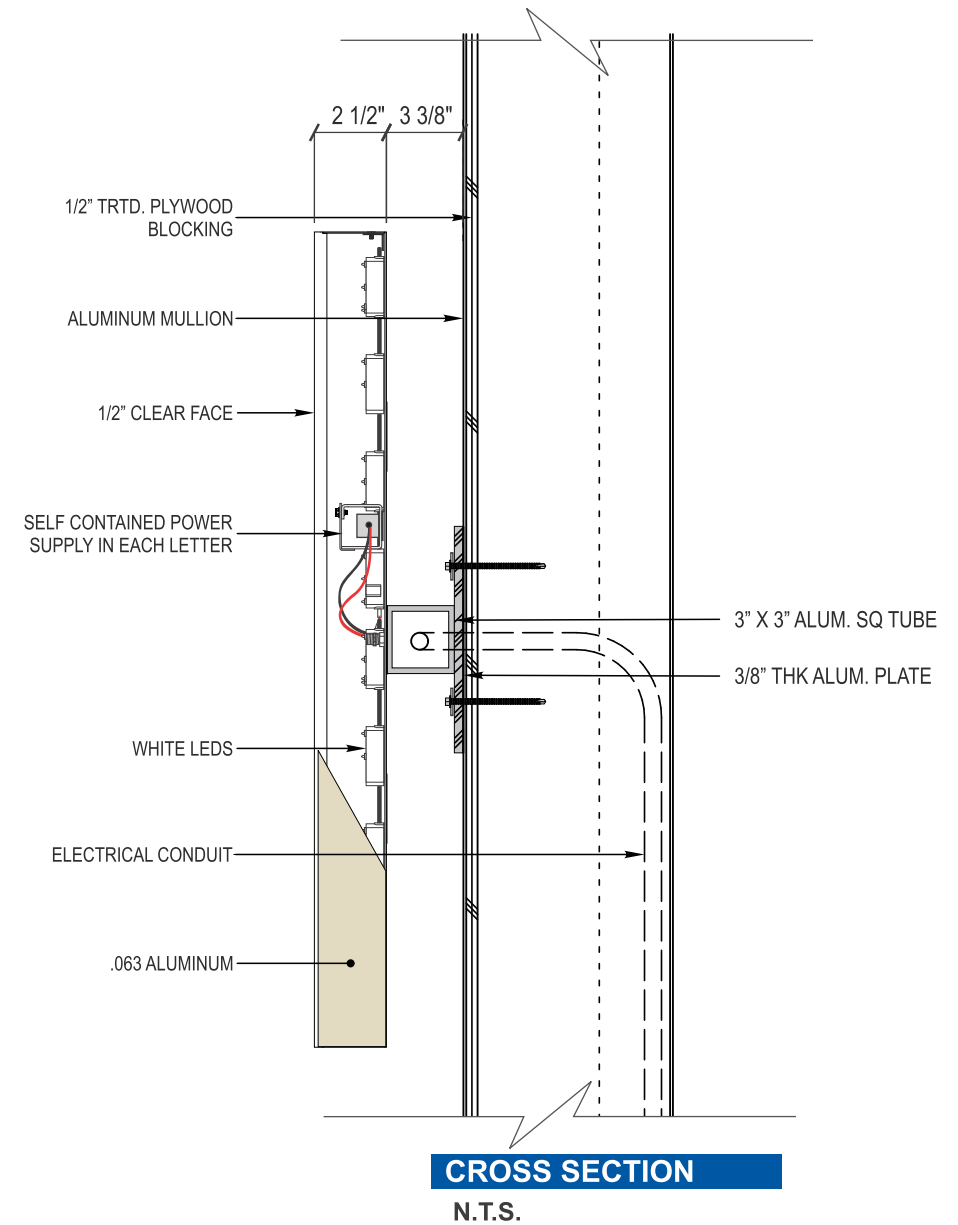
**Date:** 4/15/2026

**Glow Sign Group**

Phone: (210) 664-4515 Email: info@glowsigngroup.com  
www.glowsigngroup.com

COLORS in this document are considered ONLY as a rough visual approximation of the actual specified material. Actual material specification takes precedence over any visual representation. Note: For proposed electrical signs, the sign is intended to be installed in accordance with the requirement of article 600 of the national electrical code and/or other applicable local codes which include proper grounding and bonding.





**LAS  
 ENTRADAS**

**Project**  
 Las Entradas

**Address**  
 HWY 290 & Tillgang Pass  
 Manor, TX 78653

**Dwg #:** Art 26-031 R1

**Sheet #:** 20 of \_

**Sales**  
 Jamie Mitol

**Designer**  
 GG

**Approval**

DATE: \_\_\_\_\_

X \_\_\_\_\_  
 (Art 26-031 Las Entradas Shopping Center MASTER SIGN PKG)

**Color Schedule**


**Date:** 4/15/2026

**Glow Sign Group**  
 Phone: (210) 664-4515 Email: info@glowsigngroup.com  
 www.glowsigngroup.com

COLORS in this document are considered ONLY as a rough visual approximation of the actual specified material. Actual material specification takes precedence over any visual representation. Note: For proposed electrical signs, the sign is intended to be installed in accordance with the requirement of article 600 of the national electrical code and/or other applicable local codes which include proper grounding and bonding.



**ALLOWABLE SQUARE FOOTAGE - 2 X THE LENGTH OF EACH TENANT SPACE.**



**F-003**

**ICL.30 DAY-NIGHT INTERNALLY ILLUMINATED LETTERS - 34.0 SQUARE FEET**

**QTY: ONE (1) SET REQUIRED**

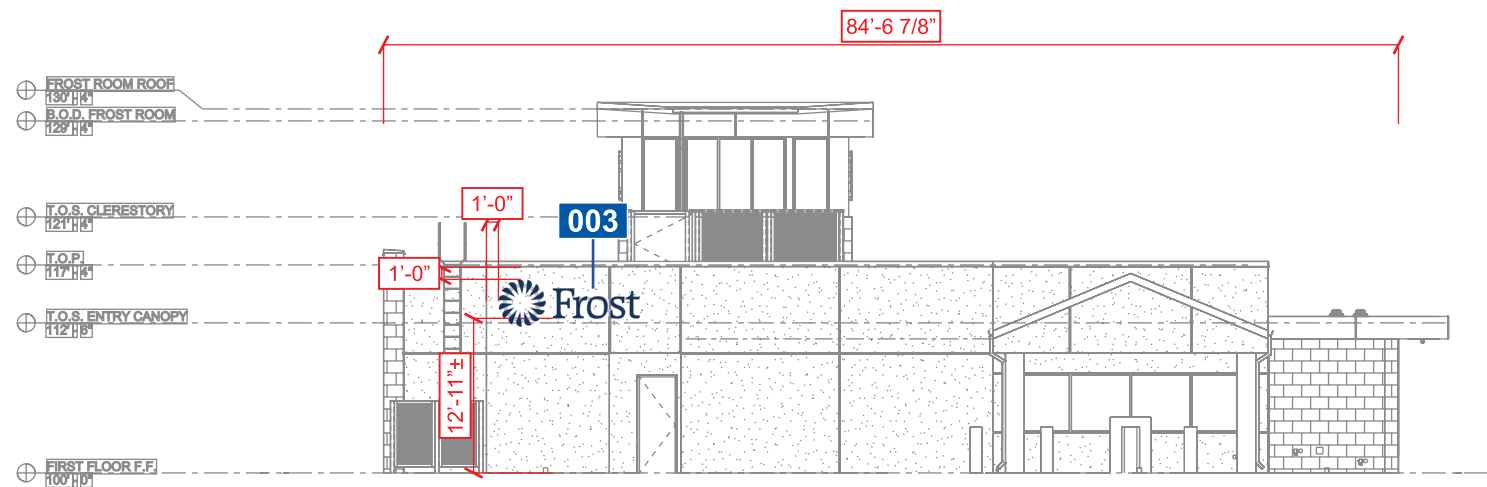
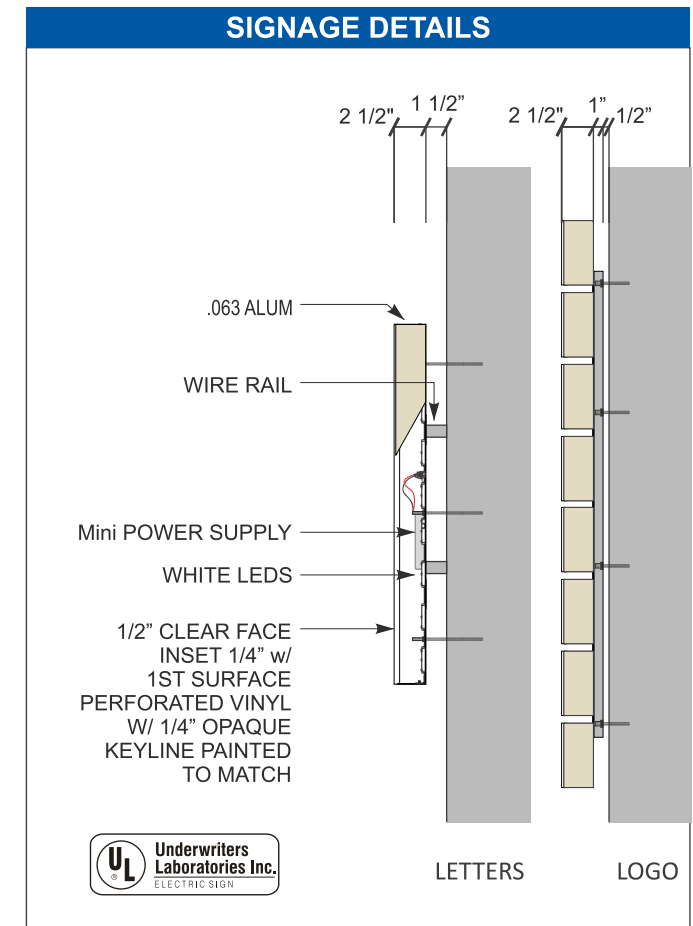
**Scale: 1/2" = 1'-0"**

**SIGN SCHEDULE**


**LOGO AND LETTERS:**

FACE MATERIAL: 1/2" CLEAR ACRYLIC. 1/4" INSET.  
 FACE FINISH: 3635-210 PMS540C / 1/4" AKZO NOBEL 422A-OPQ  
 RETURN MATERIAL: .063 ALUMINUM  
 RETURN FINISH: PAINT TO MATCH AKZO NOBEL 422A2  
 RETURN DEPTH: 2 1/2"  
 SPACED OFF WALL: RACE WAY LOGO- 1/2" FROST- 1 1/2"  
 BACK MATERIAL: .090 ALUMINUM  
 INTERNAL ILLUMINATION: WHITE LED'S

- V1 - VINYL- 3M SCOTCHCAL 3635-210 PMS540C
- V2 - DIFFUSER - 70% WHITE
- V3 - VINYL- 3M SCOTCHCAL 3630-149 BEIGE
- P1 - PAINT TO MATCH AKZO NOBEL 422A2
- P2 - PAINT WIREWAY TO MATCH SW6106 KILIM BEIGE



PROPOSED WEST ELEVATION  
SCALE: 1/16"=1'



KEYLINE DETAIL  
N.T.S.



NIGHT SIMULATION



**LAS ENTRADAS**

**Project**

Las Entradas

**Address**

HWY 290 & Tillgang Pass  
Manor, TX 78653

Dwg #: Art 26-031 R1

Sheet #: 21 of \_

**Sales**

Jamie Mitol

**Approval**

DATE:

X \_\_\_\_\_  
(Art 26-031 Las Entradas Shopping Center MASTER SIGN PKG)

**Designer**

GG

**Color Schedule**

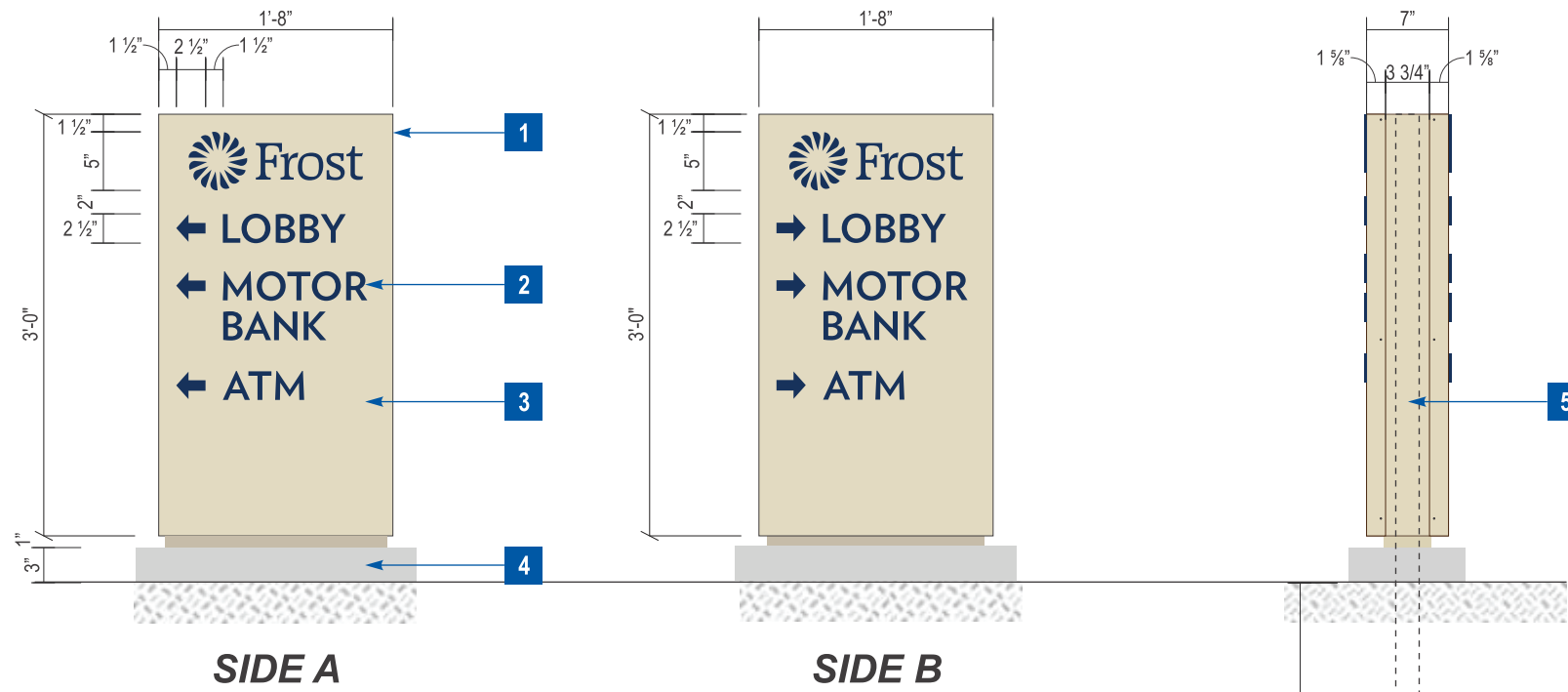
**Date: 4/15/2026**

**Glow Sign Group**

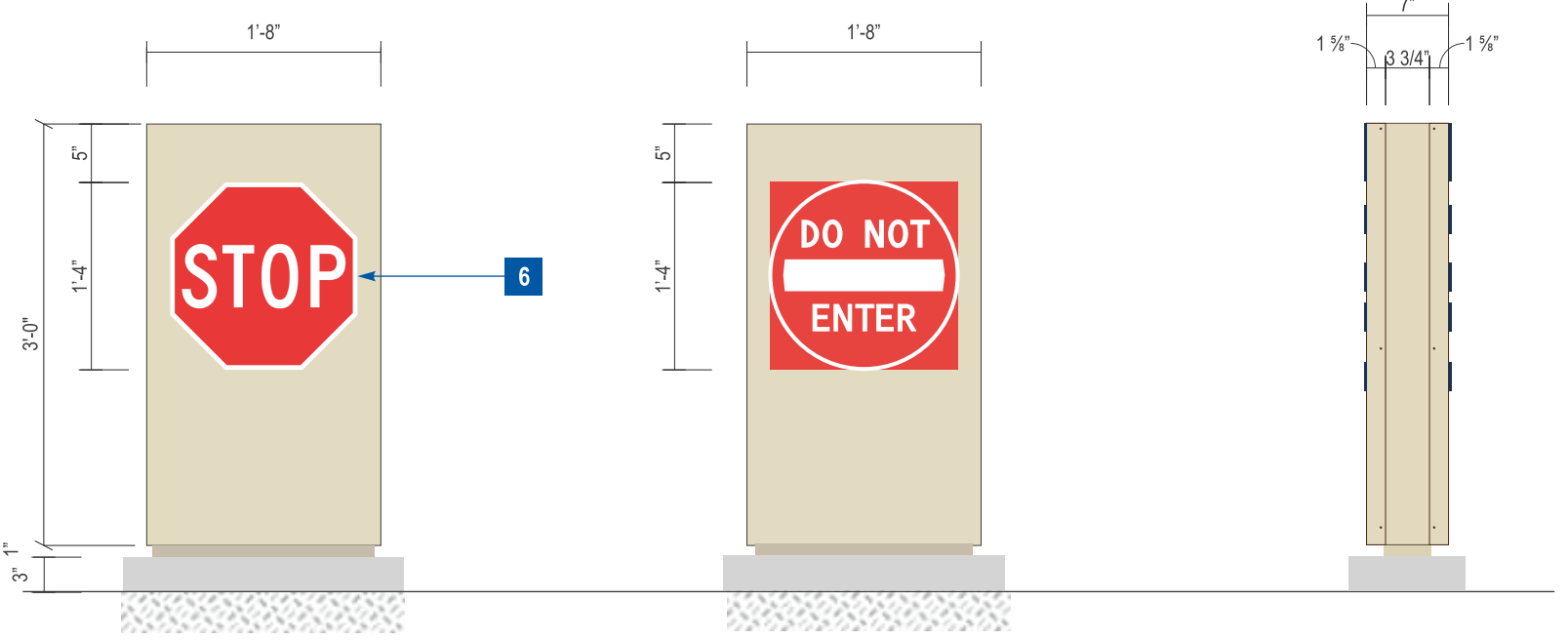
Phone: (210) 664-4515 Email: info@glowsigngroup.com  
www.glowsigngroup.com

COLORS in this document are considered ONLY as a rough visual approximation of the actual specified material. Actual material specification takes precedence over any visual representation. Note: For proposed electrical signs, the sign is intended to be installed in accordance with the requirement of article 600 of the national electrical code and/or other applicable local codes which include proper grounding and bonding.





**F-004** DW.01 INTERNALLY ILLUMINATED LETTERS - 4.50 SQUARE FEET  
 QTY: TWO (2) REQUIRED Scale: 3/4" = 1'-0"



**F-005** DW.01 INTERNALLY ILLUMINATED LETTERS - 4.50 SQUARE FEET  
 QTY: ONE (1) REQUIRED Scale: 3/4" = 1'-0"

**SPECIFICATIONS**

1. FABRICATED ALUMINUM CABINET W/ EMS 24-63-215 SIGN FRAME & EMS 24-63-216 SIGN RETAINER. BASE REVEAL TRIM TO BE .125" ALUMINUM .CABINET TO BE PAINTED AKZO NOBLE COLORMAP 422A2.
2. 1/2" PUSHED THRU ACRYLIC PAINTED TO MATCH PMS 540C BLUE.  
FONT: VERLAG BOLD
3. .125 ROUTED ALUMINUM FACES PAINTED AKZO NOBEL COLORMAP 422A2
4. NEW CONCRETE PAD
5. CENTER POST IS 2" X 2" X 70" ALUMINUM SQ. TUBE
6. "STOP SIGN"/"DO NOT ENTER" DIGITAL PRINTED TO 3M REFLECTIVE.

**\*CABINET TO BE SCREWED TO CENTER POLE**  
**\*REMOVE EXISTING CONCRETE PAD**

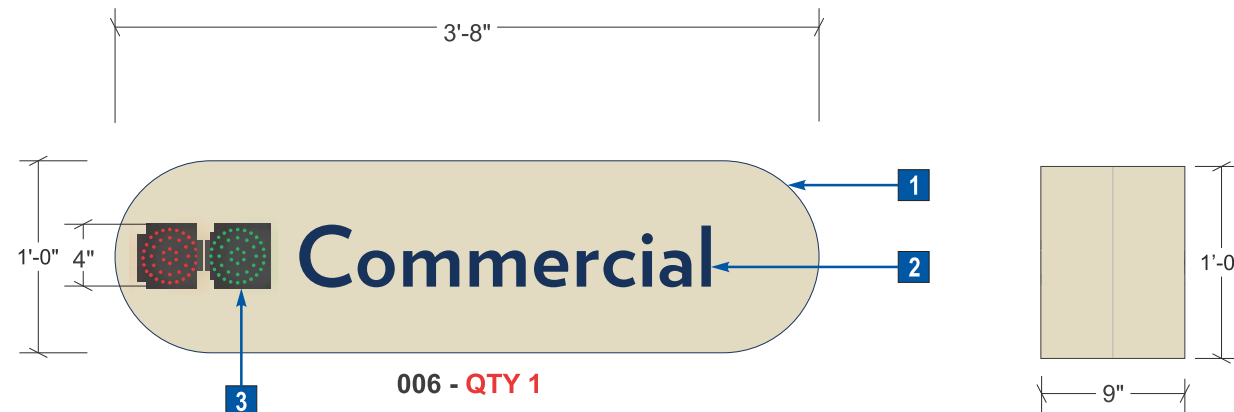
- V1 - VINYL - DG REFLECTIVE SHEETING 4090DS
- P1 - PAINT TO MATCH PMS 540C - BLUE
- P2 - PAINT TO MATCH AKZO NOBEL 422A2



**LAS ENTRADAS**

<b>Project</b> Las Entradas	<b>Sales</b> Jamie Mitol	<b>Designer</b> GG	<b>Color Schedule</b>	<b>Date:</b> 4/15/2026
<b>Address</b> HWY 290 & Tillgang Pass Manor, TX 78653	<b>Approval</b> DATE:			<b>Glow Sign Group</b> Phone: (210) 664-4515 Email: info@glowsigngroup.com www.glowsigngroup.com
<b>Dwg #:</b> Art 26-031 R1				COLORS in this document are considered ONLY as a rough visual approximation of the actual specified material. Actual material specification takes precedence over any visual representation. Note: For proposed electrical signs, the sign is intended to be installed in accordance with the requirement of article 600 of the national electrical code and/or other applicable local codes which include proper grounding and bonding.
<b>Sheet #:</b> 22 of _	X _____ (Art 26-031 Las Entradas Shopping Center MASTER SIGN PKG)			





006 - QTY 1

**F-006**

**LANE DESIGNATORS - 3.67 SQUARE FEET**

**QTY: FOUR (4) REQUIRED**

**Scale: 1" = 1'-0"**

**END VIEW**

**F-007**

● ● ATM  
● ● Personal

**F-008**

● ● Commercial  
● ● Personal

**F-009**

● ● Personal

**SPECIFICATIONS**

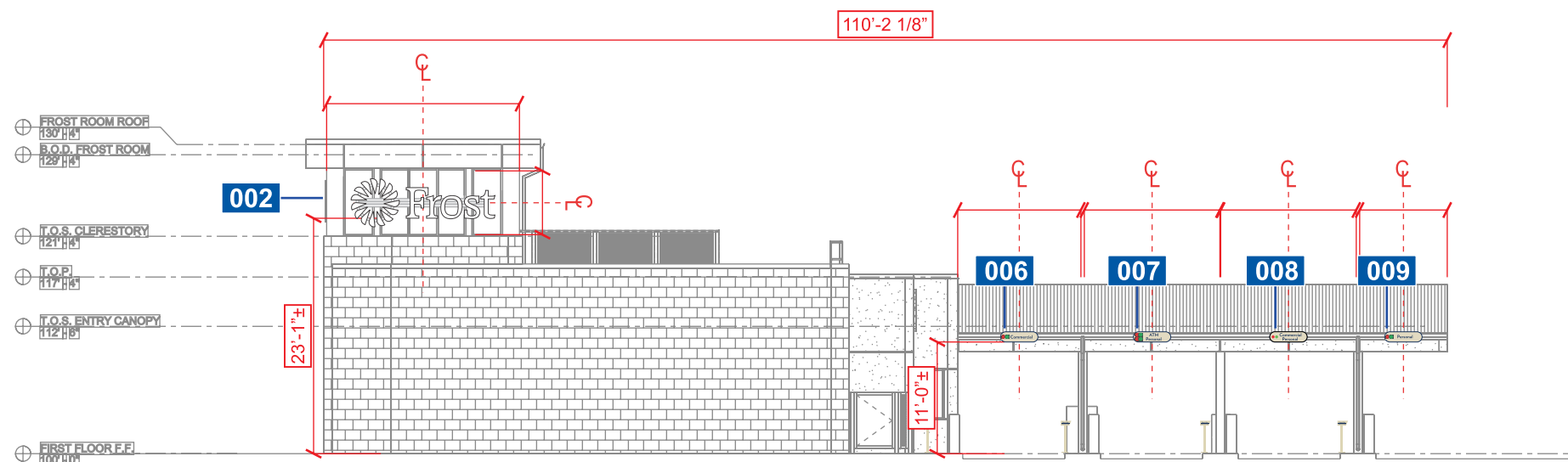
1. ALUMINUM SIGN CABINET PAINTED AKZO NOBEL COLORMAP 422A2 BEIGE

2. ROUTED ALUMINUM FACE PAINTED AKZO NOBEL COLORMAP 422A2 BEIGE. BACKED UP WHITE PLEX COPY W/ APPLIED 3M SCOTCHCAL 3635-210 PMS540C

FONT: VERLAG BOLD

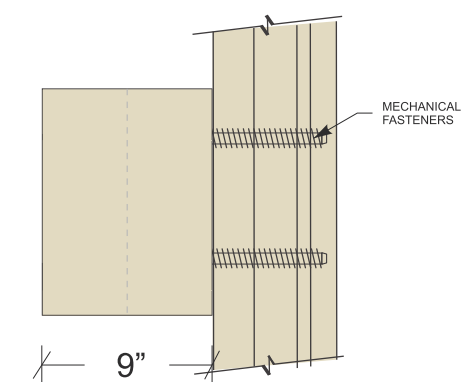
3. I SIGNS RED & GREEN LED LIGHT INDICATORS

4. FLUSH MOUNTED WITH MECHANICAL FASTENERS AND ANCHORS AS NEEDED



PROPOSED EAST ELEVATION  
SCALE: 1/16"=1'

**MOUNTING DETAILS**



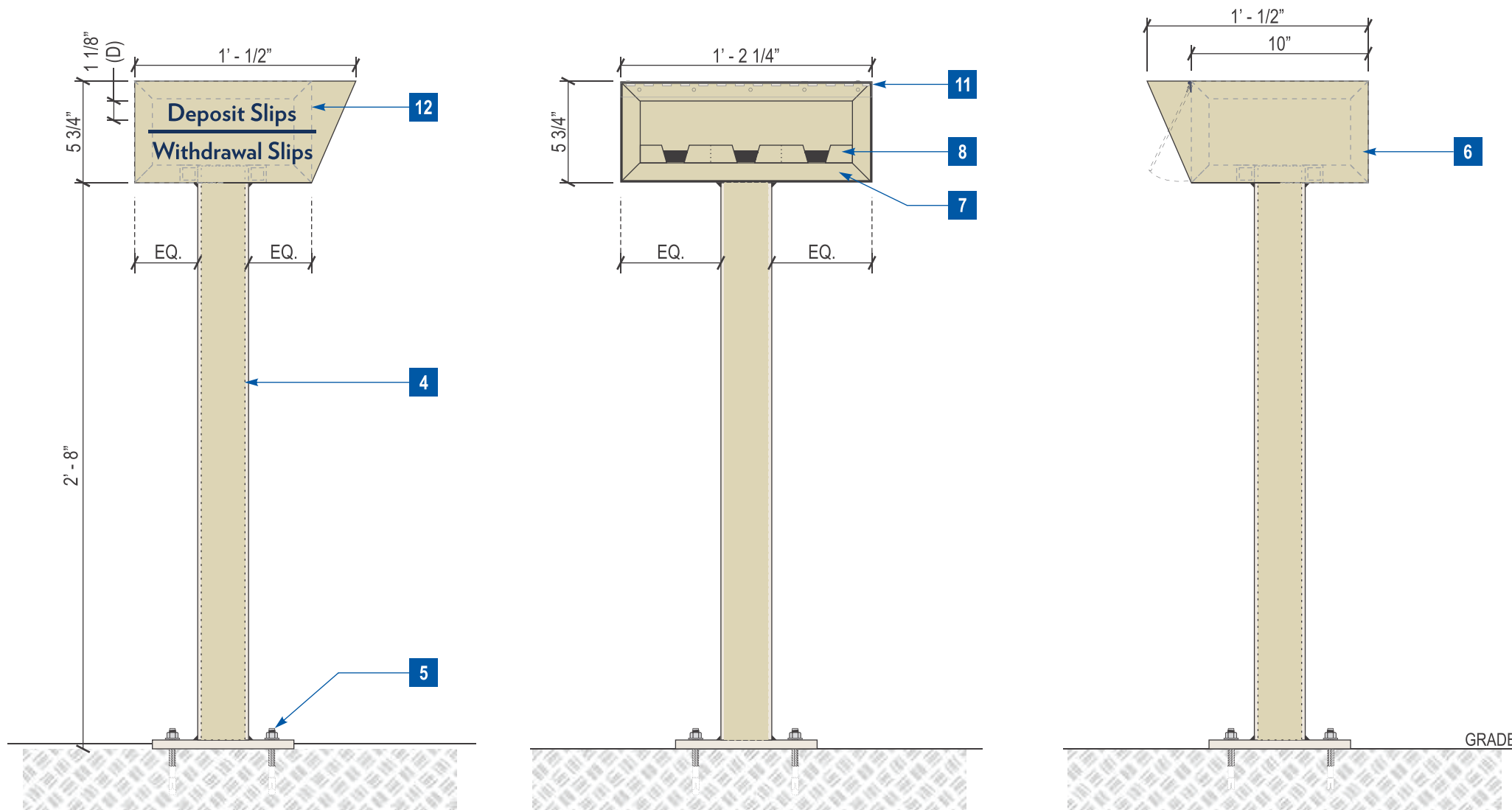
■ V1 - VINYL- 3M SCOTCHCAL 3635-210 PMS540C  
■ P1 - PAINT TO MATCH AKZO NOBEL 422A2



**LAS ENTRADAS**

<b>Project</b> Las Entradas	<b>Sales</b> Jamie Mitol	<b>Designer</b> GG	<b>Color Schedule</b>	<b>Date:</b> 4/15/2026
<b>Address</b> HWY 290 & Tillgang Pass Manor, TX 78653	<b>Approval</b> DATE:			<b>Glow Sign Group</b> Phone: (210) 664-4515 Email: info@glowsigngroup.com www.glowsigngroup.com
<b>Dwg #:</b> Art 26-031 R1				COLORS in this document are considered ONLY as a rough visual approximation of the actual specified material. Actual material specification takes precedence over any visual representation. Note: For proposed electrical signs, the sign is intended to be installed in accordance with the requirement of article 600 of the national electrical code and/or other applicable local codes which include proper grounding and bonding.
<b>Sheet #:</b> 23 of _				





SIDE DETAIL

SIDE DETAIL

**DEPOSIT SLIP STANDS - 3.67 SQUARE FEET**

**F-010**

**QTY: FOUR (4) REQUIRED**

**Scale: 1 1/2" = 1'-0"**

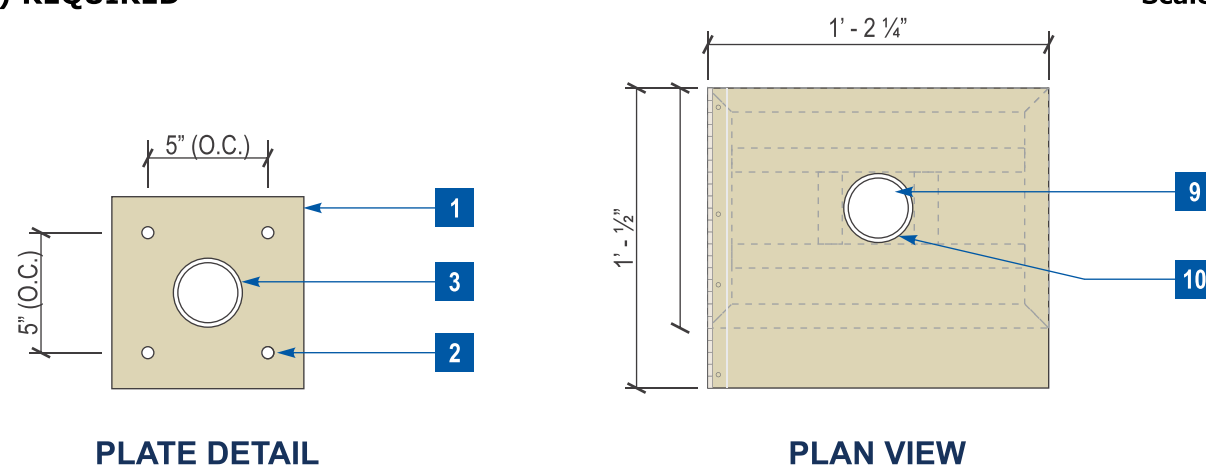


PLATE DETAIL

PLAN VIEW

**SPECIFICATIONS**

1. 1/2"X8"X8" ALUM PLATE
- FONT: VERLAG BOLD
2. 1/2" HOLES FOR 3/8" HARDWARE
3. 2 1/2" SCH. 40 ALUM. PIPE (2 7/8" X 4.469 X .203). POWDERCOATED FROST BEIGE
4. 2 1/2" SCH. 40 ALUM. PIPE (2 7/8" X 4.469 X .203). POWDER COATED FROST BEIGE
5. 3/8" HILTI KWICK-BOLT III STAINLESS STEEL (4 PLCS REQ'D) SEE PLATE DETAIL
6. 1"X 1/4" ALUM. SQ TUBE INNER FRAME. POWDER COATED FROST BEIGE (SHOWN BY DOTTED GRAY LINES)
7. 1/4" BREAK FORMED ALUM. SKIN AROUND BANKING SLIP BOX. POWDER COATED FROST BEIGE
8. .080"X 4" SIDE TRAY FOR BANKING SLIPS (3 TOTAL TRAYS REQ'D WITH ALUMINUM SPACER.)
9. 2 1/2" SCH. 40 ALUM PIPE (2 7/8" X 2.469 X .203). POWDER COATED FROST BEIGE.
10. PIPE TO INNER TUBE FRAME
11. 1/8" CLEAR LEXAN DOOR WITH .050 LEAF X 1 1/2" PIANO HINGE. POWDER COATED FROST BEIGE (MCMASTER-CARR 15665A247) SPRING LOADED
12. 3M 7725-197 LIGHT NAVY VINYL COPY

- V1 - VINYL- 3M SCOTCHCAL 7725-197 LIGHT NAVY
- P1 - PAINT TO MATCH AKZO NOBEL 422A2



**LAS ENTRADAS**

**Project**

Las Entradas

**Address**

HWY 290 & Tillgang Pass  
Manor, TX 78653

Dwg #: Art 26-031 R1

Sheet #: 24 of \_

**Sales**

Jamie Mitol

**Approval**

DATE:

X \_\_\_\_\_  
(Art 26-031 Las Entradas Shopping Center MASTER SIGN PKG)

**Designer**

GG

**Color Schedule**

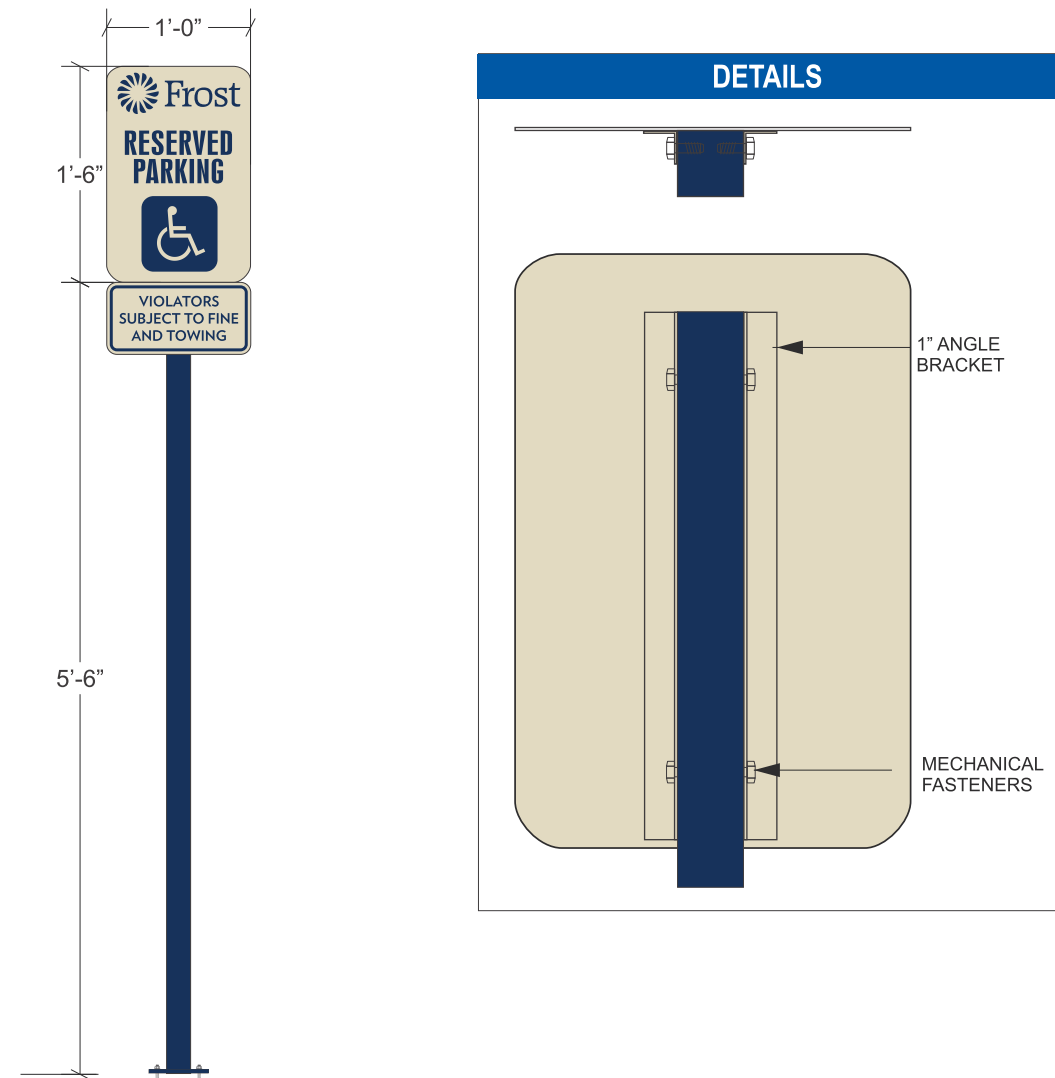
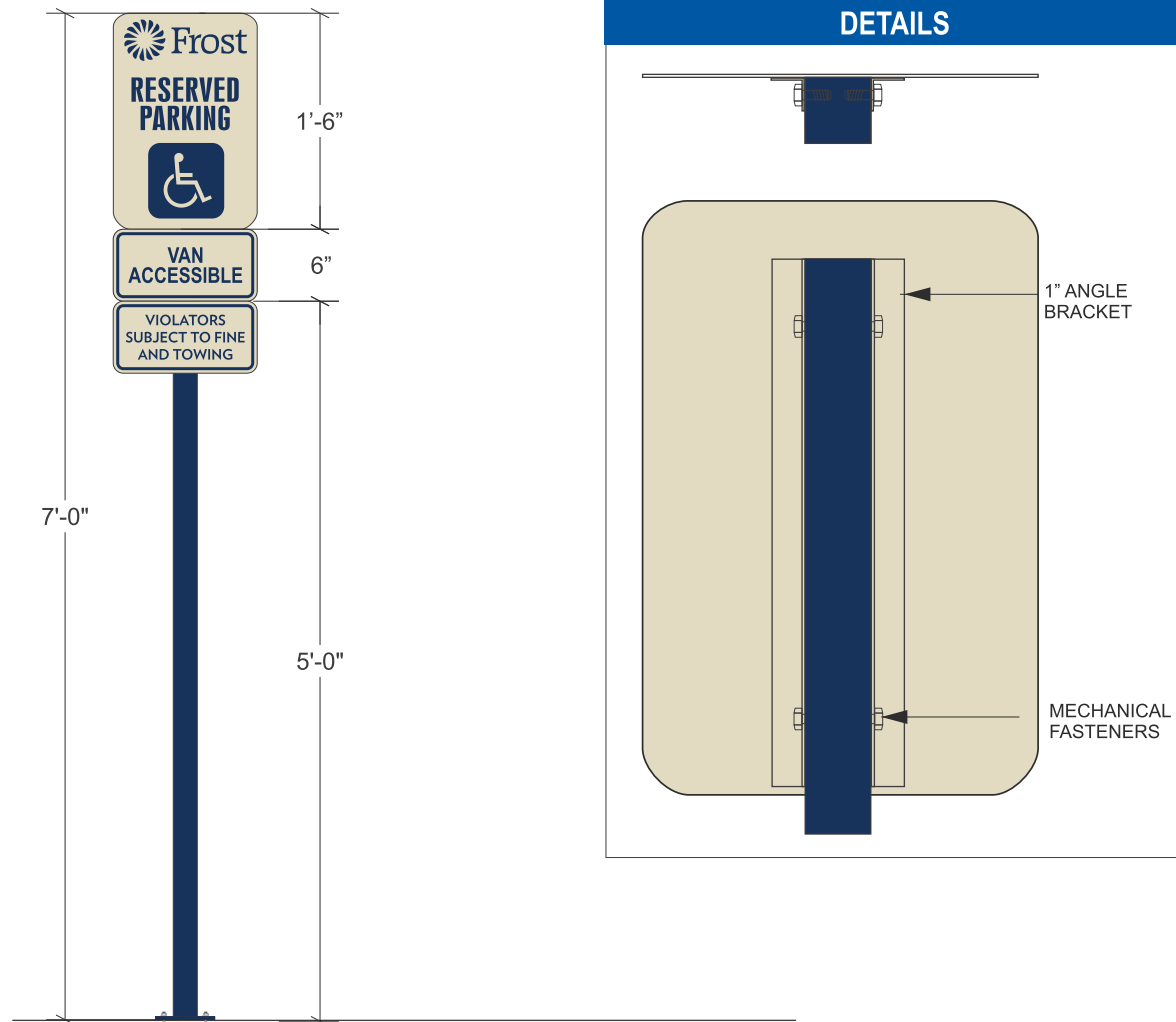
**Date: 4/15/2026**

**Glow Sign Group**

Phone: (210) 664-4515 Email: info@glowsigngroup.com  
www.glowsigngroup.com

COLORS in this document are considered ONLY as a rough visual approximation of the actual specified material. Actual material specification takes precedence over any visual representation. Note: For proposed electrical signs, the sign is intended to be installed in accordance with the requirement of article 600 of the national electrical code and/or other applicable local codes which include proper grounding and bonding.





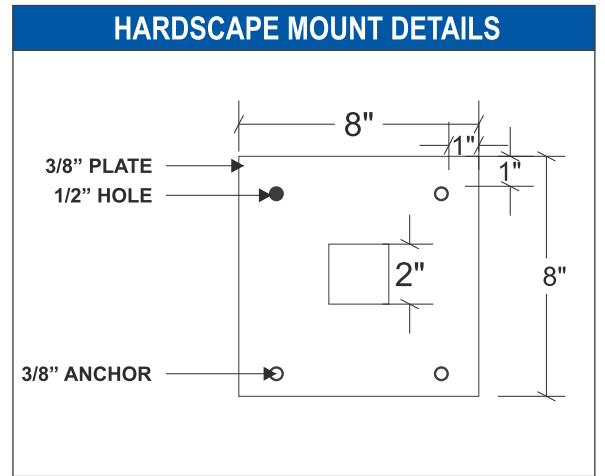
**F-011** PS.01 RESERVED PARKING SIGN - 1.5 SQUARE FEET  
 QTY: ONE (1) REQUIRED Scale: 3/4" = 1'-0"

**F-012** PS.01 RESERVED PARKING SIGN - 1.5 SQUARE FEET  
 QTY: ONE (1) REQUIRED Scale: 3/4" = 1'-0"

**SPECIFICATIONS**

- .080 ALUMINUM PANEL FINISHED IN AKO COLORMAP 422A2 BEIGE WILL BE MOUNTED TO 1" ANGLE USING STRUCTURAL ADHESIVE. BRACKET WILL BE MOUNTED TO USING MECHANICAL FASTENERS
- 3M SCHOTCAL 7725-197 LIGHT NAVY VINYL GRAPHICS.
- 2" X 2" X 1/8" ALUMINUM SQ TUBE SUPPORT PAINTED TO MATCH PMS 540C BLUE.

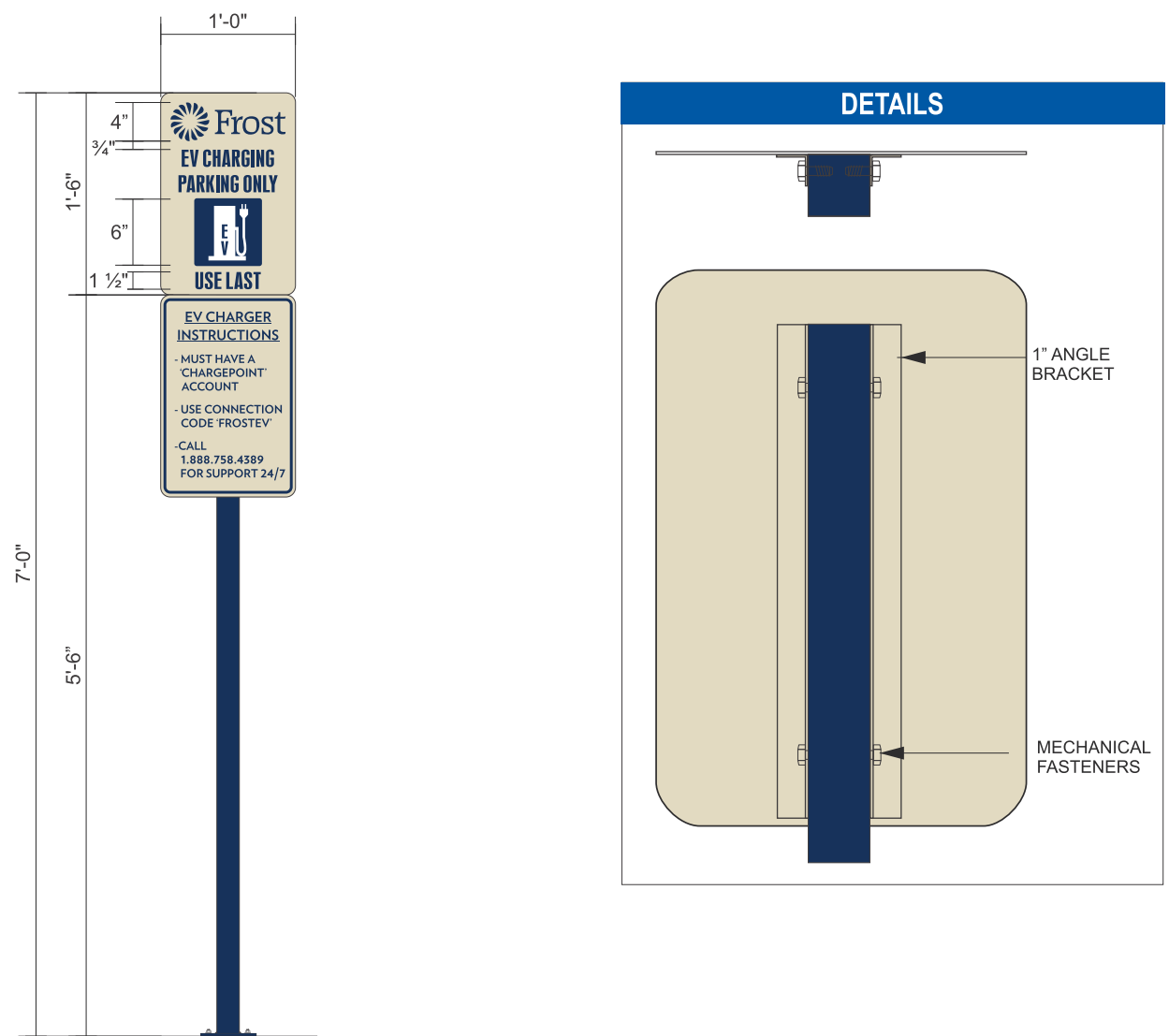
- V1 - VINYL- 3M SCOTCHCAL 7725-197 LIGHT NAVY
- P1 - PAINT TO MATCH PMS 540C - BLUE
- P2 - PAINT TO MATCH AKZO NOBEL 422A2



**LAS ENTRADAS**

<b>Project</b> Las Entradas	<b>Sales</b> Jamie Mitol	<b>Designer</b> GG	<b>Color Schedule</b>	<b>Date:</b> 4/15/2026
<b>Address</b> HWY 290 & Tillgang Pass Manor, TX 78653	<b>Approval</b> DATE:			<b>Glow Sign Group</b> Phone: (210) 664-4515 Email: info@glowsigngroup.com www.glowsigngroup.com
<b>Dwg #:</b> Art 26-031 R1				COLORS in this document are considered ONLY as a rough visual approximation of the actual specified material. Actual material specification takes precedence over any visual representation. Note: For proposed electrical signs, the sign is intended to be installed in accordance with the requirement of article 600 of the national electrical code and/or other applicable local codes which include proper grounding and bonding.
<b>Sheet #:</b> 25 of _				

X \_\_\_\_\_  
 (Art 26-031 Las Entradas Shopping Center MASTER SIGN PKG)



**F-013**

**PS.03 RESERVED EV PARKING SIGN - 1.5 SQUARE FEET**

**QTY: ONE (1) REQUIRED**

**Scale: 3/4" = 1'-0"**


**SPECIFICATIONS**

1. .080 ALUMINUM PANEL FINISHED IN AKO COLORMAP 422A2 BEIGE WILL BE MOUNTED TO 1" ANGLE USING STRUCTURAL ADHESIVE. BRACKET WILL BE MOUNTED TO USING MECHANICAL FASTENERS

2. 3M SCHOTCAL 7725-197 LIGHT NAVY VINYL GRAPHICS.

3. 2" X 2" X 1/8" ALUMINUM SQ TUBE SUPPORT PAINTED TO MATCH PMS 540C BLUE.

- V1 - VINYL- 3M SCOTCHCAL 7725-197 LIGHT NAVY
- P1 - PAINT TO MATCH PMS 540C - BLUE
- P2 - PAINT TO MATCH AKZO NOBEL 422A2



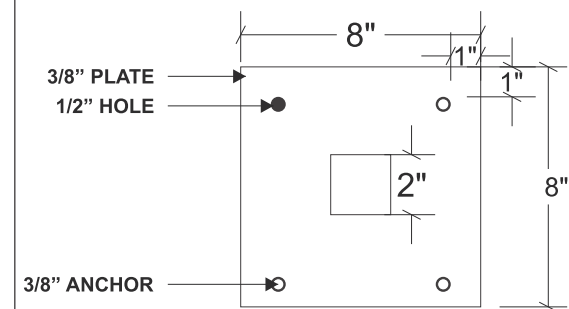
**F-014**

**PS.03 RESERVED EV PARKING SIGN - 1.5 SQUARE FEET**

**QTY: ONE (1) REQUIRED**

**Scale: 3/4" = 1'-0"**

**HARDSCAPE MOUNT DETAILS**



**LAS ENTRADAS**

**Project**

Las Entradas

**Address**

HWY 290 & Tillgang Pass  
Manor, TX 78653

**Dwg #:** Art 26-031 R1

**Sheet #:** 26 of \_

**Sales**

Jamie Mitol

**Approval**

DATE:

X \_\_\_\_\_  
(Art 26-031 Las Entradas Shopping Center MASTER SIGN PKG)

**Designer**

GG

**Color Schedule**

**Date:** 4/15/2026


**Glow Sign Group**

Phone: (210) 664-4515 Email: info@glowsigngroup.com  
www.glowsigngroup.com

COLORS in this document are considered ONLY as a rough visual approximation of the actual specified material. Actual material specification takes precedence over any visual representation. Note: For proposed electrical signs, the sign is intended to be installed in accordance with the requirement of article 600 of the national electrical code and/or other applicable local codes which include proper grounding and bonding.



**\*PRODUCTION HAS HIGH RES ART**



**F-015** **WC.01 WINDOW CLINGS - 1.5 SQUARE FEET**  
**QTY: FOUR (4) REQUIRED** **Scale: 1/2" = 1'-0"**

**SPECIFICATIONS**

1. DIGITALLY PRINTED WINDOW CLINGS MOUNTED TO THE FIRST SURFACE OF GLASS.

**\*GRAPHIC WILL REPLACE EXISTING "COMING SOON" GRAPHIC AFTER GRAND OPENING.**

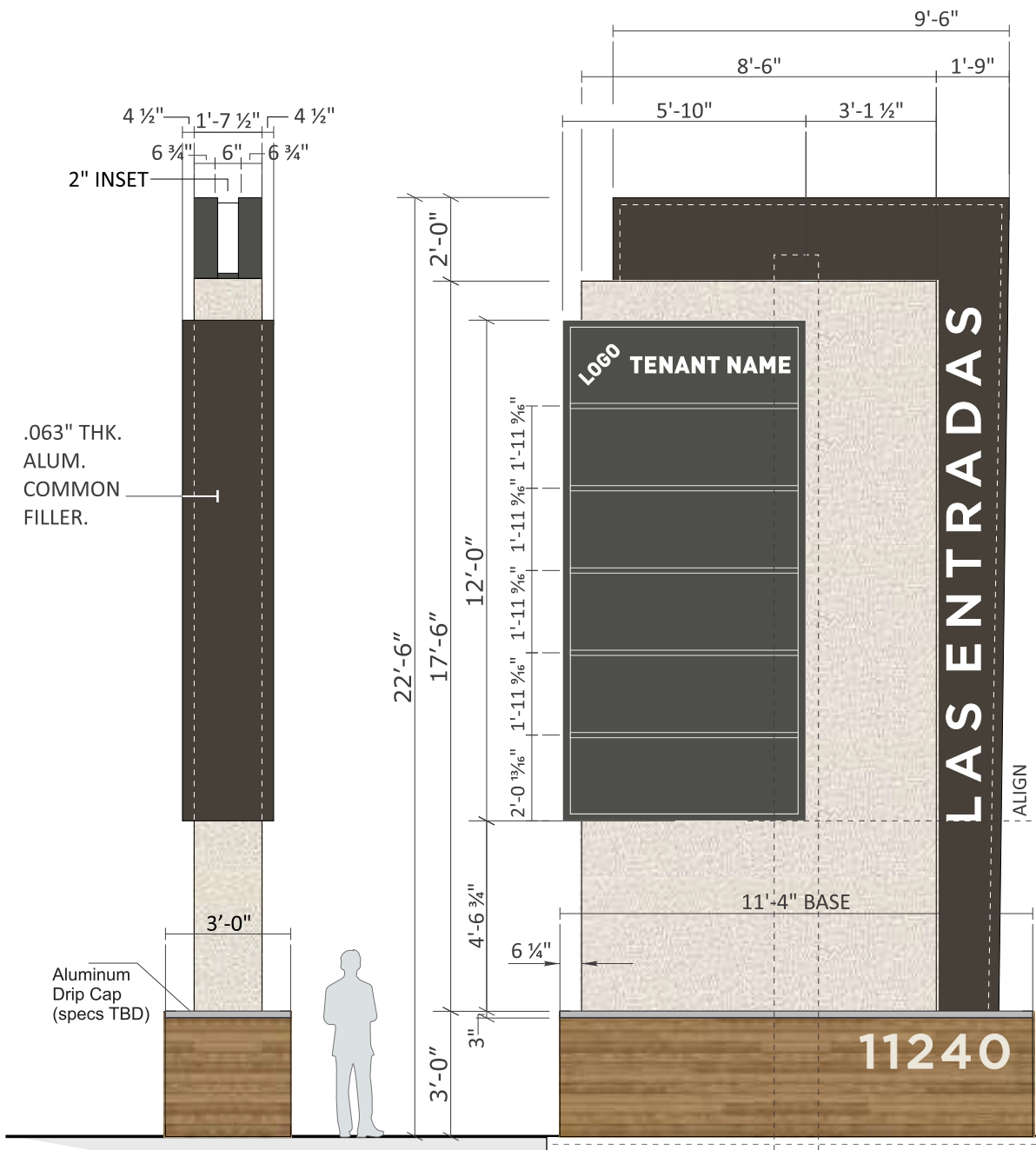
**\*GRAPHIC WILL BE REPLACED AFTER OPENING.**



**LAS ENTRADAS**

<b>Project</b> Las Entradas	<b>Sales</b> Jamie Mitol	<b>Designer</b> GG	<b>Color Schedule</b>	<b>Date:</b> 4/15/2026
<b>Address</b> HWY 290 & Tillgang Pass Manor, TX 78653	<b>Approval</b> DATE:			<b>Glow Sign Group</b> Phone: (210) 664-4515 Email: info@glowsigngroup.com www.glowsigngroup.com
<b>Dwg #:</b> Art 26-031 R1				COLORS in this document are considered ONLY as a rough visual approximation of the actual specified material. Actual material specification takes precedence over any visual representation. Note: For proposed electrical signs, the sign is intended to be installed in accordance with the requirement of article 600 of the national electrical code and/or other applicable local codes which include proper grounding and bonding.
<b>Sheet #:</b> 27 of _	X _____ (Art 26-031 Las Entradas Shopping Center MASTER SIGN PKG)			





**SCOPE OF WORK:**

FABRICATE AND INSTALL D/F INTERNALLY ILLUMINATED MULTI-TENANT PYLON

**1:** ANGLE FRAMED POLE COVERS CLAD IN ALUM. AND PAINTED **(P1)** AND **(P2)**. 5000K WHITE LEDS  
END VIEW TO HAVE WHITE ACRYLIC COVE RUNNING VERTICALLY UP POLE COVER ILLUMINATED W/

**2:** ROUTED OUT OF FACES AND BACKED W/ 1/2" PUSH THRU CLEAR ACRYLIC W/ 2ND SURFACE **(V1)** VINYL INTERNALLY ILLUMINATED W/ 5000K WHITE LEDS  
TENANT PANELS TO BE .177" THK. #7328 WHITE ACRYLIC WITH

**3:** TENANT PANEL CABINET W/ 2" RETAINERS 1.5" DIVIDER BARS PAINTED **(P1)**. FIRST SURFACE ORACAL #8800-080 BROWN DURANODIC VINYL OVERLAY WITH SHO-THRU WHITE NAME AND LOGO.  
CABINET INTERNALLY ILLUMINATED W/ 5000K WHITE LEDS. CABINET SHIPS LOOSE

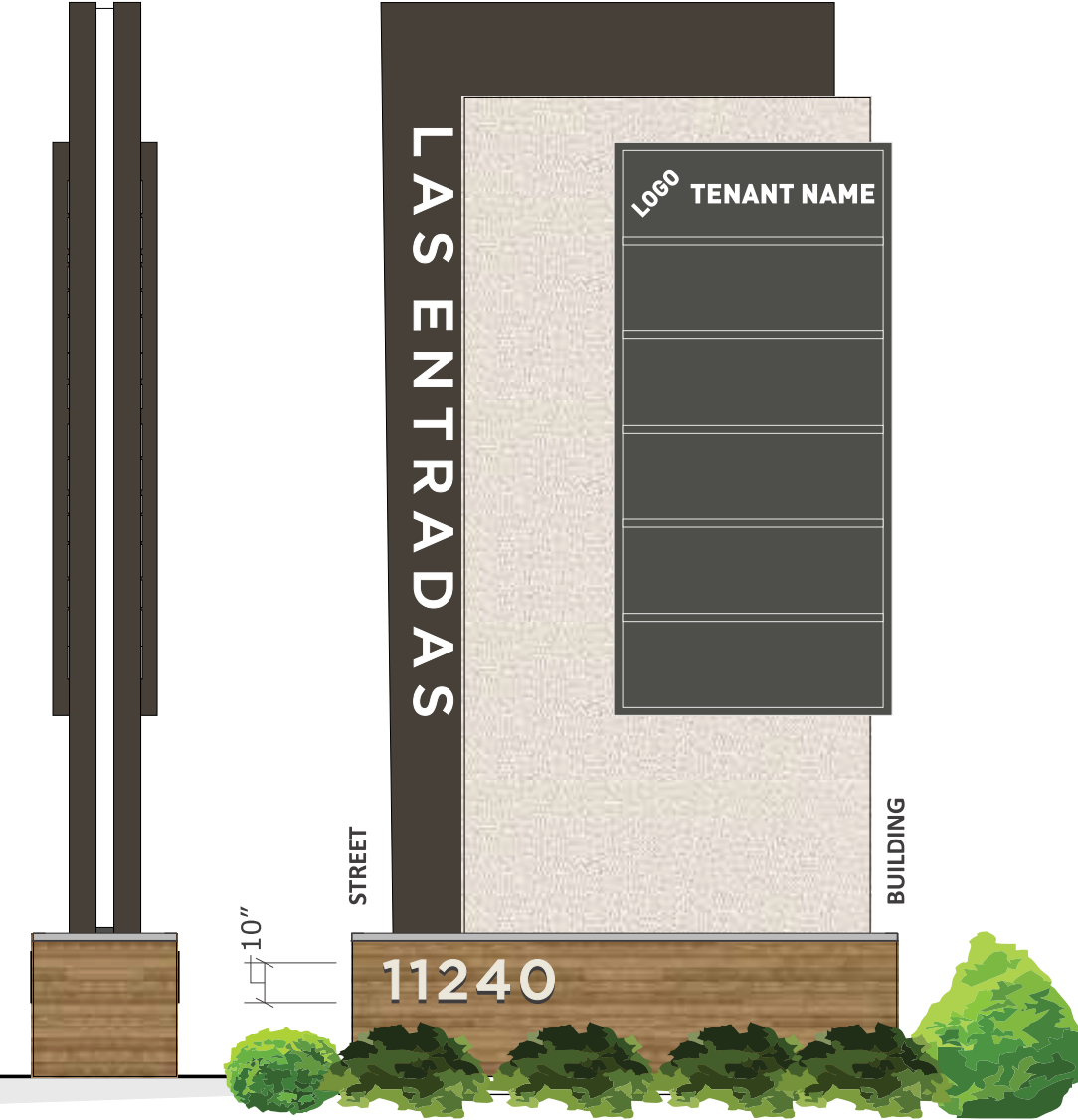
**4:** BASE FRAME with BELLARA METAL SIDING PANELS (MT-01) TO BE USED AS CLADDING FOR MONUMENT BASE. EXACT SPECS TBD

**5:** 1/4" THK. ACRYLIC FLAT CUT OUT ADDRESS NUMERALS PAINTED **(NON-TEXTURED P2/ VERIFY PROPER CONTRAST WITH BASE PRINT)** AND MOUNTED 3/4" OFF EACH FACE

OF BASE with SPACERS TO PREVENT CRUSHING.

**6:** .090" THK. ALUM. BRAKE FORMED CAP OVER BASE (SPEC'S TO FOLLOW).

**7:** PRIMARY ELECTRICAL CONNECTION by CUSTOMER'S ELECTRICIAN



**SH2-P SHOPS 2 D/F MULTI TENANT PYLON SIGN**

QTY: ONE(1)

Scale: 1/4" = 1'-0"

80.0 SQFT

• 150 SQUARE FEET OF ADJACENT LANDSCAPING REQUIRED.



<b>V1</b>	<b>P1</b>	<b>P2</b>	<b>Mt1</b>	<b>P2</b>	<b>V2</b>
ORACAL 60% DIFFUSER VINYL	DARK BROWN TO MATCH BUILDING TRIM/ FRAMING	TEXTURED FINISH TO MATCH STOREFRONT	BELLARA METAL SIDING PANELS - WARM ROSEWOOD (18-3271)	SW 7005 PURE WHITE	ORACAL 8800-080 BROWN DURANODIC

**Project**

Las Entradas

**Sales**

Jamie Mitol

**Designer**

GG

**Color Schedule**

**Date:** 4/15/2026

**Address**

HWY 290 & Tillgang Pass  
Manor, TX 78653

**Approval**

DATE:

Dwg #: Art 26-031 R1

Sheet #: 28 of \_

X \_\_\_\_\_  
(Art 26-031 Las Entradas Shopping Center MASTER SIGN PKG)

**Glow Sign Group**  
Phone: (210) 664-4515 Email: info@glowsigngroup.com  
www.glowsigngroup.com

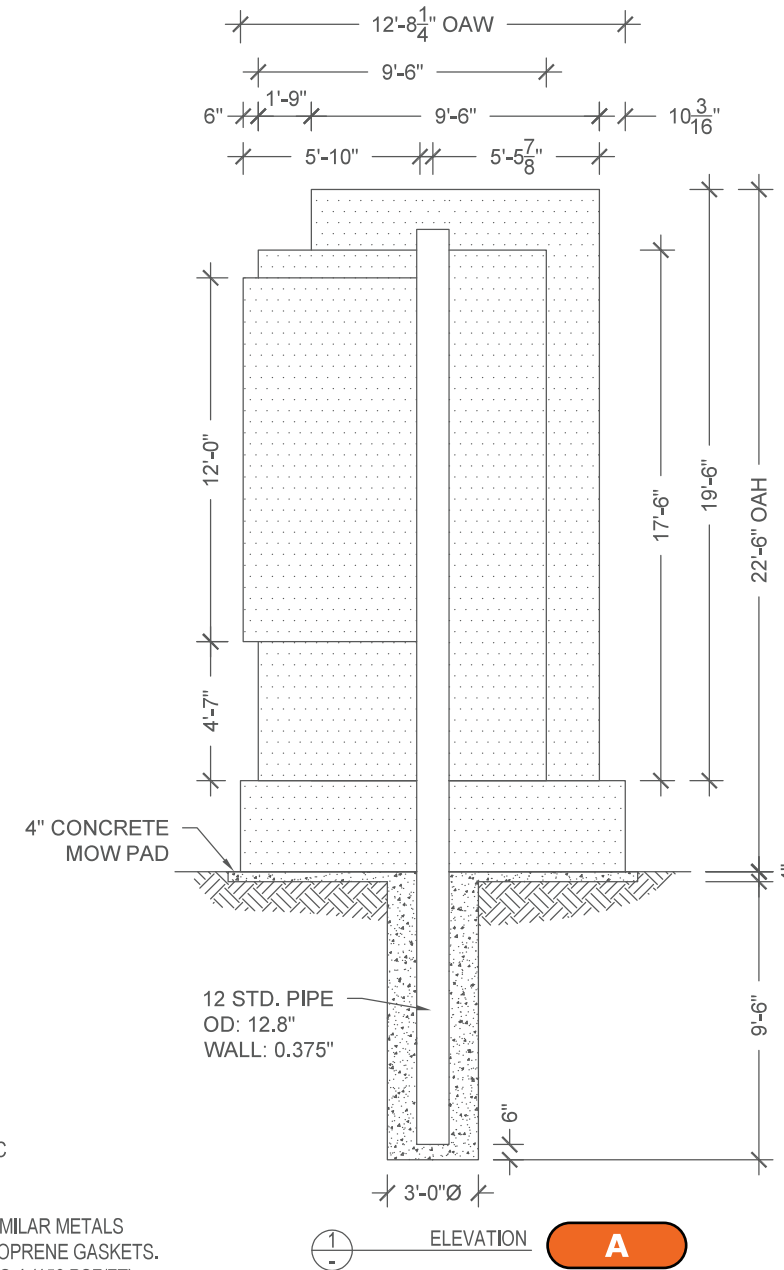
COLORS in this document are considered ONLY as a rough visual approximation of the actual specified material. Actual material specification takes precedence over any visual representation.  
Note: For proposed electrical signs, the sign is intended to be installed in accordance with the requirement of article 600 of the national electrical code and/or other applicable local codes which include proper grounding and bonding.



**LAS ENTRADAS**

PROJECT: LAS ENTRADAS - SIGN TYPE: MONUMENT SIGN - HIGHWAY 290, MANOR, TX  
PROJECT #: 47104  
CLIENT: COMET SIGNS

DATE: 8-6-2024  
ENGINEER: JD  
LAST REVISED:



**GENERAL NOTES**

- DESIGN CODE: IBC 2015
- DESIGN LOADS: ASCE 7-10
- WIND VELOCITY: 115 MPH EXPOSURE C
- CONCRETE 2500 PSI MIN.
- PIPE STEEL ASTM A53, Fy= 35 KSI MIN.
- PROVIDE PROTECTION AGAINST DISSIMILAR METALS USING ANTI-CORROSIVE PAINT OR NEOPRENE GASKETS.
- LATERAL SOIL BEARING PER IBC CLASS 4 (150 PSF/FT)
- ALL DIMENSIONS TO BE VERIFIED PRIOR TO FABRICATION.

**STAMPED  
ENGINEERING  
ON FILE**



WWW.ARTEKSIGN.COM | 512-748-4318

**LAS  
ENTRADAS**

**Project**

Las Entradas

**Address**

HWY 290 & Tillgang Pass  
Manor, TX 78653

Dwg #: Art 26-031 R1

Sheet #: 29 of \_

**Sales**

Jamie Mitol

**Approval**

DATE:

X \_\_\_\_\_  
(Art 26-031 Las Entradas Shopping Center MASTER SIGN PKG)

**Designer**

GG

**Color Schedule**

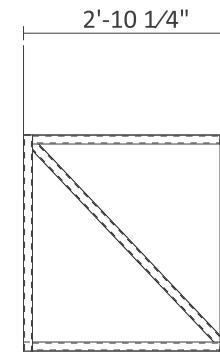
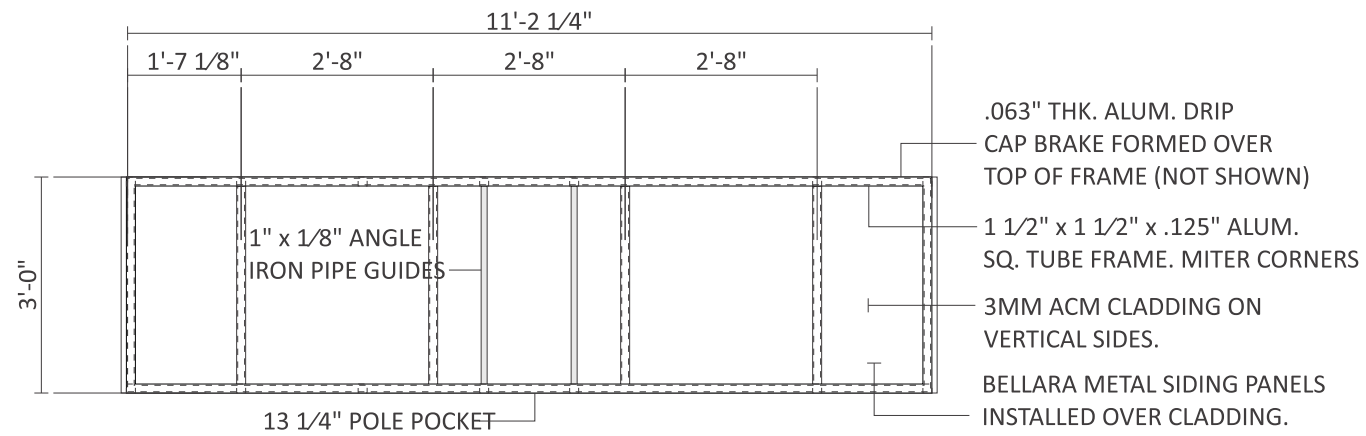
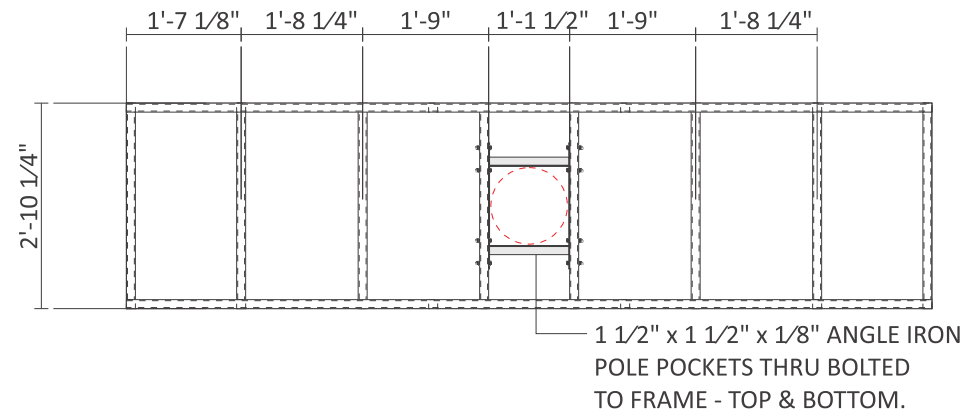
**Date: 4/15/2026**

**Glow Sign Group**

Phone: (210) 664-4515 Email: info@glowsigngroup.com  
www.glowsigngroup.com

COLORS in this document are considered ONLY as a rough visual approximation of the actual specified material. Actual material specification takes precedence over any visual representation.  
Note: For proposed electrical signs, the sign is intended to be installed in accordance with the requirement of article 600 of the national electrical code and/or other applicable local codes which include proper grounding and bonding.





**A**

**BASE FRAME DETAIL**

MFR. (1) AS SHOWN

3/8" = 1'-0"

**LAS  
ENTRADAS**

**Project**

Las Entradas

**Address**

HWY 290 & Tillgang Pass  
Manor, TX 78653

**Dwg #:** Art 26-031 R1

**Sheet #:** 30 of \_

**Sales**

Jamie Mitol

**Approval**

DATE:

X \_\_\_\_\_  
(Art 26-031 Las Entradas Shopping Center MASTER SIGN PKG)

**Designer**

GG

**Color Schedule**

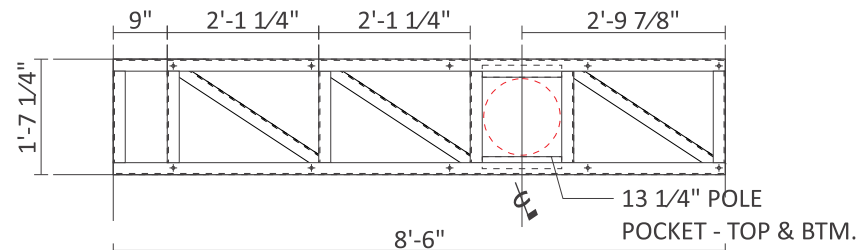
**Date:** 4/15/2026

**Glow Sign Group**

Phone: (210) 664-4515 Email: info@glowsigngroup.com  
www.glowsigngroup.com

COLORS in this document are considered ONLY as a rough visual approximation of the actual specified material. Actual material specification takes precedence over any visual representation. Note: For proposed electrical signs, the sign is intended to be installed in accordance with the requirement of article 600 of the national electrical code and/or other applicable local codes which include proper grounding and bonding.



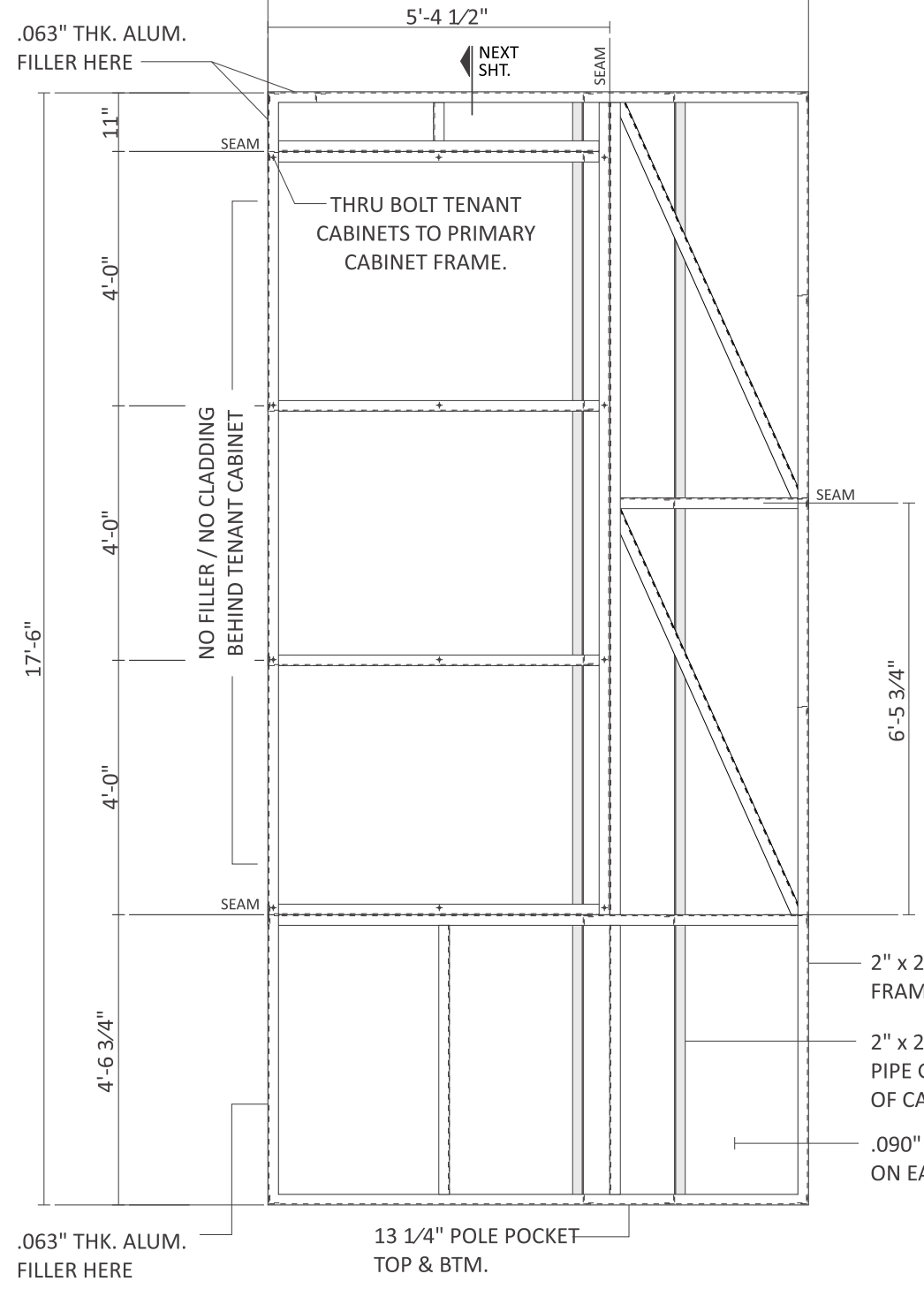
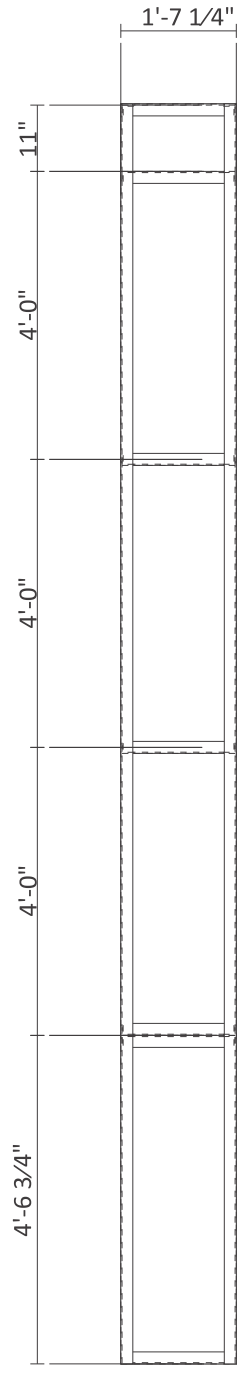


**A**

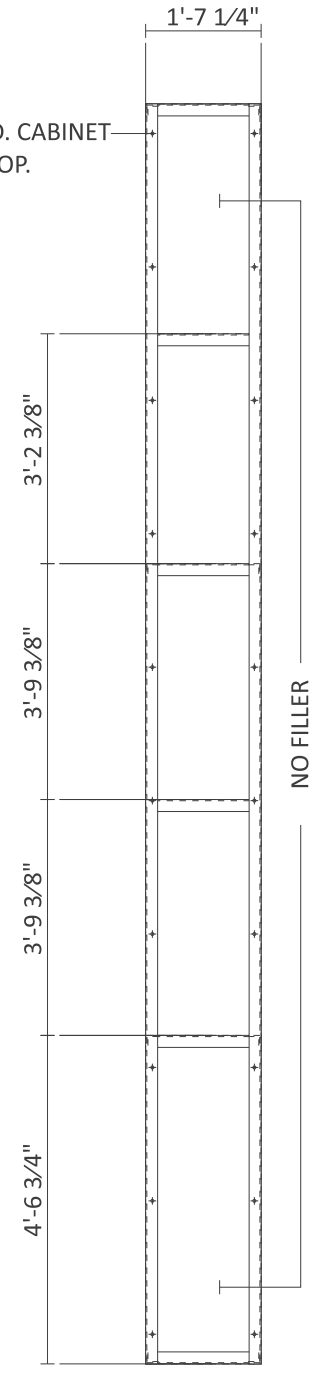
**PRIMARY CABINET FRAME DETAIL**

MFR. (1) AS SHOWN

3/8" = 1'-0"



THRU BOLT I.D. CABINET TO SIDE and TOP.



**LAS ENTRADAS**

**Project**

Las Entradas

**Address**

HWY 290 & Tillgang Pass  
 Manor, TX 78653

Dwg #: Art 26-031 R1

Sheet #: 31 of \_

**Sales**

Jamie Mitol

**Approval**

DATE:

X \_\_\_\_\_  
 (Art 26-031 Las Entradas Shopping Center MASTER SIGN PKG)

**Designer**

GG

**Color Schedule**

**Date: 4/15/2026**

**Glow Sign Group**

Phone: (210) 664-4515 Email: info@glowsigngroup.com  
 www.glowsigngroup.com

COLORS in this document are considered ONLY as a rough visual approximation of the actual specified material. Actual material specification takes precedence over any visual representation. Note: For proposed electrical signs, the sign is intended to be installed in accordance with the requirement of article 600 of the national electrical code and/or other applicable local codes which include proper grounding and bonding.



I.D. CABINET FRAME.  
SEE FOLLOWING SHEETS

THRU BOLT FRAMES TOGETHER  
with 3/8" DIA. MACH. BOLTS.

2" x 2" x 3/16" ANGLE IRON  
FRAME - MITER CORNERS.

.090" THK. ALUM. CLADDING.  
EPOXY TO FRAME.

EXCELLART MC FRAME.  
MITER and WELD CORNERS.

2" x .063" THK. ALUMINUM  
RETAINER - MITER CORNERS.

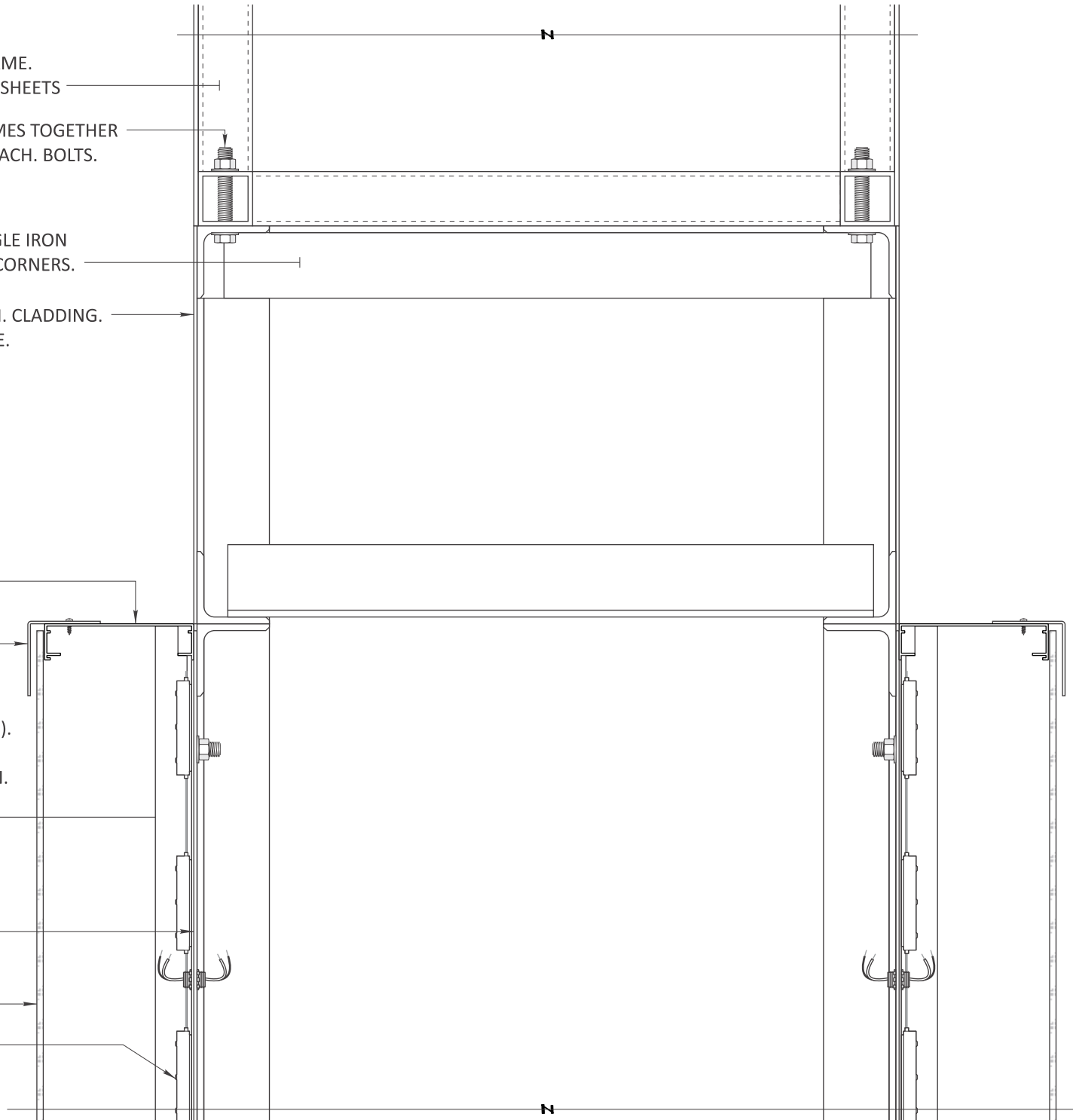
1 1/2" DIVIDERS (NOT SHOWN).  
NOTCH and WELD TRACK  
FLUSH TO FACE OF EXTRUSION.

1" x 2" x .125" ALUM. ANGLE  
STIFFENERS. NOTCH and  
WELD TO EXTRUSION.

.090" THK. ALUM. BACK.  
WELDED TO EXTRUSION.  
PAINT INTERIOR WHITE.

.177" THK. ACRYLIC FACES

PRINCIPAL STREET FIGHTER  
CHOICE WHITE LEDs.  
REMOTE POWER SUPPLIES



NOTE: SHIP TENANT CABINETS LOOSE.  
INSTALL IN FIELD.

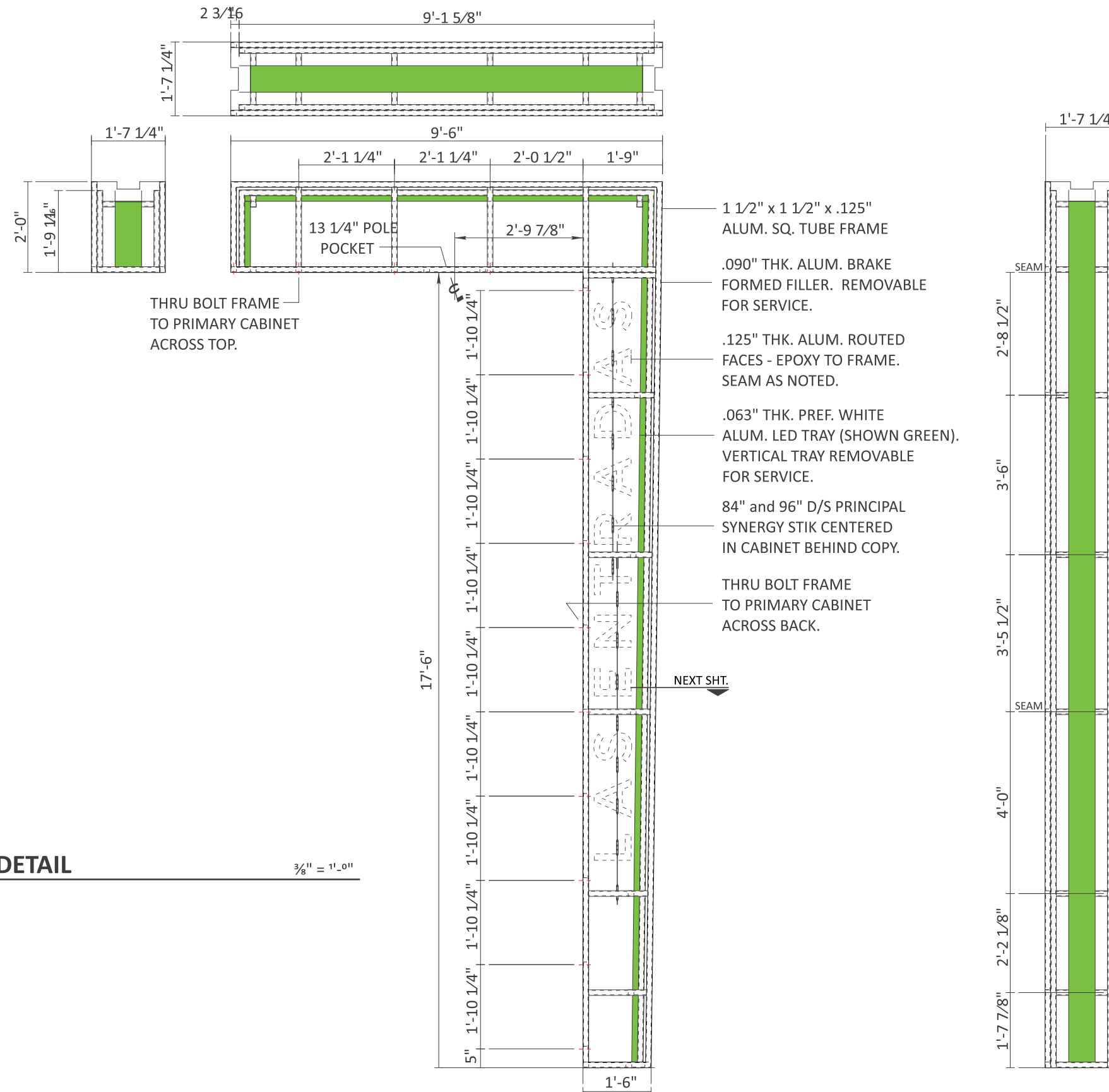
**A** SECTION (VERT.) 3" = 1'-0"



**LAS  
ENTRADAS**

<b>Project</b> Las Entradas	<b>Sales</b> Jamie Mitol	<b>Designer</b> GG	<b>Color Schedule</b>	<b>Date:</b> 4/15/2026
<b>Address</b> HWY 290 & Tillgang Pass Manor, TX 78653	<b>Approval</b> DATE:		Glow Sign Group Phone: (210) 664-4515 Email: info@glowsigngroup.com www.glowsigngroup.com	
<b>Dwg #:</b> Art 26-031 R1	X _____		COLORS in this document are considered ONLY as a rough visual approximation of the actual specified material. Actual material specification takes precedence over any visual representation. Note: For proposed electrical signs, the sign is intended to be installed in accordance with the requirement of article 600 of the national electrical code and/or other applicable local codes which include proper grounding and bonding.	
<b>Sheet #:</b> 32 of _	(Art 26-031 Las Entradas Shopping Center MASTER SIGN PKG)			





**A** I.D. CABINET FRAME DETAIL  
 MFR. (1) AS SHOWN  
 3/8" = 1'-0"



**LAS ENTRADAS**

**Project**  
Las Entradas

**Address**  
HWY 290 & Tillgang Pass  
Manor, TX 78653

**Dwg #:** Art 26-031 R1

**Sheet #:** 33 of \_

**Sales**  
Jamie Mitol

**Designer**  
GG

**Approval**  
DATE: \_\_\_\_\_

X \_\_\_\_\_  
(Art 26-031 Las Entradas Shopping Center MASTER SIGN PKG)

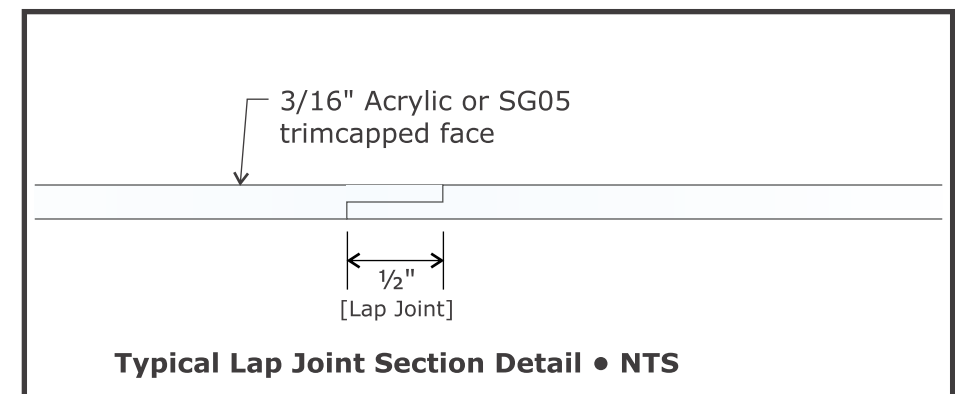
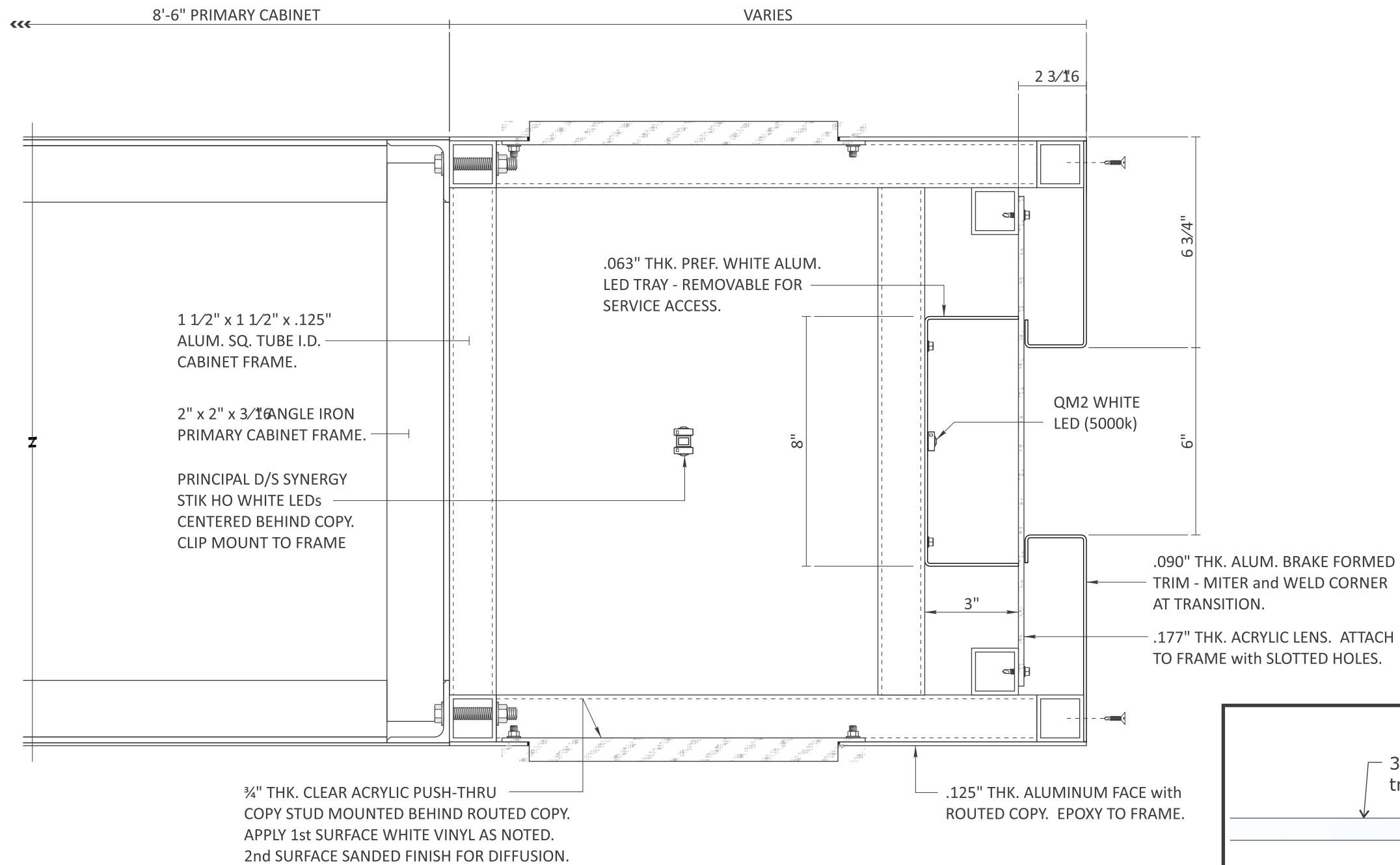
**Color Schedule**

**Date:** 4/15/2026

**Glow Sign Group**  
 Phone: (210) 664-4515 Email: info@glowsigngroup.com  
 www.glowsigngroup.com

COLORS in this document are considered ONLY as a rough visual approximation of the actual specified material. Actual material specification takes precedence over any visual representation. Note: For proposed electrical signs, the sign is intended to be installed in accordance with the requirement of article 600 of the national electrical code and/or other applicable local codes which include proper grounding and bonding.





**A** SECTION (HORIZ.) 3" = 1'-0"



**LAS ENTRADAS**

**Project**

Las Entradas

**Address**

HWY 290 & Tillgang Pass  
Manor, TX 78653

Dwg #: Art 26-031 R1

Sheet #: 34 of \_

**Sales**

Jamie Mitol

**Approval**

DATE:

X \_\_\_\_\_  
(Art 26-031 Las Entradas Shopping Center MASTER SIGN PKG)

**Designer**

GG

**Color Schedule**


**Date:** 4/15/2026

**Glow Sign Group**

Phone: (210) 664-4515 Email: info@glowsigngroup.com  
www.glowsigngroup.com

COLORS in this document are considered ONLY as a rough visual approximation of the actual specified material. Actual material specification takes precedence over any visual representation. Note: For proposed electrical signs, the sign is intended to be installed in accordance with the requirement of article 600 of the national electrical code and/or other applicable local codes which include proper grounding and bonding.





2x

**TENANT CABINETS**

Date	Module	Power Supply	Modules per Foot	Area
August 7, 2024 12:33 PM PDT	(216) Prism Synergy Spec 5000K	(3) Energizer Series Universal 100W (24V) Threaded	2.087	70.00 sq ft
Layout Type	Module Part Number	Power Supply Part Number	Row Spacing	Perimeter
Face Lit	PL-SY4-SP2-P (50)	P-OH100-24-EC-T	7.8 in	35.67 feet
Total Watts	Module SKU	Power Supply SKU	Can Depth	Max Modules per PS
191.81 watts	M-SYSP0-50	P-OH100-24-EC-T	4.00 in	108

A

**NOTICE: THIS LAYOUT IS ONLY AN ESTIMATE**

Channel letter depth, face color, materials, and thickness can vary, which may affect the number of modules required. To ensure accuracy, it is recommended that you test light in a darkened environment prior to installing or shipping to the site to ensure that the light output is commercially acceptable. Final material estimates are the responsibility of the sign manufacturer.

ALL LAYOUTS ARE BASED ON THE USE OF ACRYLIC FACES.

THESE DRAWINGS AND SPECIFICATIONS ARE THE CONFIDENTIAL PROPERTY OF PRINCIPAL SLOAN. ANY REPRODUCTION OR USE WITHOUT PRIOR WRITTEN CONSENT IS PROHIBITED.



**LAS  
ENTRADAS**

**Project**

Las Entradas

**Address**

HWY 290 & Tillgang Pass  
Manor, TX 78653

Dwg #: Art 26-031 R1

Sheet #: 35 of \_

**Sales**

Jamie Mitol

**Approval**

DATE:

X \_\_\_\_\_  
(Art 26-031 Las Entradas Shopping Center MASTER SIGN PKG)

**Designer**

GG

**Color Schedule**

**Date: 4/15/2026**

Glow Sign Group

Phone: (210) 664-4515 Email: info@glowsigngroup.com  
www.glowsigngroup.com

COLORS in this document are considered ONLY as a rough visual approximation of the actual specified material. Actual material specification takes precedence over any visual representation. Note: For proposed electrical signs, the sign is intended to be installed in accordance with the requirement of article 600 of the national electrical code and/or other applicable local codes which include proper grounding and bonding.





**ILLUMINATED FILLER PANEL**

**A**

Date	Module	Power Supply	Modules per Foot	Area
August 14, 2024 11:18 AM PDT	(88) Qwik Mod 2.5000K	(1) Energizer Series Universal 120W	3.043	14.63 sq ft
Layout Type	Module Part Number	Power Supply Part Number	Row Spacing	Perimeter
Face Lit	PL-QM2-NW150-P	P-OH120-12-EC	6.0 in	59.50 feet
Total Watts	Module SKU	Power Supply SKU	Can Depth	Max Modules per PS
68.64 watts	M-QMDX0-50	P-OH120-12-EC	3.00 in	150

**NOTICE: THIS LAYOUT IS ONLY AN ESTIMATE**

Channel letter depth, face color, materials, and thickness can vary, which may affect the number of modules required. To ensure accuracy, it is recommended that you test light in a darkened environment prior to installing or shipping to the site to ensure that the light output is commercially acceptable. Final material estimates are the responsibility of the sign manufacturer.

ALL LAYOUTS ARE BASED ON THE USE OF ACRYLIC FACES.

THESE DRAWINGS AND SPECIFICATIONS ARE THE CONFIDENTIAL PROPERTY OF PRINCIPAL SLOAN. ANY REPRODUCTION OR USE WITHOUT PRIOR WRITTEN CONSENT IS PROHIBITED.



**LAS  
ENTRADAS**

**Project**

Las Entradas

**Address**

HWY 290 & Tillgang Pass  
Manor, TX 78653

**Dwg #:** Art 26-031 R1

**Sheet #:** 36 of \_

**Sales**

Jamie Mitol

**Approval**

DATE:

X \_\_\_\_\_  
(Art 26-031 Las Entradas Shopping Center MASTER SIGN PKG)

**Designer**

GG

**Color Schedule**

**Date:** 4/15/2026

Glow Sign Group

Phone: (210) 664-4515 Email: info@glowsigngroup.com  
www.glowsigngroup.com

COLORS in this document are considered ONLY as a rough visual approximation of the actual specified material. Actual material specification takes precedence over any visual representation. Note: For proposed electrical signs, the sign is intended to be installed in accordance with the requirement of article 600 of the national electrical code and/or other applicable local codes which include proper grounding and bonding.

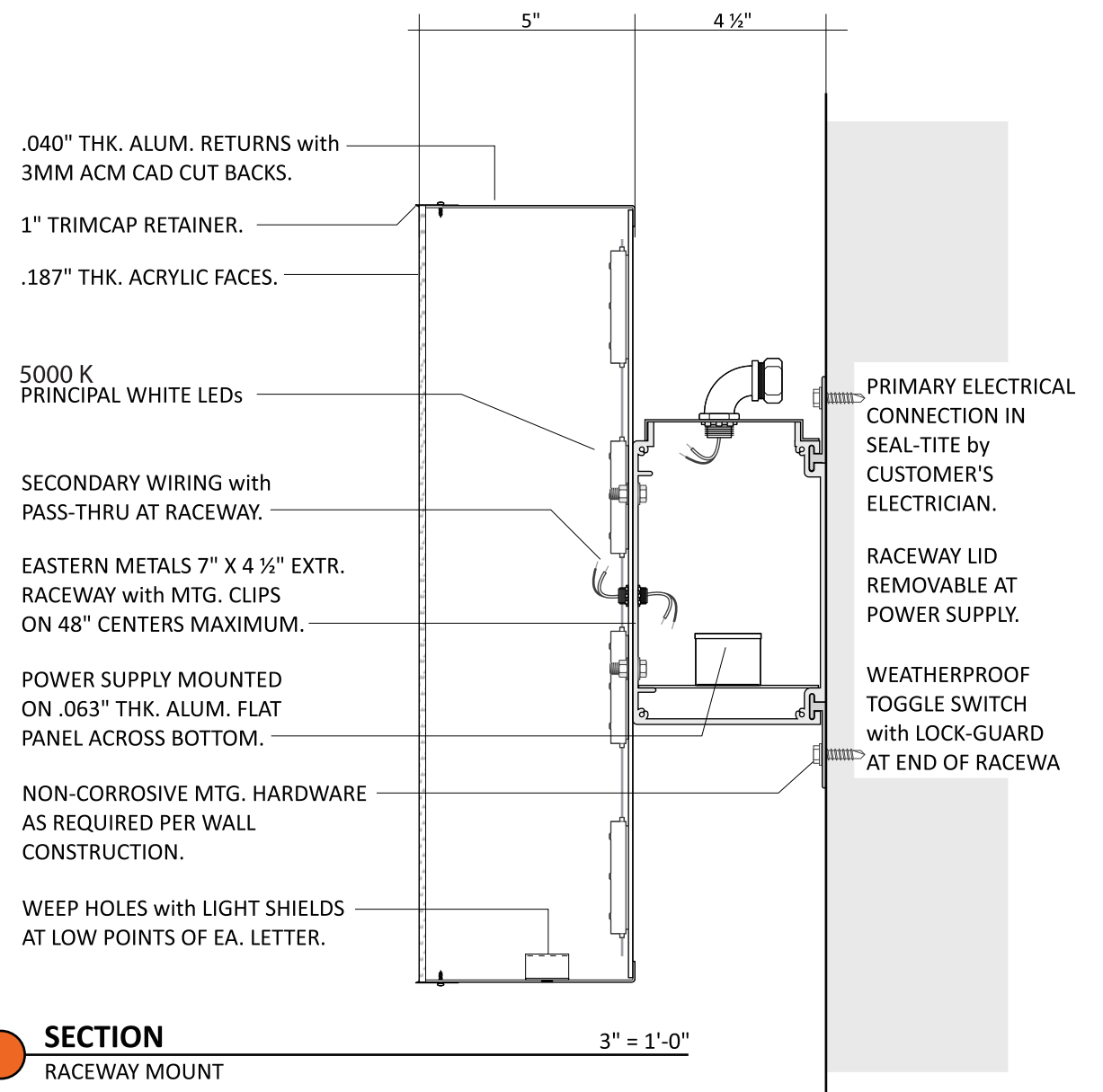


ALLOWABLE SQUARE FOOTAGE - 2 X THE LENGTH OF EACH TENANT SPACE.



• ILLUMINATED LOGO TO BE ALLOWED: SIZE RESTRICTIONS LOGO CAN BE 75% LARGER THAN LARGEST LETTER IN WORD MARK.

**SH1** SIGN DETAIL SQ. FT. = 48  
SCALE: 3/8" = 1' QTY=( )



**SH1** SECTION 3" = 1'-0"  
RACEWAY MOUNT



**LAS  
ENTRADAS**

**Project**

Las Entradas

**Address**

HWY 290 & Tillgang Pass  
Manor, TX 78653

Dwg #: Art 26-031 R1

Sheet #: 37 of \_

**Sales**

Jamie Mitol

**Approval**

DATE:

X \_\_\_\_\_  
(Art 26-031 Las Entradas Shopping Center MASTER SIGN PKG)

**Designer**

GG

**Color Schedule**

**Date:** 4/15/2026

**Glow Sign Group**

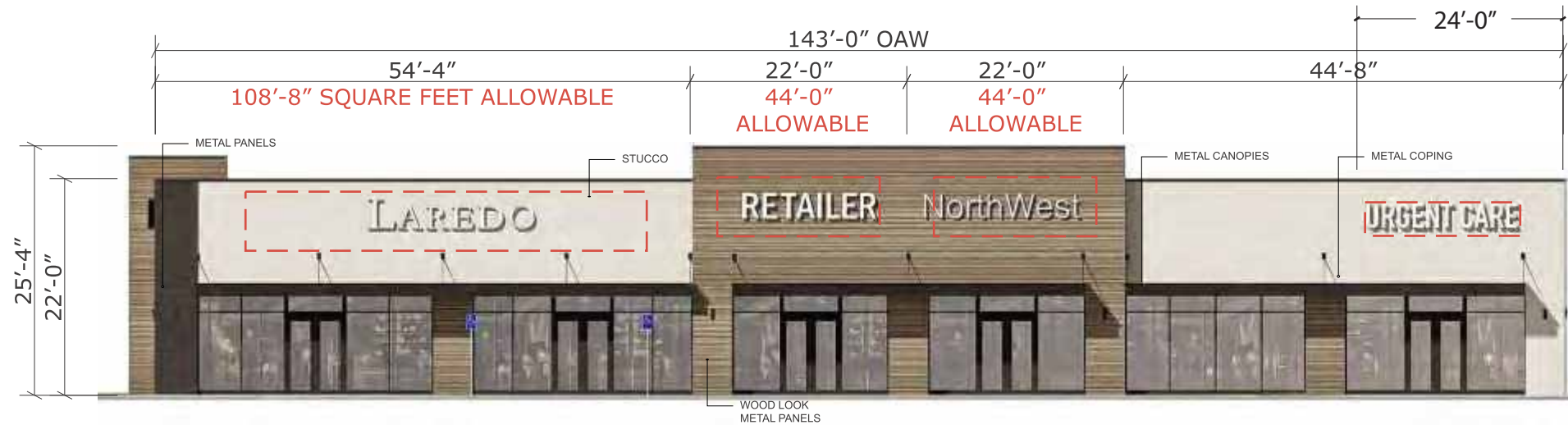
Phone: (210) 664-4515 Email: info@glowsigngroup.com  
www.glowsigngroup.com

COLORS in this document are considered ONLY as a rough visual approximation of the actual specified material. Actual material specification takes precedence over any visual representation. Note: For proposed electrical signs, the sign is intended to be installed in accordance with the requirement of article 600 of the national electrical code and/or other applicable local codes which include proper grounding and bonding.



ALLOWABLE SQUARE FOOTAGE - 2 X THE LENGTH OF EACH TENANT SPACE.

50'-0" SQUARE FEET ALLOWABLE



**SH1**

**SHOPS 1 SOUTH ELEVATION - RACEWAY-MOUNTED FACE-LIT CHANNEL LETTERS**

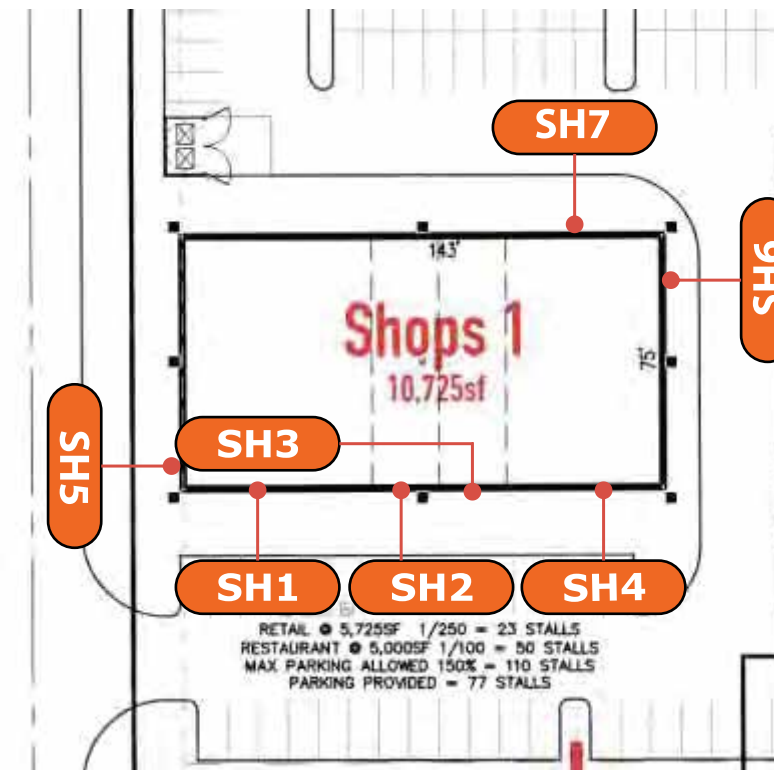
Scale: 1/16" = 1'-0"

QTY: FOUR (4) SETS.

**SCOPE OF WORK:**

MANUFACTURE AND INSTALL:

- NEW 5" DEEP ILLUMINATED CHANNEL LETTERS WITH .040" THICK ALUMINUM RETURNS, ACM BACKS PAINTED TO MATCH BRAND GUIDELINES.
- WHITE ACRYLIC FACES WITH 1" WIDE TRIMCAP PAINTED TO MATCH FACES AND RETURNS
- WHITE LED ILLUMINATION.
- EXTRUDED ALUMINUM RACEWAY-MOUNTED TO SIGN BAND. RACEWAY PAINTED TO MATCH FASCIA.



**LAS ENTRADAS**

**Project**

Las Entradas

**Address**

HWY 290 & Tillgang Pass  
Manor, TX 78653

Dwg #: Art 26-031 R1

Sheet #: 38 of \_

**Sales**

Jamie Mitol

**Approval**

DATE:

X \_\_\_\_\_  
(Art 26-031 Las Entradas Shopping Center MASTER SIGN PKG)

**Designer**

GG

**Color Schedule**

Date: 4/15/2026

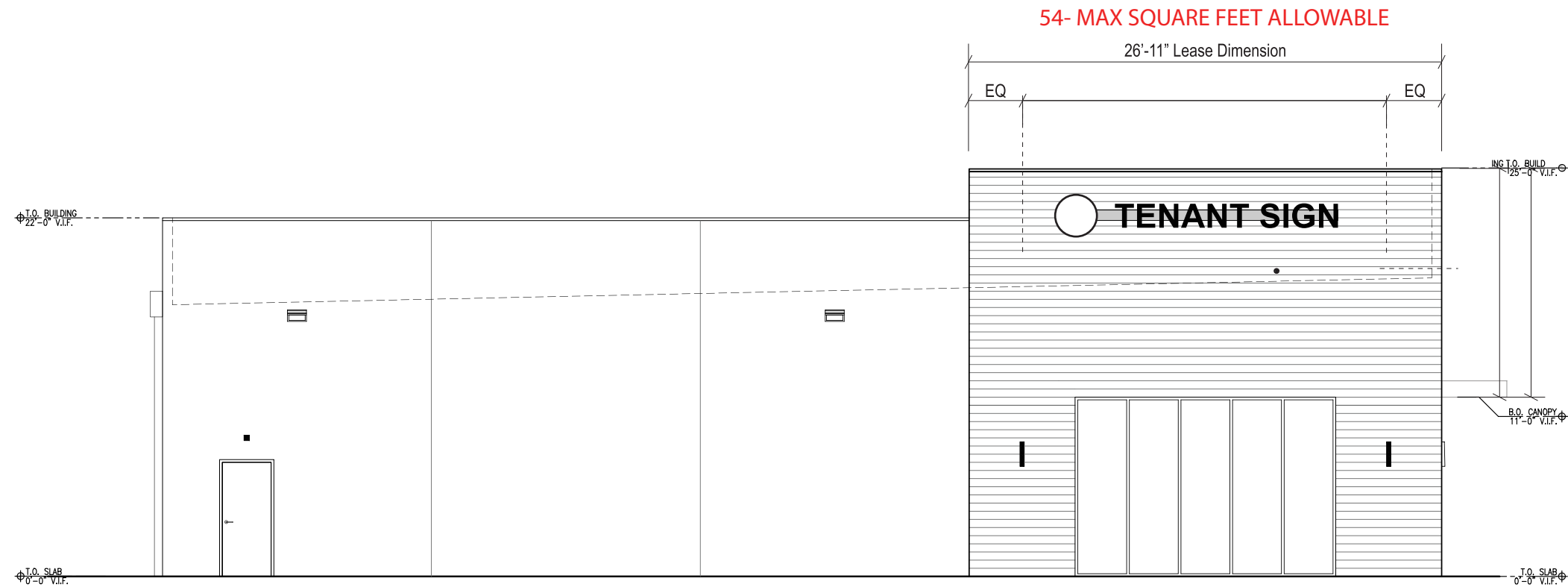
Glow Sign Group

Phone: (210) 664-4515 Email: info@glowsigngroup.com  
www.glowsigngroup.com

COLORS in this document are considered ONLY as a rough visual approximation of the actual specified material. Actual material specification takes precedence over any visual representation. Note: For proposed electrical signs, the sign is intended to be installed in accordance with the requirement of article 600 of the national electrical code and/or other applicable local codes which include proper grounding and bonding.



**ALLOWABLE SQUARE FOOTAGE- 2X THE LENGTH OF EACH TENANT SPACE**



**SH5** Side Elevation (West)  
Scale: 1/8" = 1'-0"



**LAS  
ENTRADAS**

**Project**

Las Entradas

**Address**

HWY 290 & Tillgang Pass  
Manor, TX 78653

Dwg #: Art 26-031 R1

Sheet #: 39 of \_

**Sales**

Jamie Mitol

**Approval**

DATE:

X \_\_\_\_\_  
(Art 26-031 Las Entradas Shopping Center MASTER SIGN PKG)

**Designer**

GG

**Color Schedule**

**Date: 4/15/2026**

**Glow Sign Group**

Phone: (210) 664-4515 Email: info@glowsigngroup.com  
www.glowsigngroup.com

COLORS in this document are considered ONLY as a rough visual approximation of the actual specified material. Actual material specification takes precedence over any visual representation. Note: For proposed electrical signs, the sign is intended to be installed in accordance with the requirement of article 600 of the national electrical code and/or other applicable local codes which include proper grounding and bonding.



## 4. DEVIATIONS REQUESTED

### 4.1 CHUY'S (SH6, SH7)

Chuy's is a unique, destination-oriented tenant with highly distinctive branding. The following deviations are requested to accommodate its established brand standards:

#### a. Projecting Signs (Blade-Type Variations)

Projecting signs shall be permitted with customized shapes, materials, and design elements that may deviate from standard blade sign configurations, provided minimum clearance and projection safety requirements are met.

#### b. Primary Illumination Methods

LED faux neon, internal illumination, and halo-lit elements shall be permitted as primary illumination methods, in lieu of strictly external illumination standards, subject to compliance with applicable brightness and glare limitations.

#### c. Brand-Specific Colors and Materials

Use of bold, non-neutral, and highly saturated colors, as well as unconventional materials consistent with Chuy's branding, shall be permitted.

#### d. Building Tenant Signs

Signs on elevation pages for SH6 and SH7 are allowed to have non-standard channel letter signs or blade signs.

#### e. Building Tenant Signs

Signs on elevation pages for SH4 facing hwy 290 are required to follow the standard channel letter specifications that all other tenants are following.

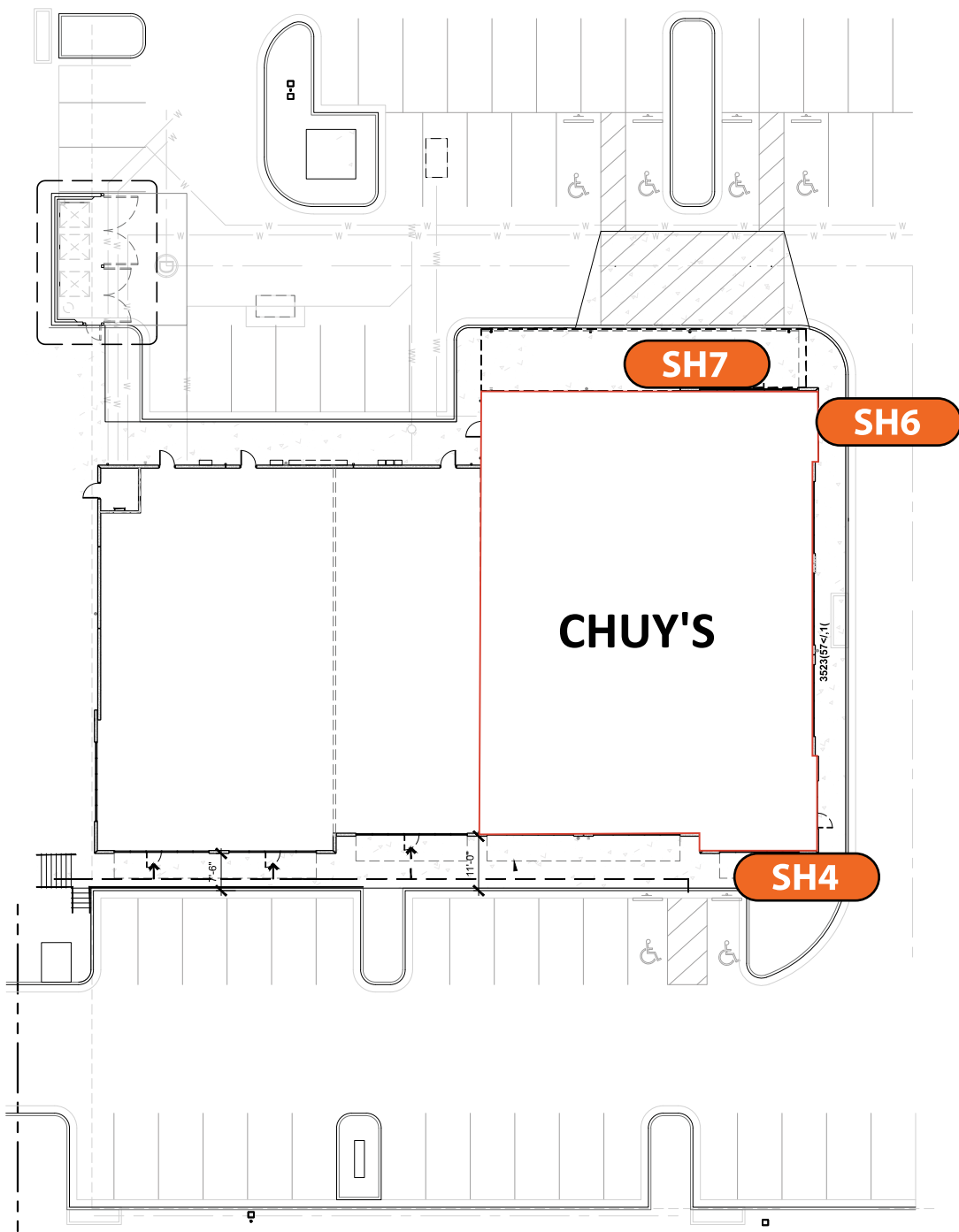


<h1>LAS ENTRADAS</h1>	<b>Project</b>	<b>Sales</b>	<b>Designer</b>	<b>Color Schedule</b>	<b>Date: 4/15/2026</b>
	Las Entradas	Jamie Mitol	GG		Glow Sign Group Phone: (210) 664-4515 Email: info@glowsigngroup.com www.glowsigngroup.com
	<b>Address</b>	<b>Approval</b>			
	HWY 290 & Tillgang Pass Manor, TX 78653	DATE: _____			
	<b>Dwg #:</b> Art 26-031 R1	X _____ (Art 26-031 Las Entradas Shopping Center MASTER SIGN PKG)			
<b>Sheet #:</b> 40 of _					



COLORS in this document are considered ONLY as a rough visual approximation of the actual specified material. Actual material specification takes precedence over any visual representation. Note: For proposed electrical signs, the sign is intended to be installed in accordance with the requirement of article 600 of the national electrical code and/or other applicable local codes which include proper grounding and bonding.

# SITE PLAN



**LAS  
ENTRADAS**

**Project**

Las Entradas

**Address**

HWY 290 & Tillgang Pass  
Manor, TX 78653

**Dwg #:** Art 26-031 R1

**Sheet #:** 41 of \_

**Sales**

Jamie Mitol

**Approval**

DATE:

X \_\_\_\_\_  
(Art 26-031 Las Entradas Shopping Center MASTER SIGN PKG)

**Designer**

GG

**Color Schedule**

**Date:** 4/15/2026

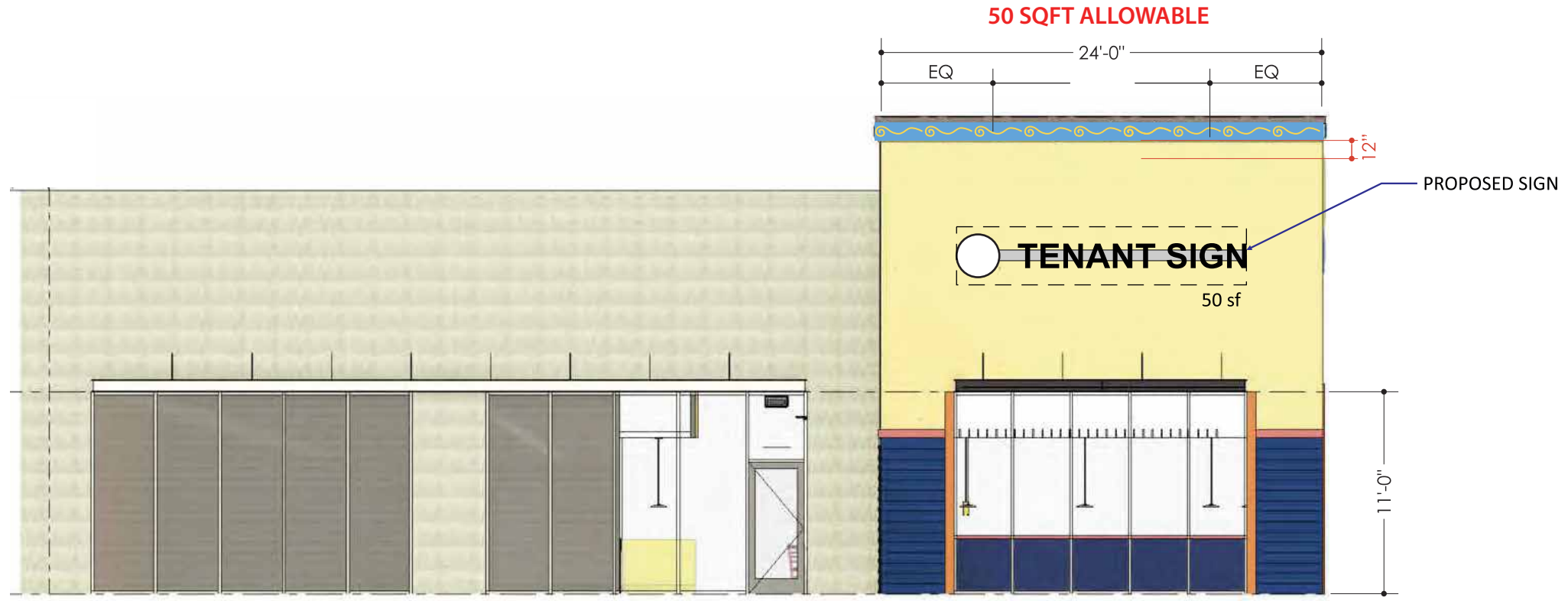
**Glow Sign Group**

Phone: (210) 664-4515 Email: info@glowsigngroup.com  
www.glowsigngroup.com

COLORS in this document are considered ONLY as a rough visual approximation of the actual specified material. Actual material specification takes precedence over any visual representation. Note: For proposed electrical signs, the sign is intended to be installed in accordance with the requirement of article 600 of the national electrical code and/or other applicable local codes which include proper grounding and bonding.



**ALLOWABLE SQUARE FOOTAGE- 2X THE LENGTH OF EACH TENANT SPACE**



**SOUTH ELEVATION**

Scale: 1/8" = 1'

Measurements based on architectural plans provided.  
Measurements to be field verified.

**SH4**



• SIGNS ON ELEVATION PAGES FOR SH4 FACING HWY 290 ARE REQUIRED TO FOLLOW THE STANDARD CHANNEL LETTER SPECIFICATIONS THAT ALL OTHER TENANTS ARE FOLLOWING.



**LAS  
ENTRADAS**

**Project**

Las Entradas

**Address**

HWY 290 & Tillgang Pass  
Manor, TX 78653

Dwg #: Art 26-031 R1

Sheet #: 44 of \_

**Sales**

Jamie Mitol

**Approval**

DATE:

X \_\_\_\_\_  
(Art 26-031 Las Entradas Shopping Center MASTER SIGN PKG)

**Designer**

GG

**Color Schedule**

**Date: 4/15/2026**


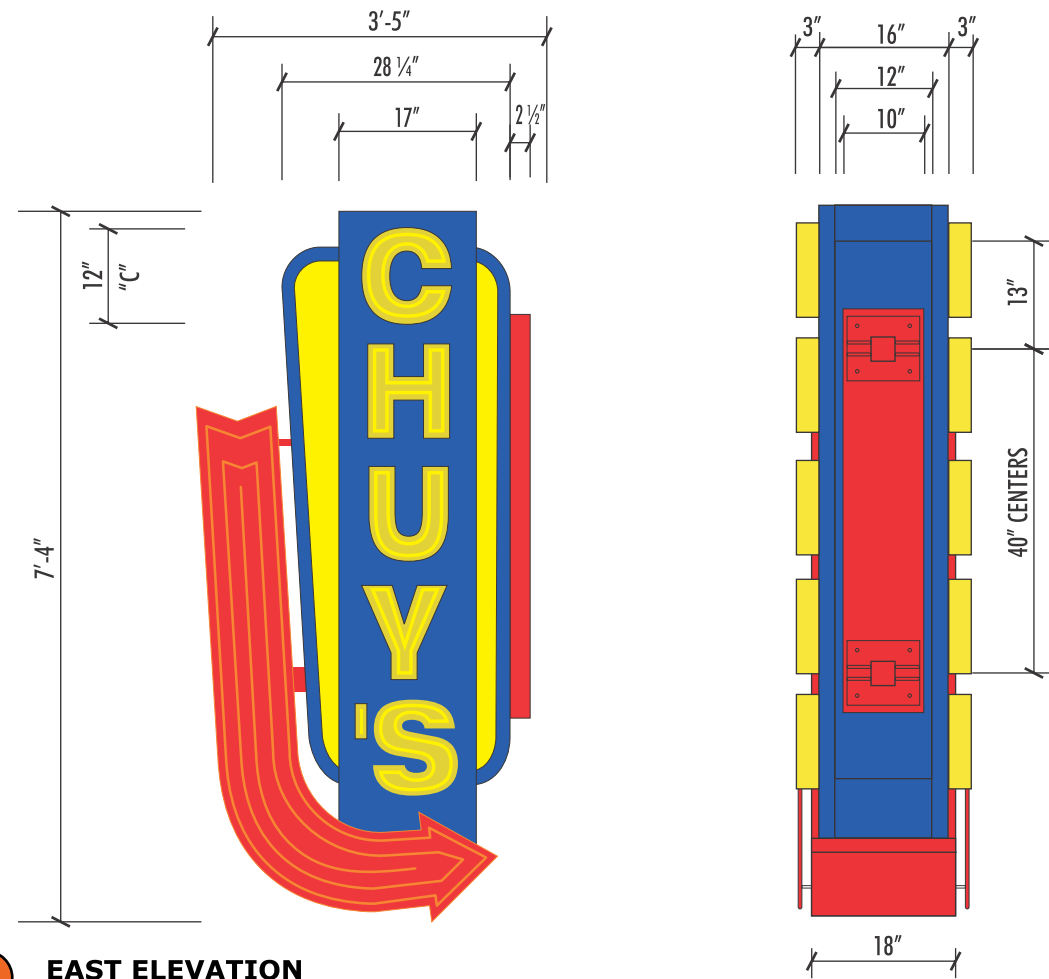
**Glow Sign Group**

Phone: (210) 664-4515 Email: info@glowsigngroup.com  
www.glowsigngroup.com

COLORS in this document are considered ONLY as a rough visual approximation of the actual specified material. Actual material specification takes precedence over any visual representation. Note: For proposed electrical signs, the sign is intended to be installed in accordance with the requirement of article 600 of the national electrical code and/or other applicable local codes which include proper grounding and bonding.



ALLOWABLE SQUARE FOOTAGE - 2 X THE LENGTH OF EACH TENANT SPACE.



**SH6** EAST ELEVATION  
**Wall Sign**  
**Utilized Square Footage: 25.5 SF**  
**Scale: 1/2"=1'**

**ILLUMINATION VIEW**

• SIGNS ON ELEVATION PAGES FOR SH6 AND SH7 ARE ALLOWED TO HAVE NON-STANDARD CHANNEL LETTER SIGNS OR BLADE SIGNS.

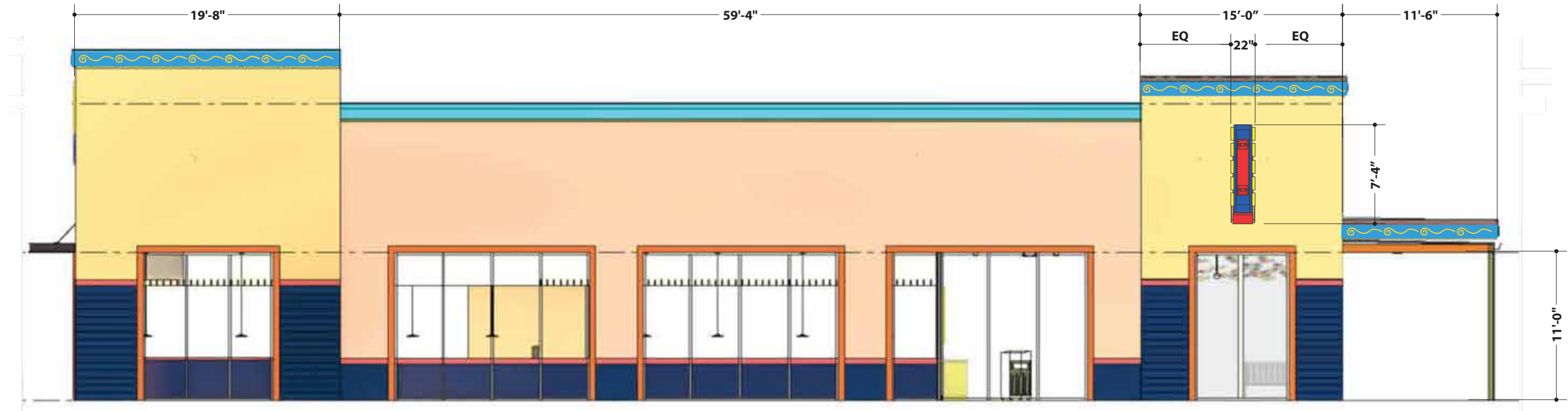


**LAS ENTRADAS**

<b>Project</b> Las Entradas	<b>Sales</b> Jamie Mitol	<b>Designer</b> GG	<b>Color Schedule</b>	<b>Date:</b> 4/15/2026
<b>Address</b> HWY 290 & Tillgang Pass Manor, TX 78653	<b>Approval</b> DATE:			<b>Glow Sign Group</b> Phone: (210) 664-4515 Email: info@glowsigngroup.com www.glowsigngroup.com
<b>Dwg #:</b> Art 26-031 R1	X			COLORS in this document are considered ONLY as a rough visual approximation of the actual specified material. Actual material specification takes precedence over any visual representation. Note: For proposed electrical signs, the sign is intended to be installed in accordance with the requirement of article 600 of the national electrical code and/or other applicable local codes which include proper grounding and bonding.
<b>Sheet #:</b> 42 of _	(Art 26-031 Las Entradas Shopping Center MASTER SIGN PKG)			



ALLOWABLE SQUARE FOOTAGE - 2 X THE LENGTH OF EACH TENANT SPACE.



**SH6** EAST ELEVATION

Scale: 1/8" = 1'

Measurements based on architectural plans provided.  
Measurements to be field verified.



**LAS  
ENTRADAS**

**Project**

Las Entradas

**Address**

HWY 290 & Tillgang Pass  
Manor, TX 78653

**Dwg #:** Art 26-031 R1

**Sheet #:** 42 of \_

**Sales**

Jamie Mitol

**Approval**

DATE:

X \_\_\_\_\_  
(Art 26-031 Las Entradas Shopping Center MASTER SIGN PKG)

**Designer**

GG

**Color Schedule**

**Date:** 4/15/2026

**Glow Sign Group**

Phone: (210) 664-4515 Email: info@glowsigngroup.com  
www.glowsigngroup.com

COLORS in this document are considered ONLY as a rough visual approximation of the actual specified material. Actual material specification takes precedence over any visual representation. Note: For proposed electrical signs, the sign is intended to be installed in accordance with the requirement of article 600 of the national electrical code and/or other applicable local codes which include proper grounding and bonding.



ALLOWABLE SQUARE FOOTAGE - 2 X THE LENGTH OF EACH TENANT SPACE.



Scale: 1/8" = 1'

**SH7 NORTH ELEVATION**

Measurements based on architectural plans provided.  
Measurements to be field verified.

• SIGNS ON ELEVATION PAGES FOR SH6 AND SH7 ARE ALLOWED TO HAVE NON-STANDARD CHANNEL LETTER SIGNS OR BLADE SIGNS.



**LAS ENTRADAS**

<b>Project</b> Las Entradas	<b>Sales</b> Jamie Mitol	<b>Designer</b> GG	<b>Color Schedule</b>	<b>Date:</b> 4/15/2026
<b>Address</b> HWY 290 & Tillgang Pass Manor, TX 78653	<b>Approval</b> DATE:			<b>Glow Sign Group</b> Phone: (210) 664-4515 Email: info@glowsigngroup.com www.glowsigngroup.com
<b>Dwg #:</b> Art 26-031 R1				<p>COLORS in this document are considered ONLY as a rough visual approximation of the actual specified material. Actual material specification takes precedence over any visual representation. Note: For proposed electrical signs, the sign is intended to be installed in accordance with the requirement of article 600 of the national electrical code and/or other applicable local codes which include proper grounding and bonding.</p>
<b>Sheet #:</b> 43 of _	X			

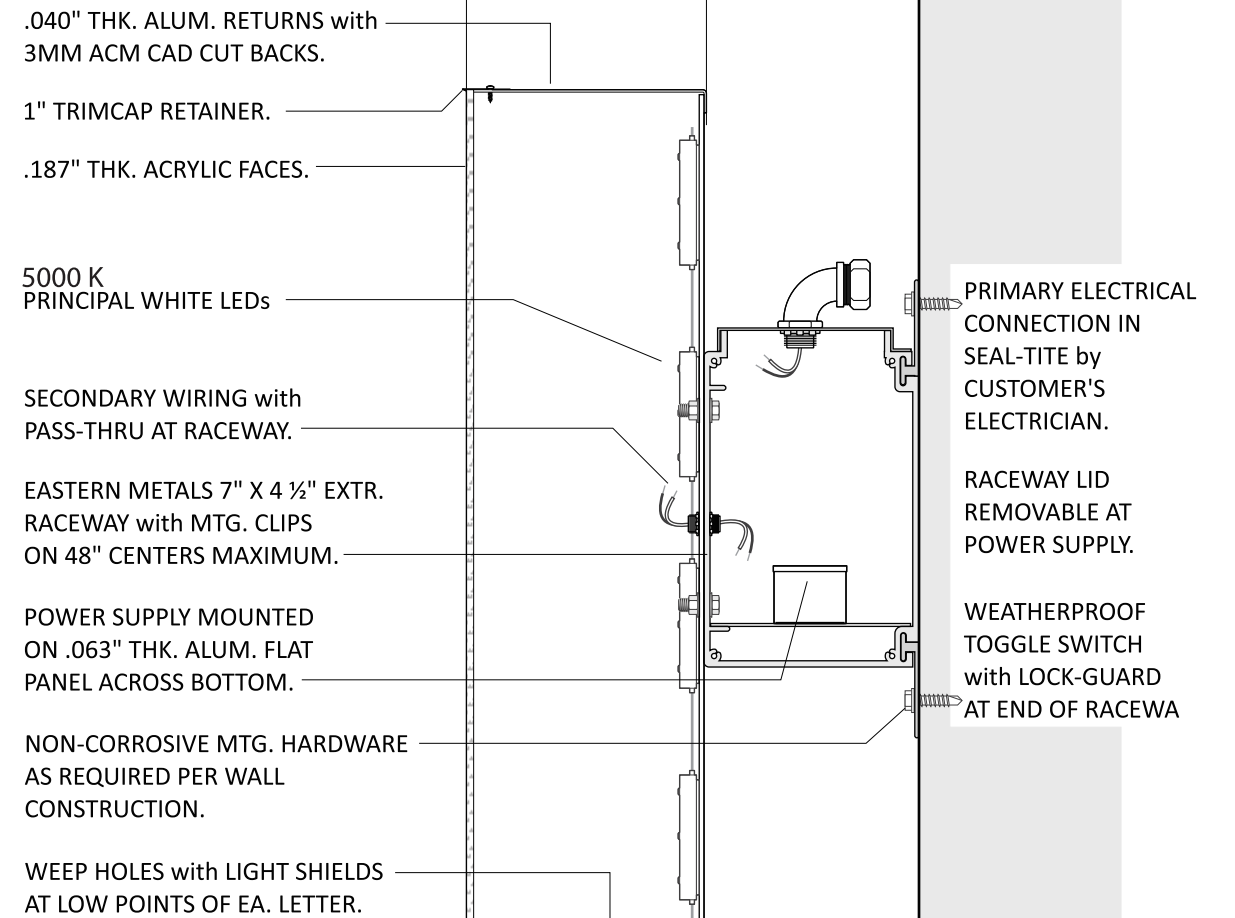


ALLOWABLE SQUARE FOOTAGE - 2 X THE LENGTH OF EACH TENANT SPACE.



• ILLUMINATED LOGO TO BE ALLOWED: SIZE RESTRICTIONS LOGO CAN BE 75% LARGER THAN LARGEST LETTER IN WORD MARK.

**SH1** SIGN DETAIL SQ. FT. = 48  
SCALE: 3/8" = 1' QTY=( )



**SH1** SECTION RACEWAY MOUNT 3" = 1'-0"



**LAS ENTRADAS**

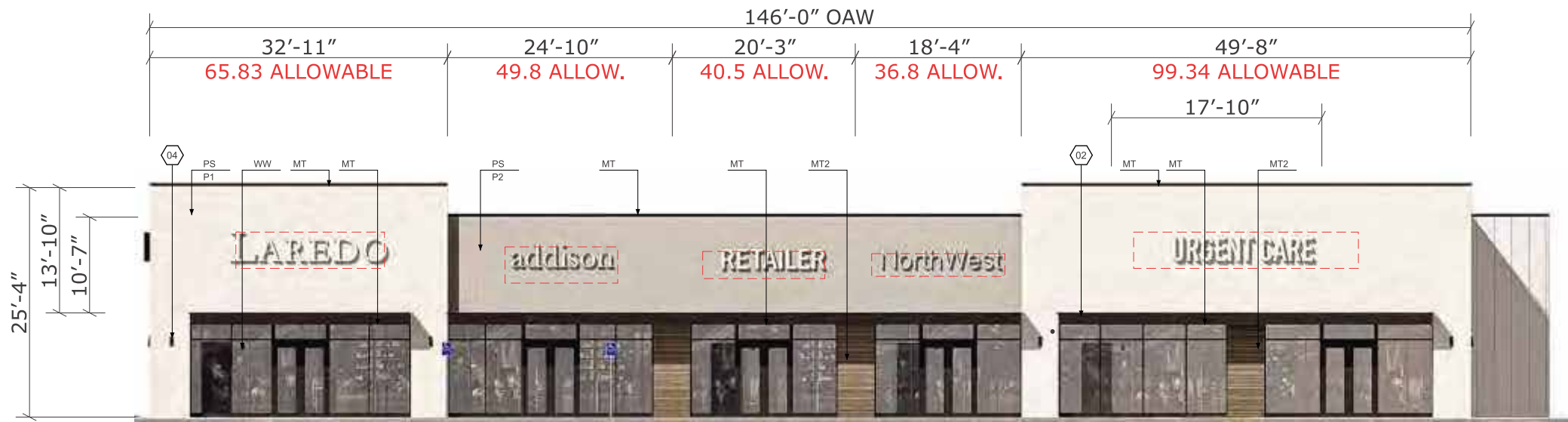
<b>Project</b> Las Entradas	<b>Sales</b> Jamie Mitol	<b>Designer</b> GG
<b>Address</b> HWY 290 & Tillgang Pass Manor, TX 78653	<b>Approval</b> DATE: _____	
<b>Dwg #:</b> Art 26-031 R1	X _____	
<b>Sheet #:</b> 45 of _	(Art 26-031 Las Entradas Shopping Center MASTER SIGN PKG)	

**Date:** 4/15/2026

**Glow Sign Group**  
Phone: (210) 664-4515 Email: info@glowsigngroup.com  
www.glowsigngroup.com

COLORS in this document are considered ONLY as a rough visual approximation of the actual specified material. Actual material specification takes precedence over any visual representation. Note: For proposed electrical signs, the sign is intended to be installed in accordance with the requirement of article 600 of the national electrical code and/or other applicable local codes which include proper grounding and bonding.

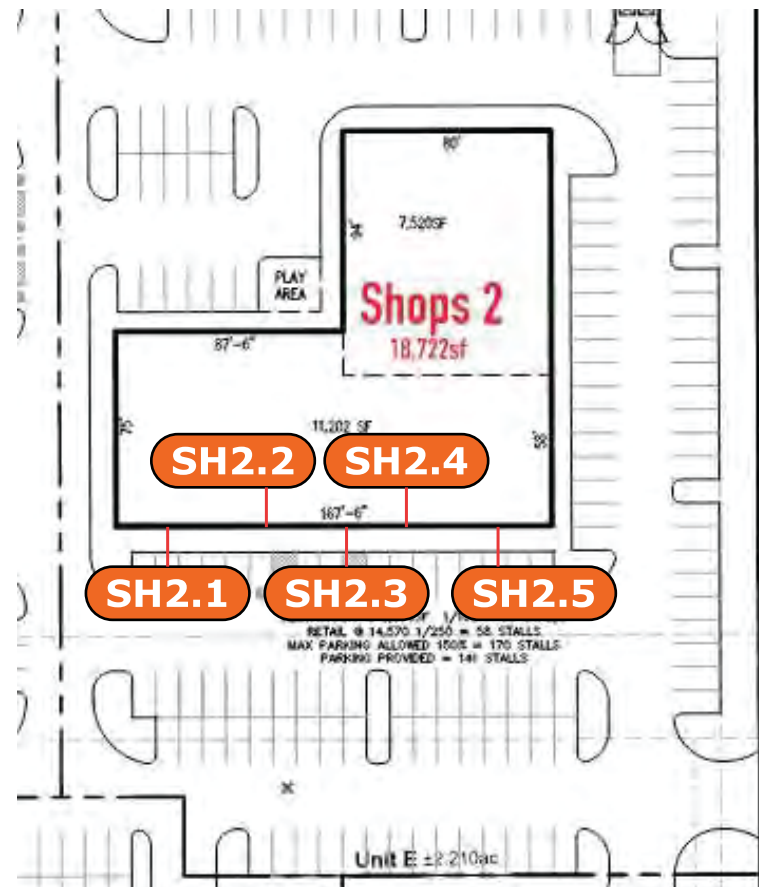




**FACE-LIT CHANNEL LETTERS  
AT SHOPS 2  
SOUTH ELEVATION.**

**SH2 SOUTH ELEVATION**

Scale: 1/16" = 1'-0"



**LAS  
ENTRADAS**

**Project**  
Las Entradas

**Address**  
HWY 290 & Tillgang Pass  
Manor, TX 78653

**Dwg #:** Art 26-031 R1

**Sheet #:** 46 of \_

**Sales**  
Jamie Mitol

**Designer**  
GG

**Approval**  
DATE: \_\_\_\_\_

X \_\_\_\_\_  
(Art 26-031 Las Entradas Shopping Center MASTER SIGN PKG)

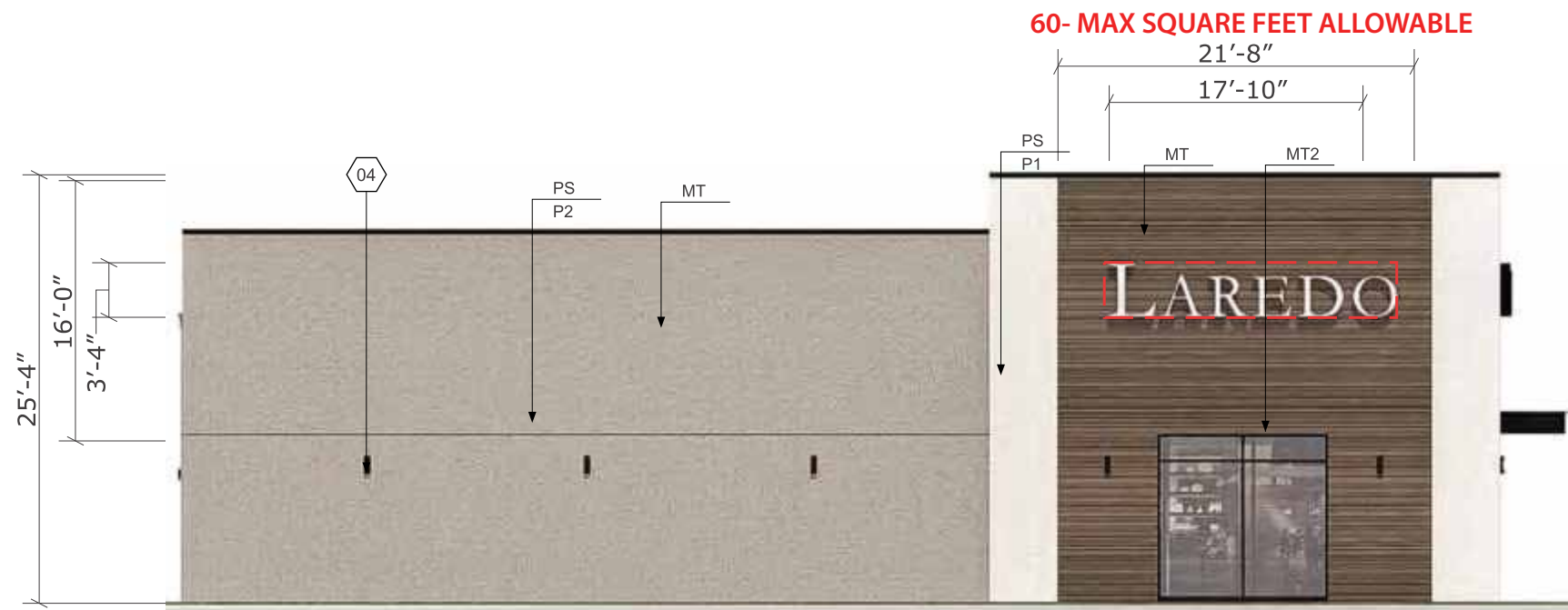
**Color Schedule**

**Date:** 4/15/2026

**Glow Sign Group**  
Phone: (210) 664-4515 Email: info@glowsigngroup.com  
www.glowsigngroup.com

COLORS in this document are considered ONLY as a rough visual approximation of the actual specified material. Actual material specification takes precedence over any visual representation. Note: For proposed electrical signs, the sign is intended to be installed in accordance with the requirement of article 600 of the national electrical code and/or other applicable local codes which include proper grounding and bonding.

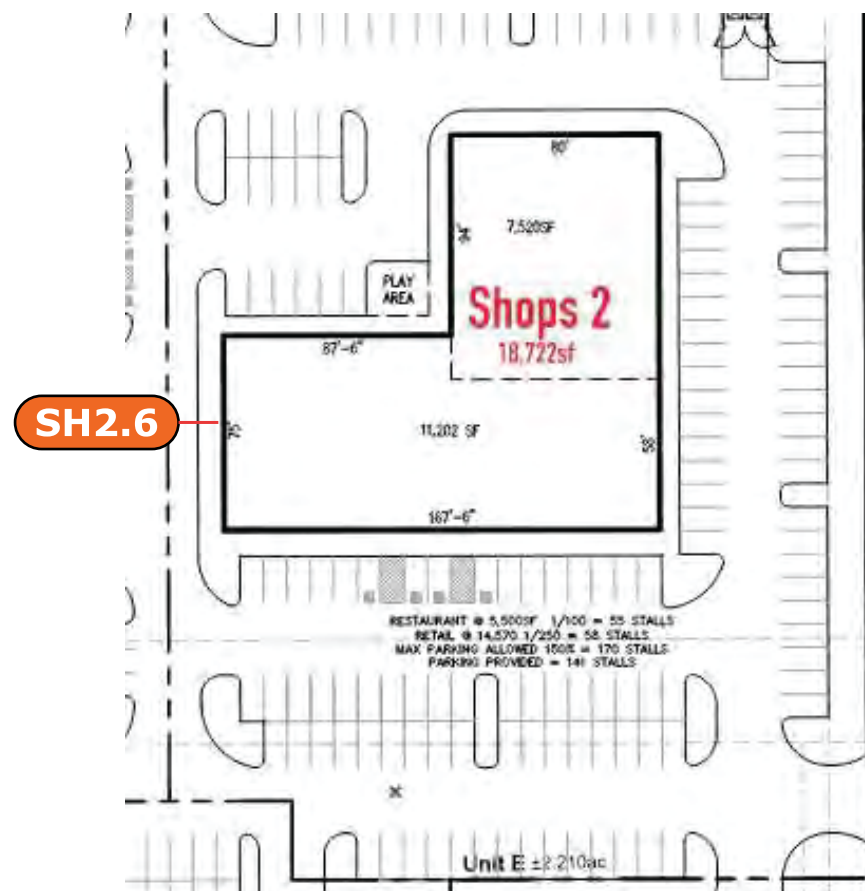




**FACE-LIT CHANNEL LETTERS  
AT SHOPS 2  
WEST ELEVATION.**

**SH2 WEST ELEVATION -**

Scale: 1/8" = 1'-0"



**LAS  
ENTRADAS**

**Project**  
Las Entradas

**Address**  
HWY 290 & Tillgang Pass  
Manor, TX 78653

**Dwg #:** Art 26-031 R1

**Sheet #:** 47 of \_

**Sales**  
Jamie Mitol

**Designer**  
GG

**Approval**  
DATE:

X \_\_\_\_\_  
(Art 26-031 Las Entradas Shopping Center MASTER SIGN PKG)

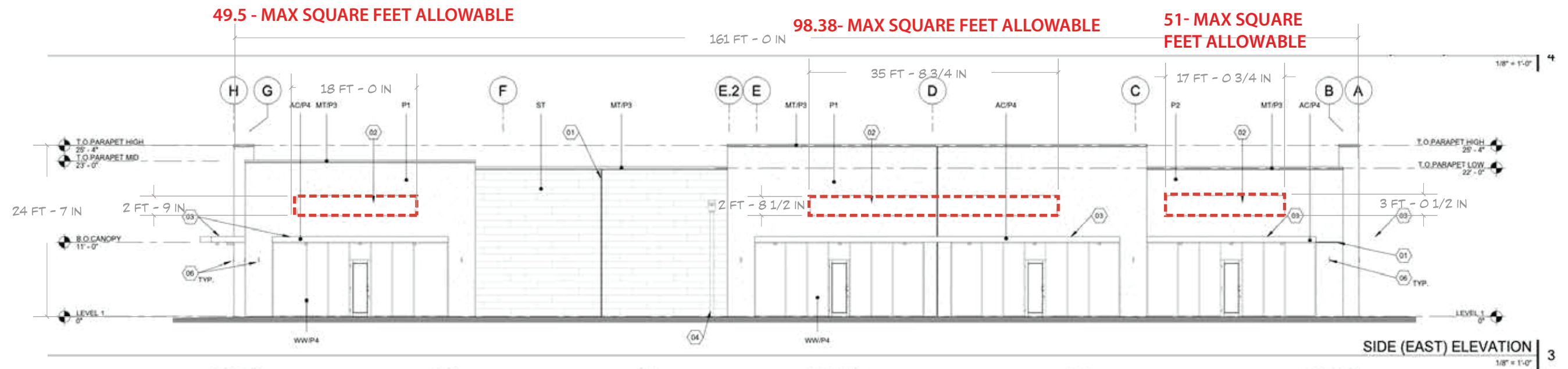
**Color Schedule**

**Date:** 4/15/2026

**Glow Sign Group**  
Phone: (210) 664-4515 Email: info@glowsigngroup.com  
www.glowsigngroup.com

COLORS in this document are considered ONLY as a rough visual approximation of the actual specified material. Actual material specification takes precedence over any visual representation. Note: For proposed electrical signs, the sign is intended to be installed in accordance with the requirement of article 600 of the national electrical code and/or other applicable local codes which include proper grounding and bonding.





**SH2**

**EAST ELEVATION**

**SCALE: 1/16" = 1'**



**LAS  
ENTRADAS**

**Project**

Las Entradas

**Address**

HWY 290 & Tillgang Pass  
Manor, TX 78653

**Dwg #:** Art 26-031 R1

**Sheet #:** 48 of \_

**Sales**

Jamie Mitol

**Approval**

DATE:

X \_\_\_\_\_  
(Art 26-031 Las Entradas Shopping Center MASTER SIGN PKG)

**Designer**

GG

**Color Schedule**

**Date:** 4/15/2026

**Glow Sign Group**

Phone: (210) 664-4515 Email: info@glowsigngroup.com  
www.glowsigngroup.com

COLORS in this document are considered ONLY as a rough visual approximation of the actual specified material. Actual material specification takes precedence over any visual representation. Note: For proposed electrical signs, the sign is intended to be installed in accordance with the requirement of article 600 of the national electrical code and/or other applicable local codes which include proper grounding and bonding.

