



Manor Police Department

Monthly Report February 2025



Manor Police Department By The Numbers



1693

Number of calls for service

60

Average calls per day



Total Training Hours

617



Mental Health Calls

4



Juvenile Detentions

9

* Includes academy training hours

Interactions



5

Community Events

1

Hosted Events

4

External Events



0:03:25

Average response time



2.5

The average number of people an officer interacts with per call.

1.67

The average number of people an officer interacts with per stop.



4,233

The estimated number people officers interact with on calls alone.

1,548

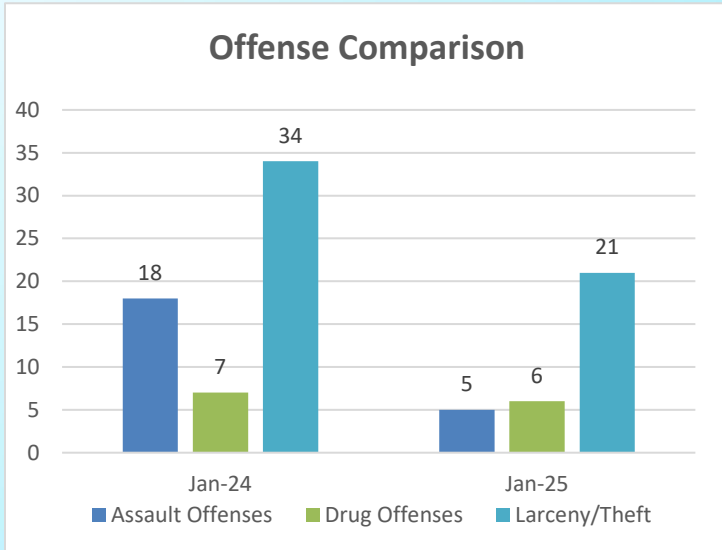
The estimated number people officers interact with on stops alone.

5,780

The estimated number people officers interact with total.

Criminal Offenses

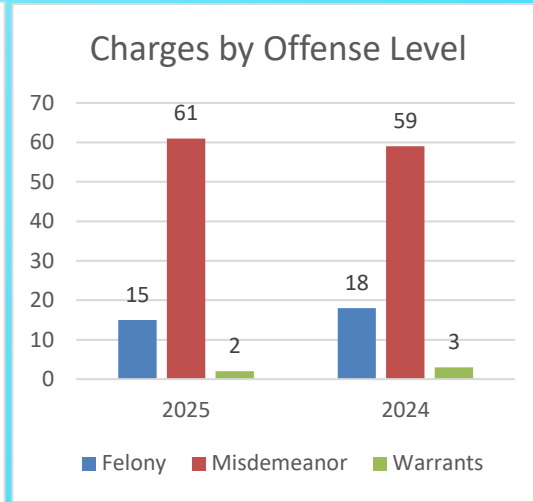
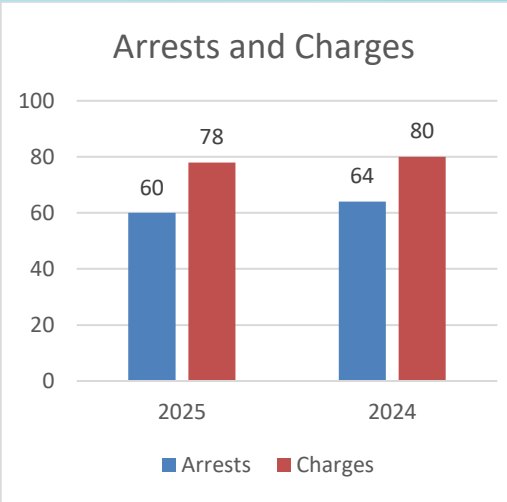
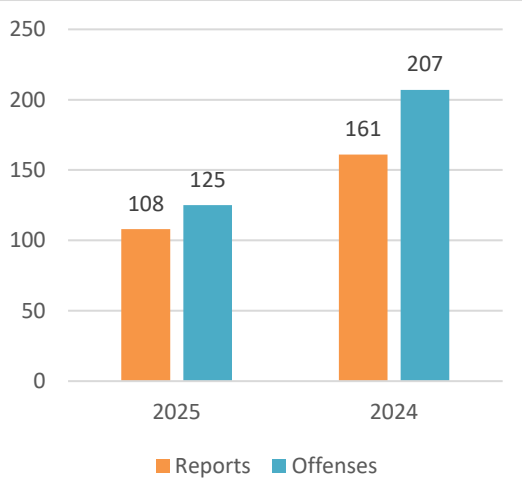
National Incident Based Reporting System



Offense Group	February 2025	February 2024
Group A	67*	75*
Group B	30*	51*

Crime Type	February 2025	February 2024
Persons	6	15
Property	24	41
Fraud	0	1
Crimes against Children	0	5
Other	95	145

Incident Reports, Total Offenses, and Arrests



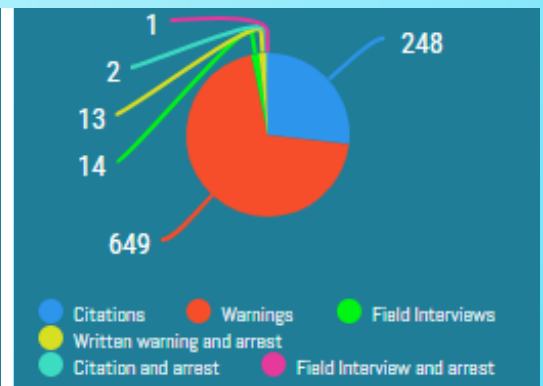
*Group A offenses are 22 offense categories, including but not limited to assaultive offenses, sex offenses, larceny, arson, and prostitution, where extensive data is collected.
 Group B offenses consist of 11 offense categories, including but not limited to bad checks, DWI, non-violent family offenses, and all other offenses, where only arrest data is collected.
 *Excludes traffic citations, warnings and arrests

Traffic Enforcement Analysis



927

Total traffic stops conducted



16

Traffic stops resulting in a citation with an arrest, traffic stops resulting in a warning with an arrest, and field interviews that resulted in an arrest. 1.73% of all stops resulted in an arrest



36 searches out of 927 stops

Officers conducted a search of the vehicle based on consent, contraband in plain view, incident to arrest, inventory, or probable cause. 3.88% of all stops resulted in a search



12

Contraband, such as alcohol and drugs, was discovered as a result of the stop. 33% of searches produced contraband

STEP - Selective Traffic Enforcement Program



35

Total traffic stops
conducted during STEP

Texas has lost at least one person every day on Texas roads since Nov. 7, 2000. Officers concentrate traffic enforcement in selected areas where a high number of collisions occur. Enforcement activity targets specific violations to include speeding, seatbelts, intersection, distracted driving, DWIs, and CMV.



12
Citations
41
Warnings
1
Arrest

Enforcement activity is designed to reduce the number of collisions on Texas roadways to gain voluntary compliance to traffic safety laws.



35.50

Total Hours
Worked



\$810.00

TxDOT
Reimbursement

Traffic Enforcement Analysis



Crashes & DWI

Responded to 51 Crashes

4 Involving Alcohol or Drugs

19 DWI Arrests

DWI Arrests by the numbers*



Manor Police Department DWI Profile - February 2025

