



Manor Police Department

Monthly Report May 2025



Manor Police Department By The Numbers



1846

Number of calls for
service

60

Average calls per day



Total Training Hours

383



Mental Health Calls

7



Juvenile Detentions

10

* Includes academy training hours

Interactions



12

Community Events

4

Hosted Events

8

External Events



0:04:23

Average response time



2.5

The average number of people an officer interacts with per call.

1.67

The average number of people an officer interacts with per stop.



4,615

The estimated number people officers interact with on calls alone.

1,540

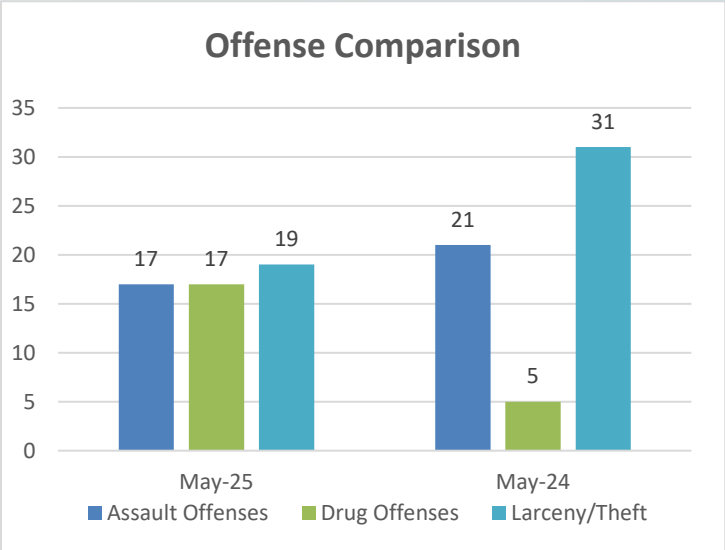
The estimated number people officers interact with on stops alone.

6,155

The estimated number people officers interact with total.

Criminal Offenses

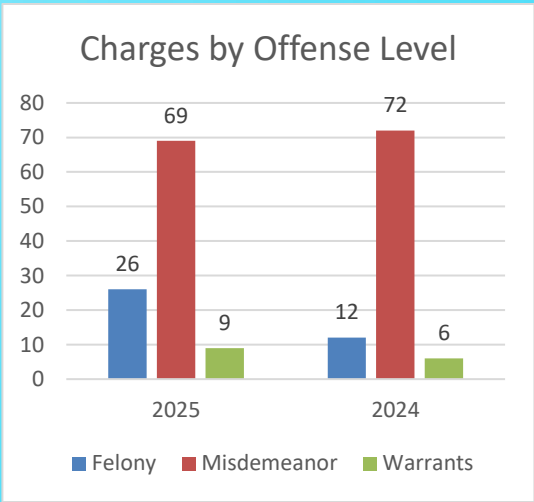
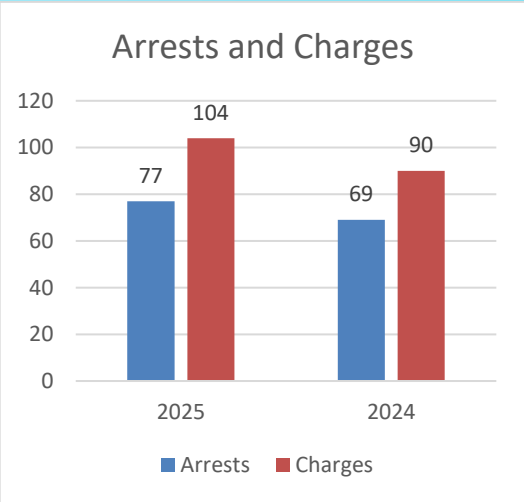
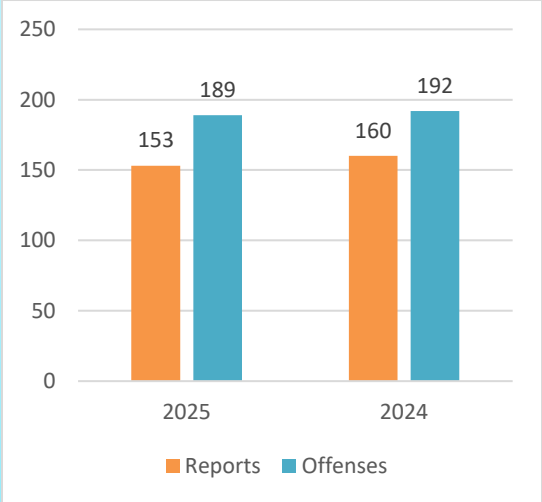
National Incident Based Reporting System



Offense Group	May 2025	May 2024
Group A	69*	77*
Group B	49*	55*

Crime Type	May 2025	May 2024
Persons	16	22
Property	28	48
Fraud	10	2
Crimes against Children	3	0
Other	132	120

Incident Reports, Total Offenses, and Arrests



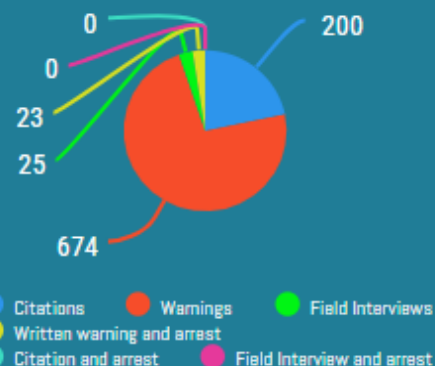
*Group A offenses are 22 offense categories, including but not limited to assaultive offenses, sex offenses, larceny, arson, and prostitution, where extensive data is collected.
Group B offenses consist of 11 offense categories, including but not limited to bad checks, DWI, non-violent family offenses, and all other offenses, where only arrest data is collected.
*Excludes traffic citations, warnings and arrests

Traffic Enforcement Analysis



922

Total traffic stops
conducted



23

Traffic stops resulting in a citation with an arrest, traffic stops resulting in a warning with an arrest, and field interviews that resulted in an arrest. 2.49% of all stops resulted in an arrest



45 searches
out of 922
stops

Officers conducted a search of the vehicle based on consent, contraband in plain view, incident to arrest, inventory, or probable cause. 4.88% of all stops resulted in a search



15

Contraband, such as alcohol and drugs, was discovered as a result of the stop. 33.33% of searches produced contraband

STEP - Selective Traffic Enforcement Program



25

**Total traffic stops
conducted during STEP**

Texas has lost at least one person every day on Texas roads since Nov. 7, 2000. Officers concentrate traffic enforcement in selected areas where a high number of collisions occur. Enforcement activity targets specific violations to include speeding, seatbelts, intersection, distracted driving, DWIs, and CMV.



6
Citations

32
Warnings

0
Arrests

Enforcement activity is designed to reduce the number of collisions on Texas roadways to gain voluntary compliance to traffic safety laws.



8.5

**Total Hours
Worked**



\$510.00

**TxDOT
Reimbursement**

Traffic Enforcement Analysis



Crashes & DWI

Responded
to 72
Crashes

4
Involving Alcohol
or Drugs

24
DWI
Arrests

DWI Arrests by the numbers

LEADRS
Law Enforcement Advanced
Data Reporting System

Manor Police Department DWI Profile - May 2025

