



[illegible]

KEY MAP

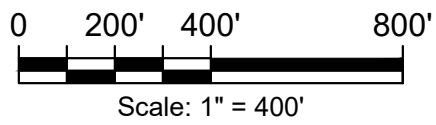
ESTIMATED QUANTITIES - STREET WORK		
Streets		Total
①	JAMIE DRIVE	SEE SHEETS 5, 6 & 7
②	CUMMINS WAY	SEE SHEET 8
③	TIMBER ARCH LANE	SEE SHEET 9
④	BOIS D' ARC	SEE SHEET 10

ESTIMATED QUANTITIES - FOG SEAL	
Streets	Total
 GREENBURY SUBDIVISION	SEE SHEET 11

----- = City Limits



GBA



**Know what's below.
Call before you dig.**