



Manor Police Department

Monthly Report December 2025



Manor Police Department By The Numbers



1792

Number of calls for
service

58

Average calls per day



Total Training Hours

217



Mental Health Calls

13



Juvenile Detentions

2

* Includes academy training hours

Interactions



13

Community Events

7

Hosted Events

6

External Events



0:04:59

Average response time



2.5

The average number of people
an officer interacts with per
call.

1.67

The average number of people
an officer interacts with per
stop.



4,480

The estimated number
people officers interact
with on calls alone.

1,827

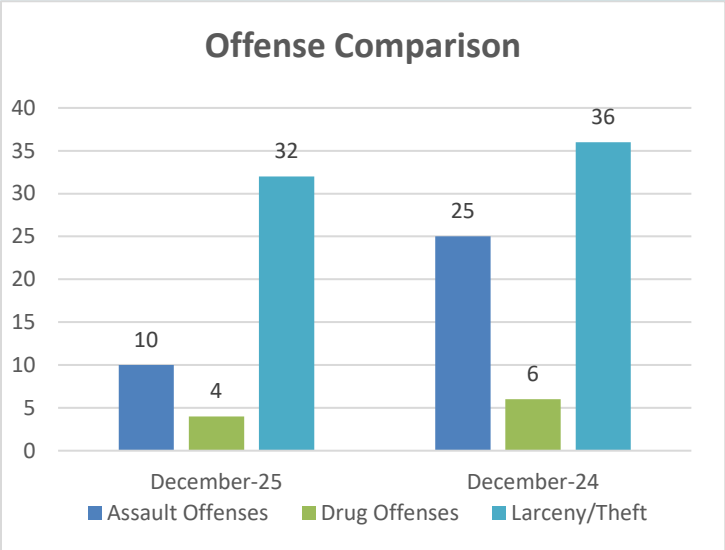
The estimated number
people officers interact
with on stops alone.

6,307

The estimated number
people officers interact
with total.

Criminal Offenses

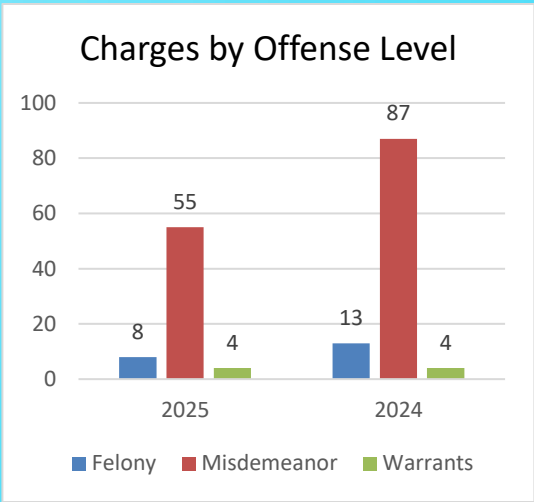
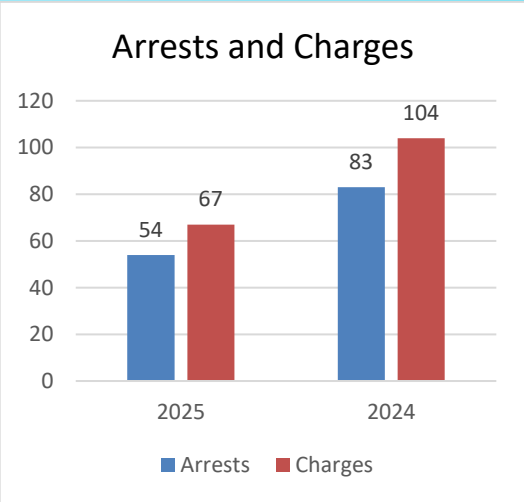
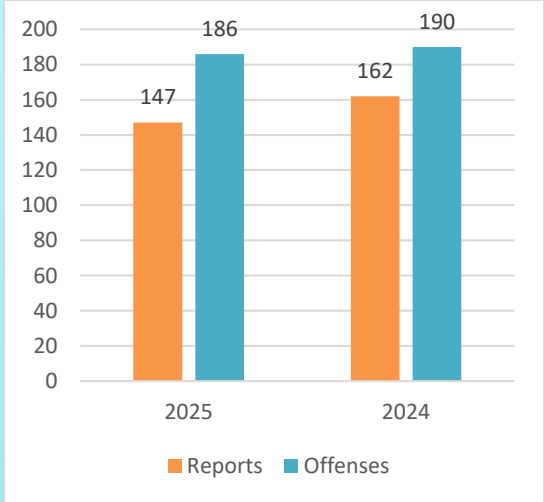
National Incident Based Reporting System



Offense Group	December 2025	December 2024
Group A	68*	86*
Group B	37*	49*

Crime Type	December 2025	December 2024
Persons	14	25
Property	39	45
Fraud	0	1
Crimes against Children	5	5
Other	128	114

Incident Reports, Total Offenses, and Arrests



*Group A offenses are 22 offense categories, including but not limited to assaultive offenses, sex offenses, larceny, arson, and prostitution, where extensive data is collected.

Group B offenses consist of 11 offense categories, including but not limited to bad checks, DWI, non-violent family offenses, and all other offenses, where only arrest data is collected.

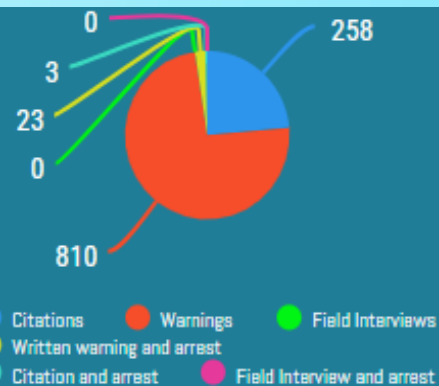
*Excludes traffic citations, warnings and arrests

Traffic Enforcement Analysis



1094

Total traffic stops
conducted



26

Traffic stops resulting in a citation with an arrest, traffic stops resulting in a warning with an arrest, and field interviews that resulted in an arrest. 2.38% of all stops resulted in an arrest



38 searches
out of 1094
stops

Officers conducted a search of the vehicle based on consent, contraband in plain view, incident to arrest, inventory, or probable cause. 3.47% of all stops resulted in a search



21

Contraband, such as alcohol and drugs, was discovered as a result of the stop. 55.26% of searches produced contraband

IDM - Impaired Driving Mobilization Program



64

Total traffic stops
conducted during IDM

Texas has lost at least one person every day on Texas roads since Nov. 7, 2000. Officers concentrate traffic enforcement in selected areas where a high number of collisions occur. Enforcement activity targets specific violations to include speeding, seatbelts, intersection, distracted driving, DWIs, and CMV.



13
Citations

62
Warnings

1
Arrest

Enforcement activity is designed to reduce the number of collisions on Texas roadways to gain voluntary compliance to traffic safety laws.



21

Total Hours
Worked



\$1260.00

TxDOT
Reimbursement

Traffic Enforcement Analysis



Crashes & DWI

Responded to
71 Crash Calls
for Service

0

Involving Alcohol or
Drugs

11

DWI
Arrests

DWI Arrests by the Numbers

