



Manor Police Department

Monthly Report April 2023



Manor Police Department By The Numbers

February



1366

Number of calls for
service

45

Average calls per day



Total Training Hours

223



Mental Health Calls

10



Juvenile Detentions

1

Interactions



7

Community Events

1

Hosted Events

6

External Events



0:02:18

Average response time



2.5

The average number of people an officer interacts with per call

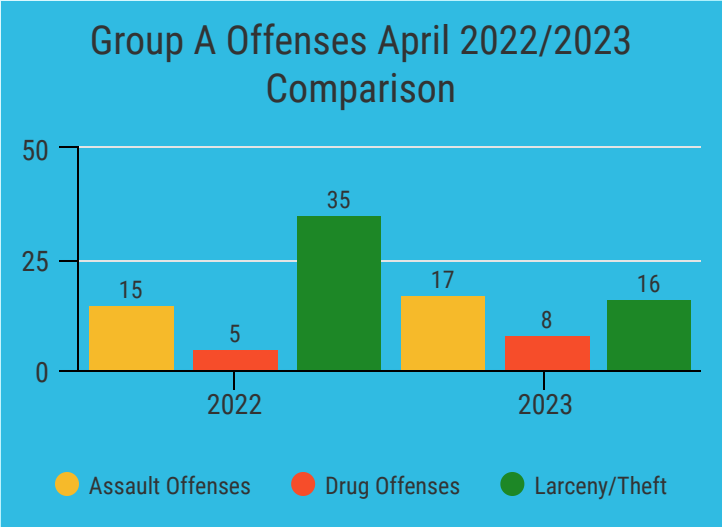


2257

The estimated number people officers interact with on calls alone

Criminal Offenses

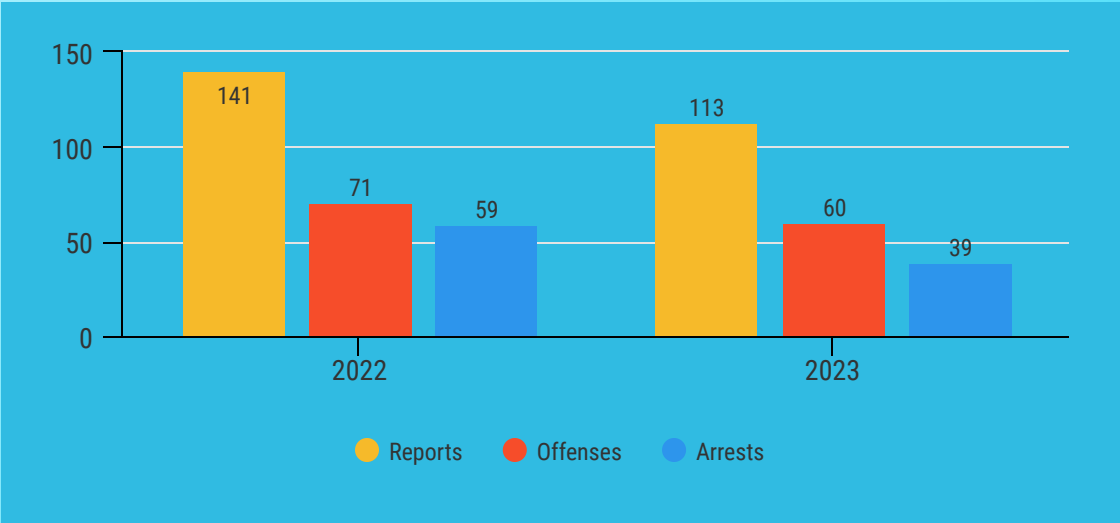
National Incident Based Reporting System



Offense Group	2022	2023
Group A*	74	62
Group B	68	57

Crime Type	2022	2023
Persons	21	25
Property	53	44
Fraud	6	4
Crimes against Children	2	2

Incident Reports, Total Offenses, and Arrests



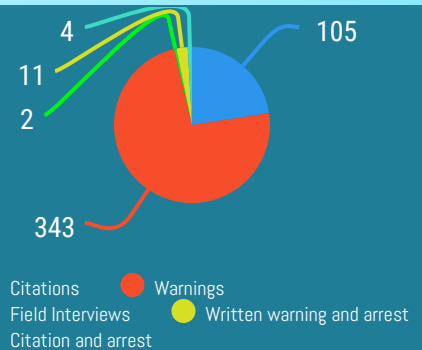
*Group A offenses are 22 offense categories, including but not limited to assaultive offenses, sex offenses, larceny, arson, and prostitution, where extensive data is collected.
Group B offenses consist of 11 offense categories, including but not limited to bad checks, DWI, non-violent family offenses, and all other offenses, where only arrest data is collected.

Traffic Enforcement Analysis



463

Total traffic stops
conducted



13

Traffic stops resulting in a citation with an arrest, traffic stops resulting in a warning with an arrest, and field interviews that resulted in an arrest.



24 searches
out of 463
stops

Officers conducted a search of the vehicle based on consent, contraband in plain view, incident to arrest, inventory, or probable cause.

CONTRABAND

16

Contraband, such as alcohol and drugs, was discovered as a result of the stop.

Traffic Enforcement Analysis



11
Crashes

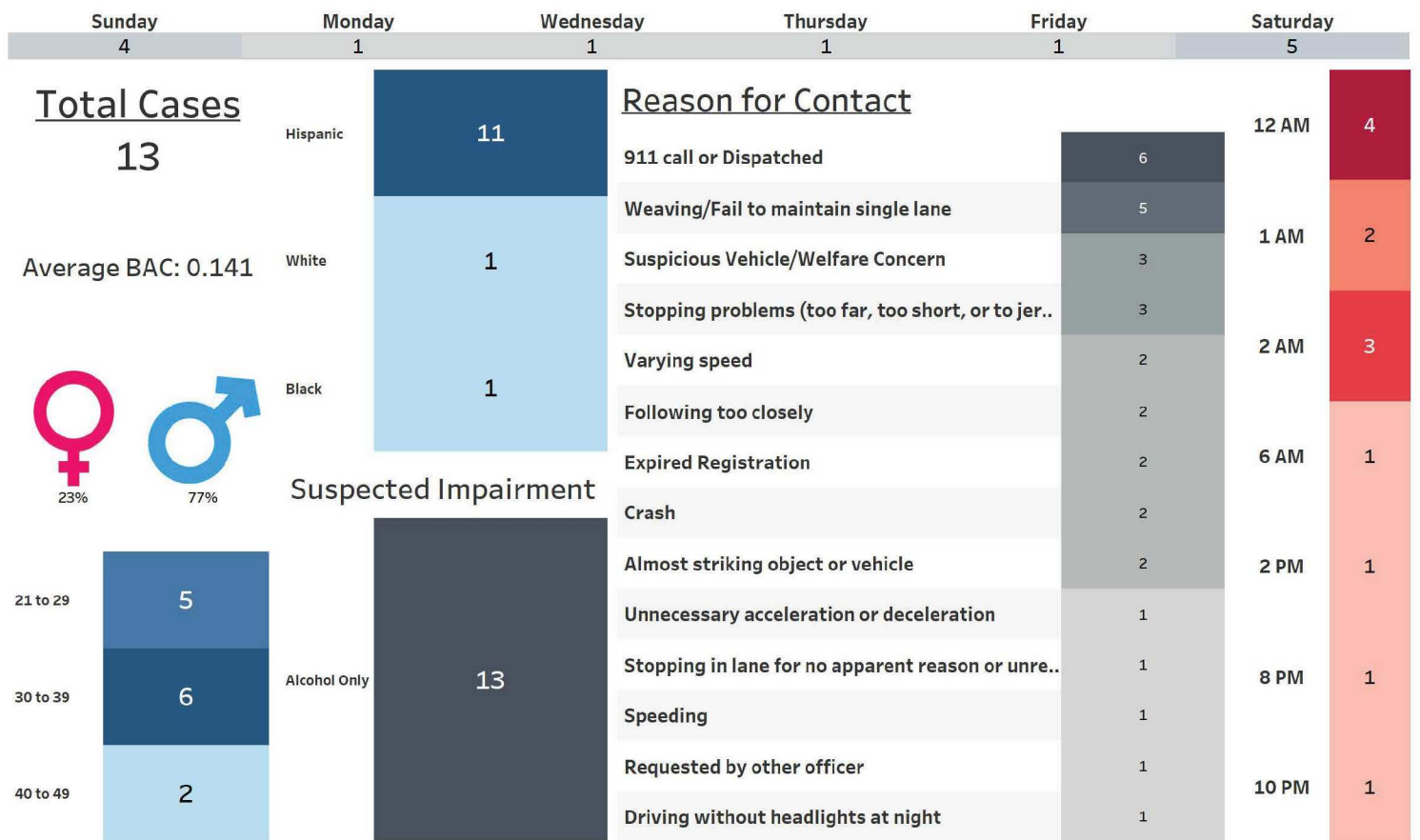
1
Involving Alcohol
or Drugs

13
DWI
Arrests

DWI Arrests by the numbers*

LEADRS
Law Enforcement Advanced
Data Reporting System

Manor Police Department DWI Profile - April 2023



*WAITING ON UPDATED LEADRS REPORT