



Manor Police Department

Monthly Report August 2024



Manor Police Department By The Numbers



1760

Number of calls for service

57

Average calls per day



Total Training Hours

1215



Mental Health Calls

7



Juvenile Detentions

8

* Includes academy training hours

Interactions



7

Community Events

1

Hosted Events

6

External Events



0:03:30

Average response time



2.5

The average number of people an officer interacts with per call.

1.67

The average number of people an officer interacts with per stop.



4400

The estimated number people officers interact with on calls alone.

1,406

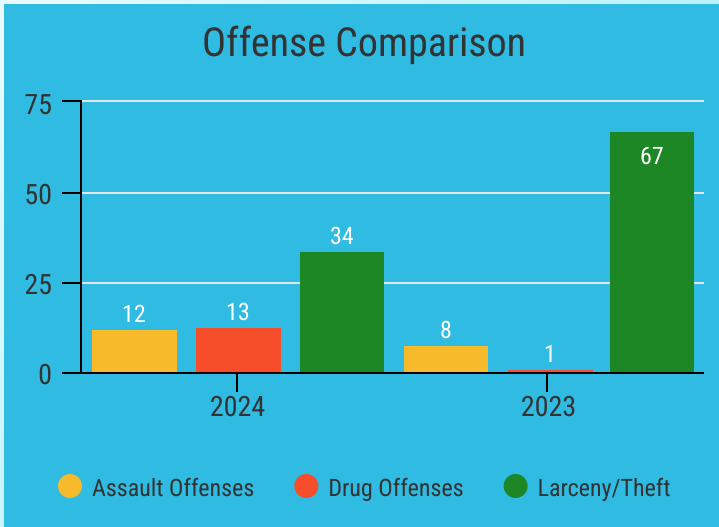
The estimated number people officers interact with on stops alone.

5,806

The estimated number people officers interact with total.

Criminal Offenses

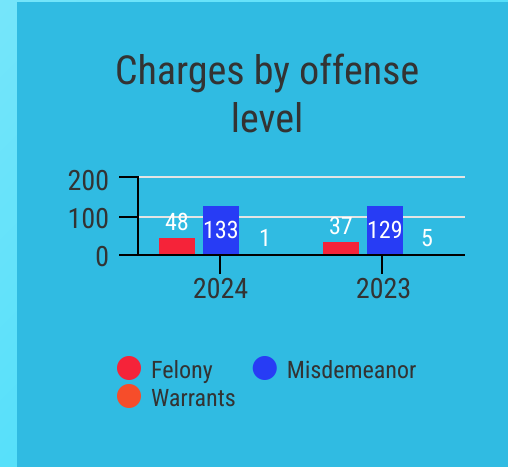
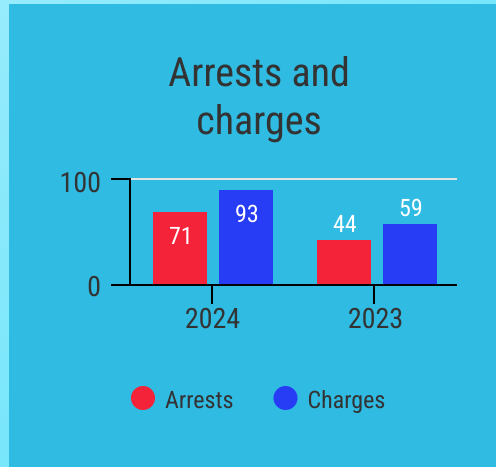
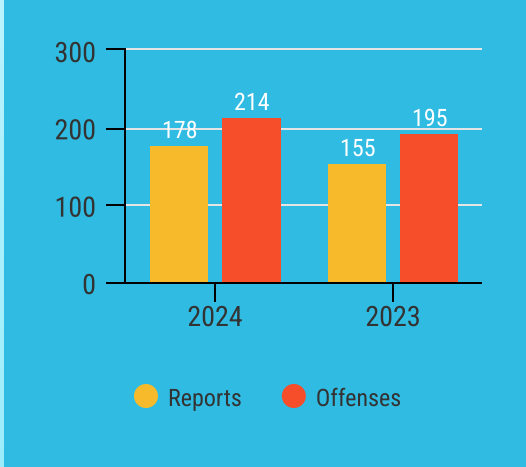
National Incident Based Reporting System



| Offense Group | 2024 | 2023 |
|---------------|------|------|
| Group A | 88 | 107 |
| Group B | 94 | 66 |


| Crime Type | 2024 | 2023 |
|-------------------------|------|------|
| Persons | 15 | 13 |
| Property | 55 | 85 |
| Fraud | 3 | 3 |
| Crimes against Children | 1 | 0 |
| Other | 140 | 94 |

Incident Reports, Total Offenses, and Arrests



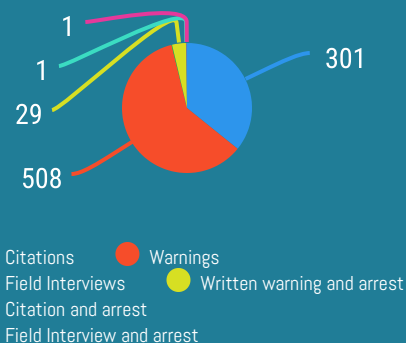
*Group A offenses are 22 offense categories, including but not limited to assaultive offenses, sex offenses, larceny, arson, and prostitution, where extensive data is collected.
 Group B offenses consist of 11 offense categories, including but not limited to bad checks, DWI, non-violent family offenses, and all other offenses, where only arrest data is collected.

Traffic Enforcement Analysis



842

Total traffic stops conducted



32

Traffic stops resulting in a citation with an arrest, traffic stops resulting in a warning with an arrest, and field interviews that resulted in an arrest. 3.8% of all stops resulted in an arrest



68 searches out of 842 stops

Officers conducted a search of the vehicle based on consent, contraband in plain view, incident to arrest, inventory, or probable cause. 8.08% of all stops resulted in a search



15

Contraband, such as alcohol and drugs, was discovered as a result of the stop. 22% of searches produced contraband

Traffic Enforcement Analysis



Crashes & DWI

Responded to
67

0
Involving Alcohol
or Drugs

37
DWI
Arrests

DWI Arrests by the numbers*



Manor Police Department DWI Profile - August 2024

| | Sunday 8 | Monday 4 | Tuesday 5 | Wednesday 1 | Thursday 5 | Friday 4 | Saturday 10 |
|---------------------------------------|-------------|-------------|--------------|----------------|---------------|-------------|----------------|
| Total Cases 37 | | | | | | | |
| Average BAC: 0.143 | | | | | | | |
| Gender 19% Female, 81% Male | | | | | | | |
| Age Group | | | | | | | |
| Ethnicity | | | | | | | |
| Suspected Impairment | | | | | | | |
| Reason for Contact | | | | | | | |
| Time of Arrest | | | | | | | |