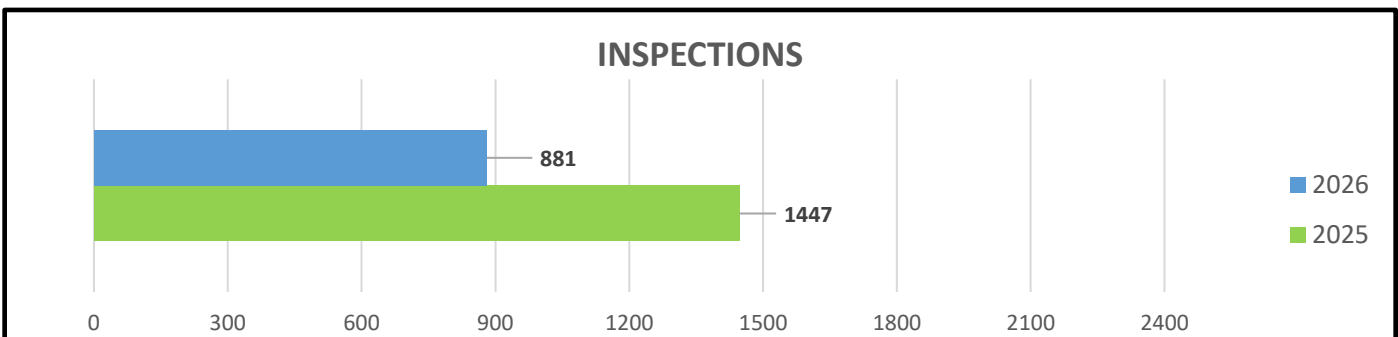
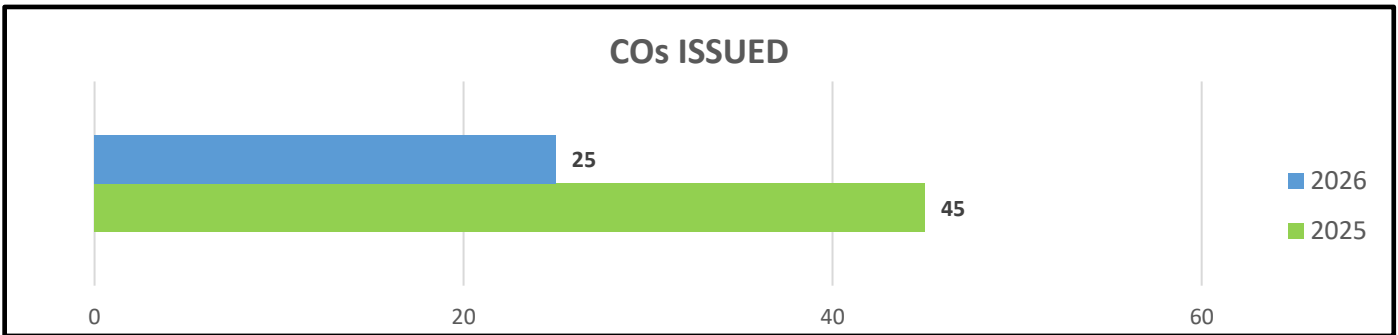
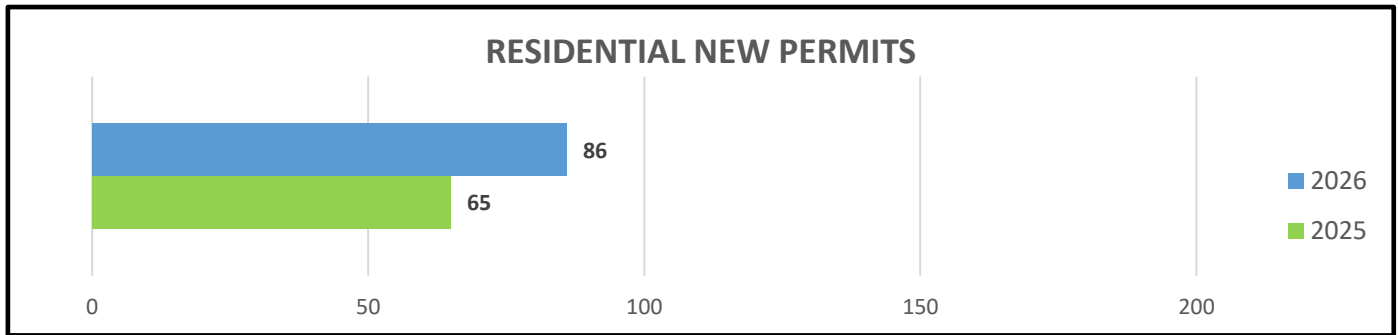
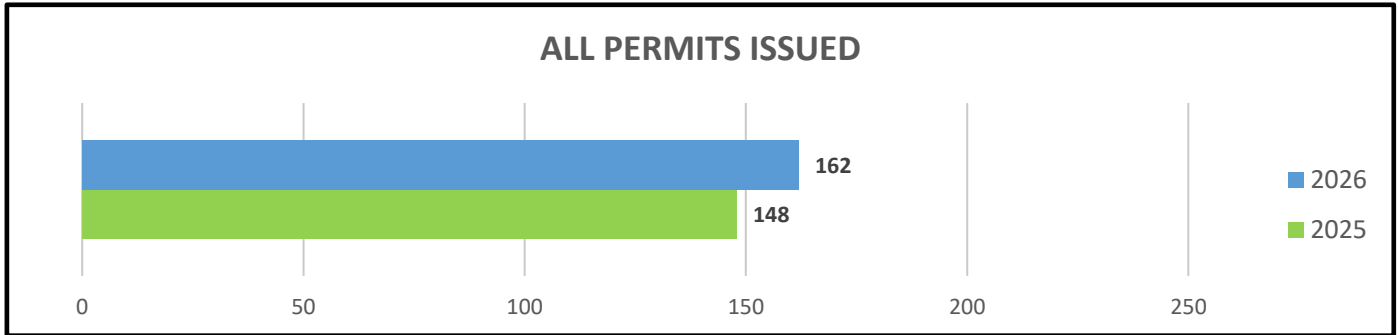




March 2026

DEPARTMENT OF DEVELOPMENT SERVICES
MICHAEL BURRELL, DIRECTOR



*Charts displayed at different scales

**DEVELOPMENT SERVICES DEPARTMENT REPORT
PROJECT VALUATION AND FEE REPORT
March 1-31, 2026**

Description	Projects	Valuation	Fees	Details
Commercial / Education				
Certificate of Occupancy (C)	1	\$1,000.00	\$200.00	<i>Sweet Paradise</i>
Foundation Repair (C)	1	\$13,540.00	\$138.00	
Irrigation (C)	1	\$55,000.00	\$6,028.00	
New (E)	1	\$2,575,154.25	\$60,143.50	<i>Kiddie Academy</i>
Remodel/Repair (C)	1	\$10,000.00	\$623.00	<i>The Glenn Food Court - Comfort Station</i>
Sign (C)	4	\$32,798.00	\$1,188.80	
Tenant Finish-Out (C)	2	\$430,590.79	\$7,077.40	<i>Chuy's Fine Tex-Mex; Waxing The City</i>
Totals	11	\$3,118,083.04	\$75,398.70	
Residential				
Accessory Structure	1	\$2,000.00	\$210.00	
Deck/Patio (R)	2	\$10,150.00	\$498.00	
Electrical (R)	5	\$159,981.14	\$596.00	
Fence (R)	2	\$5,800.00	\$270.00	
Foundation Repair (R)	14	\$243,643.00	\$1,925.00	
Irrigation	32	\$79,567.00	\$4,270.00	
Mechanical-HVAC (R)	5	\$72,463.00	\$678.00	
New (R)	86	\$28,289,973.20	\$967,852.50	
Plumbing (R)	4	\$79,800.00	\$540.00	
Totals	151	\$28,943,377.34	\$976,839.50	
Grand Totals	162	\$32,061,460.38	\$1,052,238.20	

Total Temporary Certificate of Occupancies Issued: 2
Total Certificate of Occupancies Issued: 25
Total Certificate of Completions Issued: 90
Total Inspections(Comm & Res): 881

Michael Burrell, Director
Development Services

