



Manor Police Department

Monthly Report March 2026



Manor Police Department By The Numbers



1769

Number of calls for service

57

Average calls per day



Total Training Hours

280



Mental Health Calls

7



Juvenile Detentions

3

* Includes academy training hours

Interactions



8

Community Events

3

Hosted Events

5

External Events



0:04:04

Average response time



2.5

The average number of people an officer interacts with per call.

1.67

The average number of people an officer interacts with per stop.



4,423

The estimated number people officers interact with on calls alone.

1,575

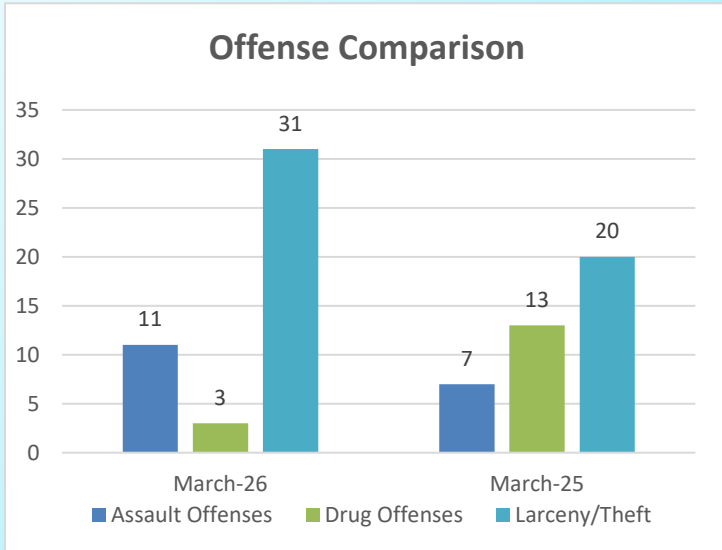
The estimated number people officers interact with on stops alone.

5,998

The estimated number people officers interact with total.

Criminal Offenses

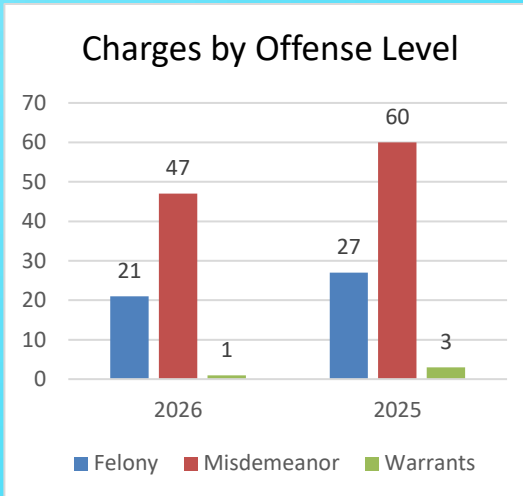
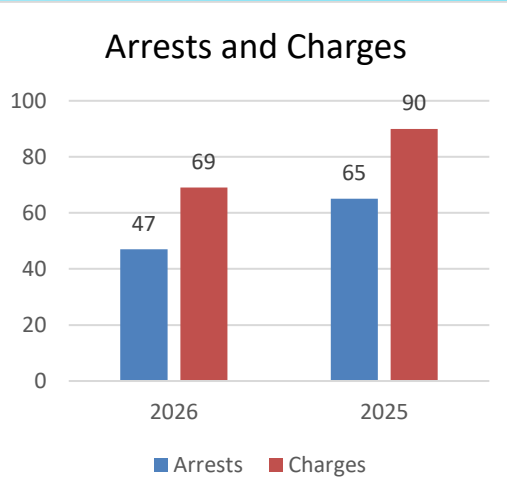
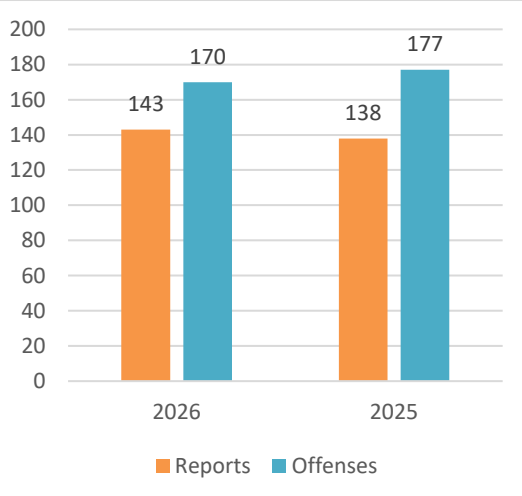
National Incident Based Reporting System



Offense Group	March 2026	March 2025
Group A	63*	57*
Group B	23*	35*

Crime Type	March 2026	March 2025
Persons	9	7
Property	44	29
Fraud	1	1
Crimes against Children	3	1
Other	113	139

Incident Reports, Total Offenses, and Arrests



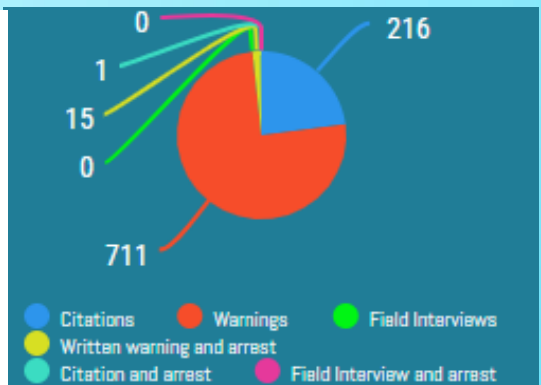
*Group A offenses are 22 offense categories, including but not limited to assaultive offenses, sex offenses, larceny, arson, and prostitution, where extensive data is collected.
 Group B offenses consist of 11 offense categories, including but not limited to bad checks, DWI, non-violent family offenses, and all other offenses, where only arrest data is collected.
 *Excludes traffic citations, warnings and arrests

Traffic Enforcement Analysis



943

Total traffic stops conducted



16

Traffic stops resulting in a citation with an arrest, traffic stops resulting in a warning with an arrest, and field interviews that resulted in an arrest. 1.70% of all stops resulted in an arrest



24 searches out of 943 stops

Officers conducted a search of the vehicle based on consent, contraband in plain view, incident to arrest, inventory, or probable cause. 2.55% of all stops resulted in a search



13

Contraband, such as alcohol and drugs, was discovered as a result of the stop. 54.17% of searches produced contraband

Traffic Enforcement Analysis



Crashes & DWI

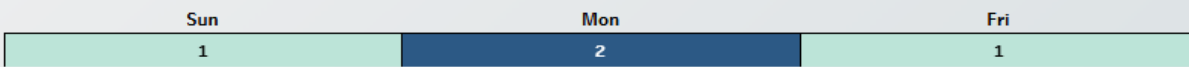
Responded to
94 Crash Calls
for Service

4
Involving Alcohol or
Drugs

22
DWI
Arrests

DWI Arrests by the Numbers

Offense Day



4

Cases

.215


Average BAC



100%

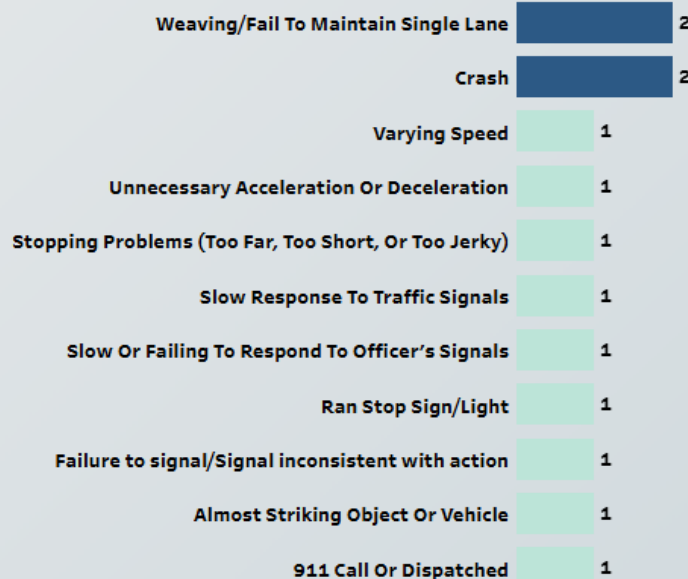
Suspected Impairment

100%
Alcohol Only




Hispanic 100%

Reason for Stop



Offense Time



*Data reflects cases entered into the LEADRS system