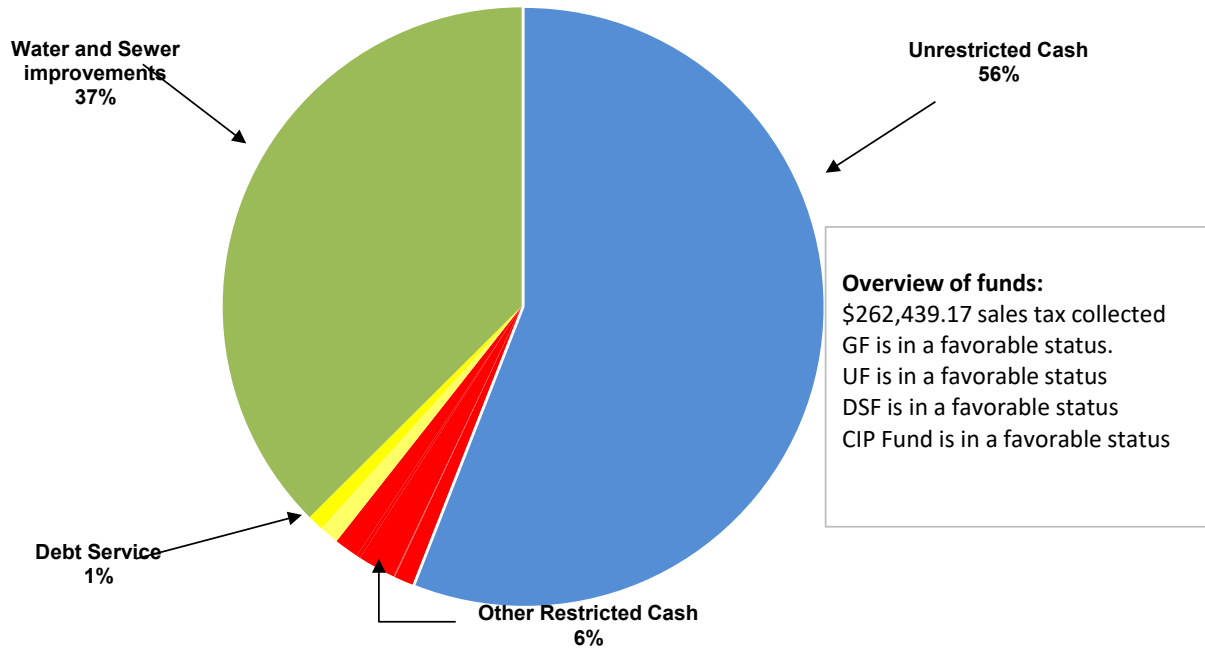


**CITY OF MANOR, TEXAS
CASH AND INVESTMENTS
As Of September, 2023**

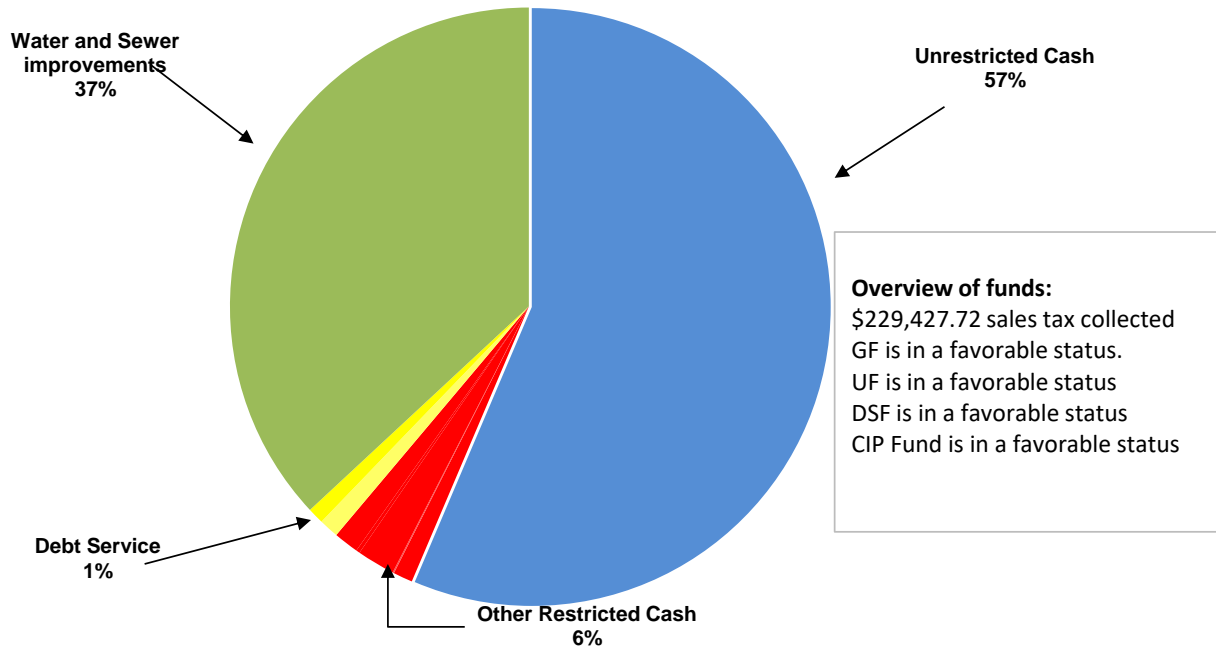
CASH AND INVESTMENTS	GENERAL FUND	UTILITY FUND	DEBT SERVICE FUND	SPECIAL REVENUE FUNDS	CAPITAL PROJECTS FUND	TOTAL
Unrestricted:						
Cash for operations	22,069,253	13,532,989				35,602,242
Restricted:						
Tourism				655,463		655,463
Court security and technology	42,785					42,785
Rose Hill PID				1,303,228		1,303,228
Manor Heights TIRZ				128,584		128,584
Customer Deposits		845,494				845,494
Park	672,164					672,164
Debt service			551,522			551,522
Capital Projects						
Water and sewer improvements				8,442,919	15,388,787	23,831,706
TOTAL CASH AND INVESTMENTS	\$ 22,784,201	\$ 14,378,483	\$ 551,522	\$ 10,530,194	\$ 15,388,787	\$ 63,633,188



* Moving forward in October 2023 the HOT funds will be reflective of the bank balance

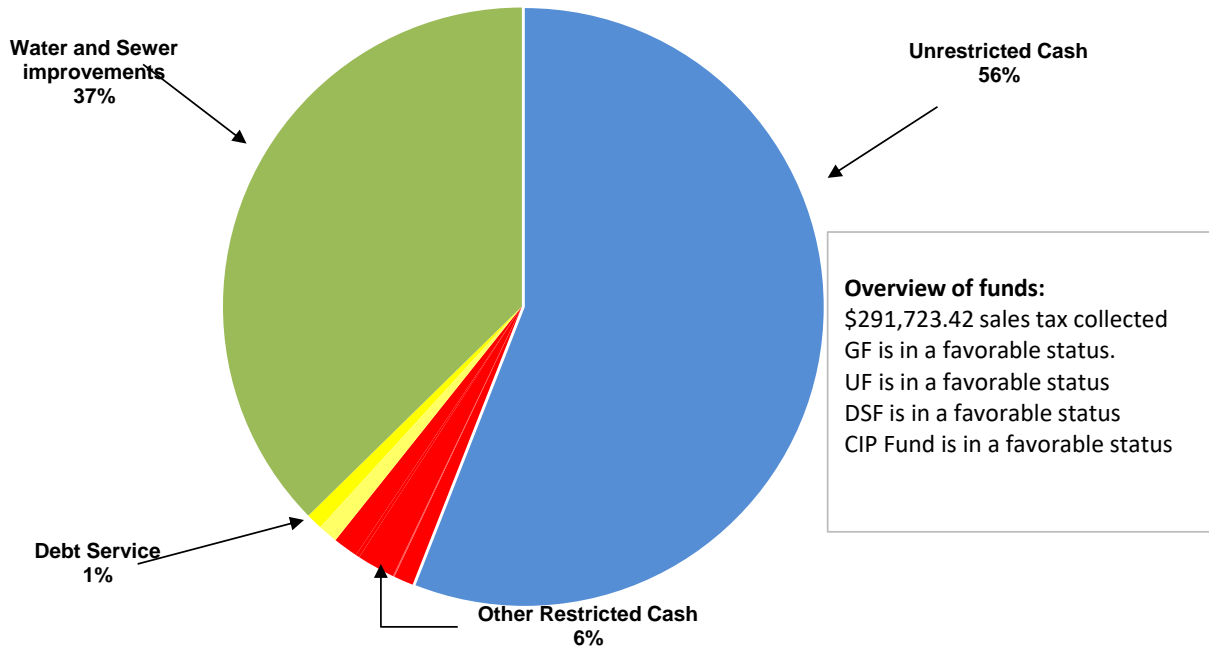
**CITY OF MANOR, TEXAS
CASH AND INVESTMENTS
As Of October, 2023**

	<u>GENERAL FUND</u>	<u>UTILITY FUND</u>	<u>DEBT SERVICE FUND</u>	<u>SPECIAL REVENUE FUNDS</u>	<u>CAPITAL PROJECTS FUND</u>	<u>TOTAL</u>
CASH AND INVESTMENTS						
Unrestricted:						
Cash for operations	21,751,620	13,871,214				35,622,834
Restricted:						
Tourism				664,562		664,562
Court security and technology	45,230					45,230
Rose Hill PID				1,300,678		1,300,678
Manor Heights TIRZ				128,584		128,584
Customer Deposits				852,999		852,999
Park	672,164					672,164
Debt service			551,522			551,522
Capital Projects						
Water and sewer improvements				8,749,079	14,567,086	23,316,165
TOTAL CASH AND INVESTMENTS	\$ 22,469,014	\$13,871,214	\$ 551,522	\$ 11,695,902	\$ 14,567,086	\$ 63,154,737



**CITY OF MANOR, TEXAS
CASH AND INVESTMENTS
As Of November, 2023**

CASH AND INVESTMENTS	GENERAL FUND	UTILITY FUND	DEBT SERVICE FUND	SPECIAL REVENUE FUNDS	CAPITAL PROJECTS FUND	TOTAL
Unrestricted:						
Cash for operations	21,218,485	13,905,938				35,124,422
Restricted:						
Tourism				666,355		666,355
Court security and technology	47,929					47,929
Rose Hill PID				1,297,292		1,297,292
Manor Heights TIRZ				128,584		128,584
Customer Deposits				847,779		847,779
Park	672,164					672,164
Debt service			551,522			551,522
Capital Projects						
Water and sewer improvements				8,956,424	14,479,177	23,435,601
TOTAL CASH AND INVESTMENTS	\$ 21,938,577	\$13,905,938	\$ 551,522	\$ 11,896,434	\$ 14,479,177	\$ 62,771,647



**CITY OF MANOR, TEXAS
CASH AND INVESTMENTS
As Of December, 2023**

	GENERAL FUND	UTILITY FUND	DEBT SERVICE FUND	SPECIAL REVENUE FUNDS	CAPITAL PROJECTS FUND	TOTAL
CASH AND INVESTMENTS						
Unrestricted:						
Cash for operations	20,673,201	13,614,764				34,287,965
Restricted:						
Tourism				666,355		666,355
Court security and technology	49,973					49,973
Rose Hill PID				1,307,868		1,307,868
Manor Heights TIRZ				128,104		128,104
Customer Deposits				847,779		847,779
Park	672,164					672,164
Debt service			548,817			548,817
Capital Projects						
Water and sewer improvements				9,163,691	14,146,361	23,310,052
TOTAL CASH AND INVESTMENTS	\$ 21,395,337	\$13,614,764	\$ 548,817	\$ 12,113,797	\$ 14,146,361	\$ 61,819,076

