



Manor Police Department

Monthly Report June 2023



Manor Police Department By The Numbers February



1333

Number of calls for
service

44

Average calls per day



Total Training Hours

691



Mental Health Calls

10



Juvenile Detentions

0

Interactions



5

Community Events

2

Hosted Events

3

External Events



0:02:53

Average response time



2.5

The average number of people an officer interacts with per call

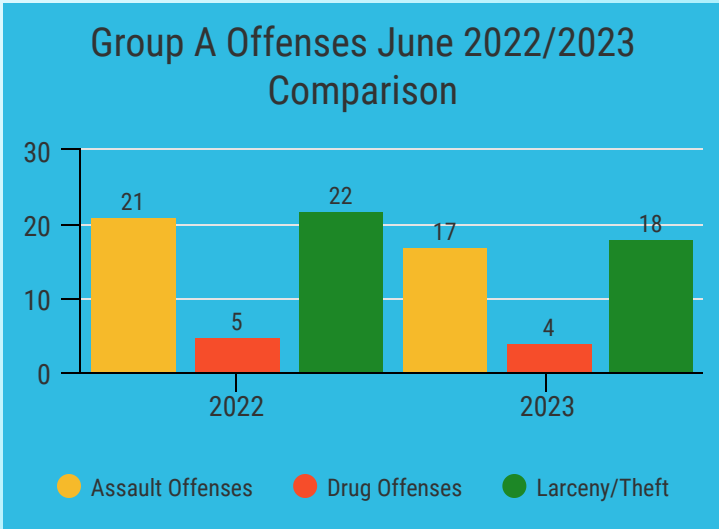


3,333

The estimated number people officers interact with on calls alone

Criminal Offenses

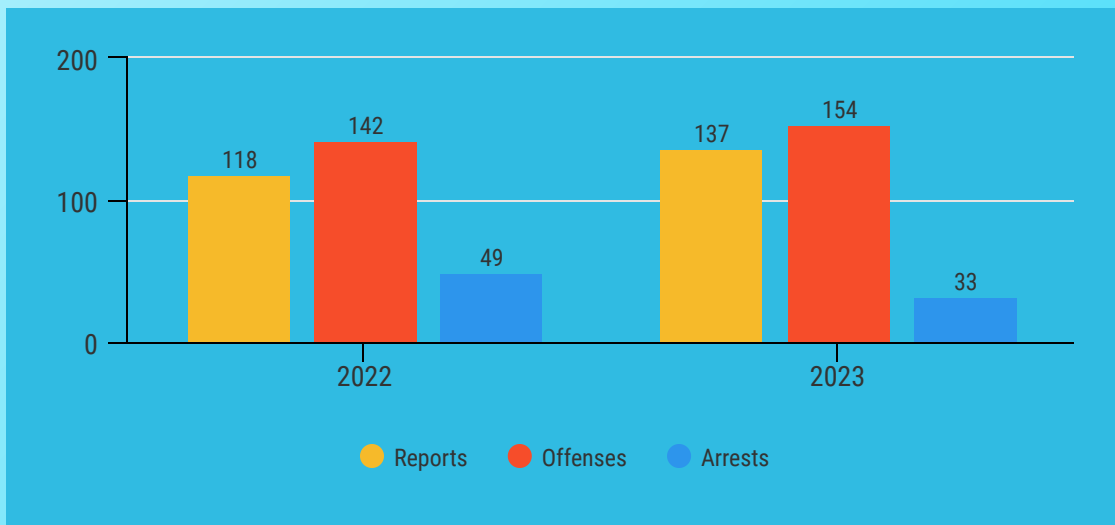
National Incident Based Reporting System



Offense Group	June 2022	June 2023
Group A	62	58
Group B	49	65


Crime Type	June 2022	June 2023
Persons	21	15
Property	36	41
Fraud	5	6
Crimes against Children	2	3

Incident Reports, Total Offenses, and Arrests



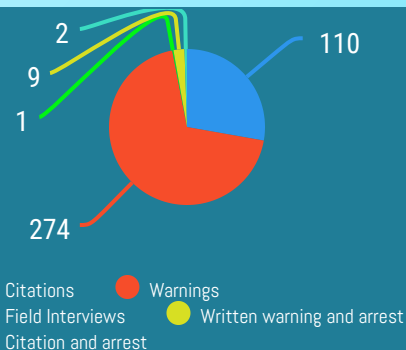
*Group A offenses are 22 offense categories, including but not limited to assaultive offenses, sex offenses, larceny, arson, and prostitution, where extensive data is collected.
 Group B offenses consist of 11 offense categories, including but not limited to bad checks, DWI, non-violent family offenses, and all other offenses, where only arrest data is collected.

Traffic Enforcement Analysis



396

Total traffic stops conducted



11

Traffic stops resulting in a citation with an arrest, traffic stops resulting in a warning with an arrest, and field interviews that resulted in an arrest.



21 searches out of 375 stops

Officers conducted a search of the vehicle based on consent, contraband in plain view, incident to arrest, inventory, or probable cause.



9

Contraband, such as alcohol and drugs, was discovered as a result of the stop.

Traffic Enforcement Analysis



20
Crashes

2
Involving Alcohol
or Drugs

13
DWI
Arrests

DWI Arrests by the numbers*



Manor Police Department DWI Profile - June 2023



One DWI arrest was not completed with LEADRS.