



Manor Police Department

Monthly Report September 2024



Manor Police Department By The Numbers



1822

Number of calls for service

61

Average calls per day



Total Training Hours

580



Mental Health Calls

18



Juvenile Detentions

0

* Includes academy training hours

Interactions



6

Community Events

0

Hosted Events

6

External Events



0:03:59

Average response time



2.5

The average number of people an officer interacts with per call.

1.67

The average number of people an officer interacts with per stop.



4,555

The estimated number people officers interact with on calls alone.

1,481

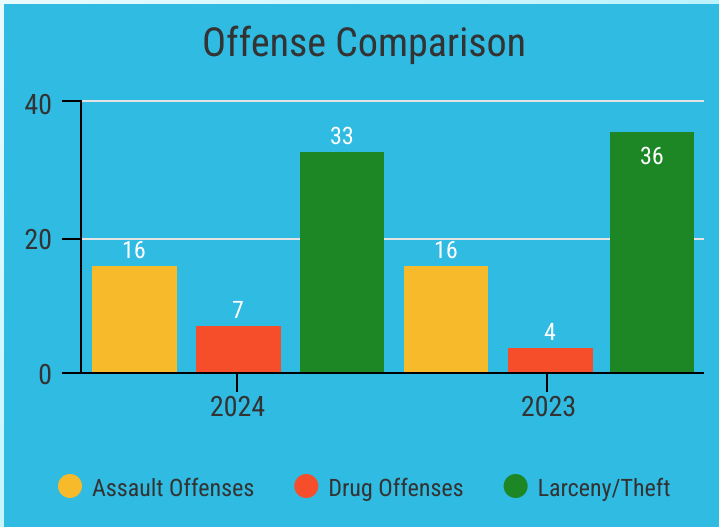
The estimated number people officers interact with on stops alone.

6,036

The estimated number people officers interact with total.

Criminal Offenses

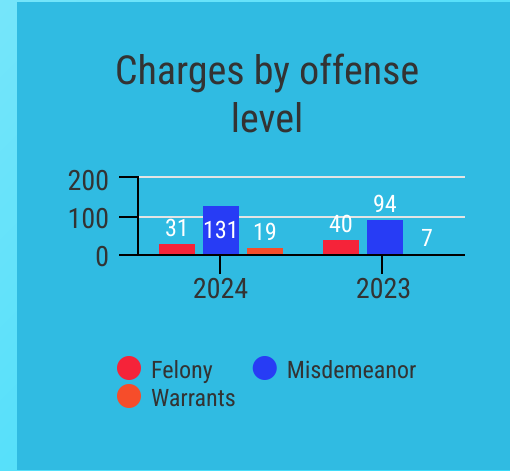
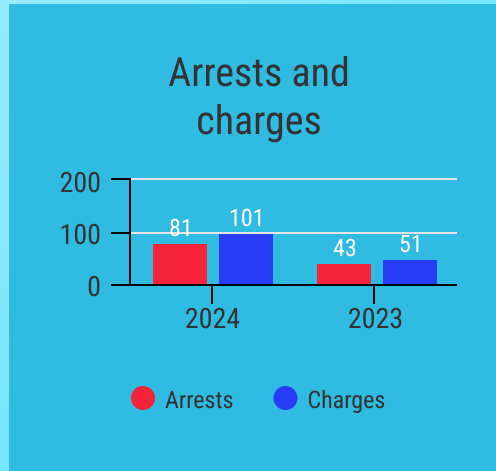
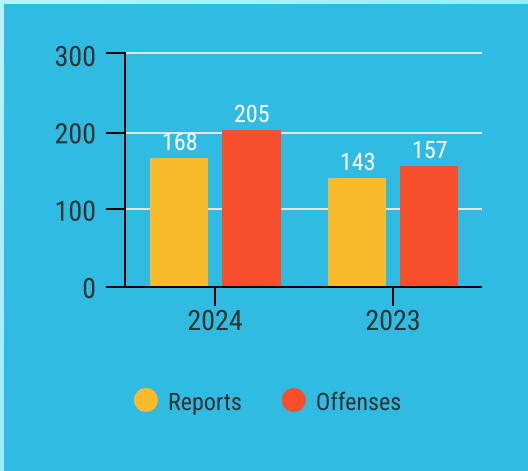
National Incident Based Reporting System



Offense Group	2024	2023
Group A	73	102
Group B	93	64


Crime Type	2024	2023
Persons	17	15
Property	46	38
Fraud	0	4
Crimes against Children	3	4
Other	139	96

Incident Reports, Total Offenses, and Arrests



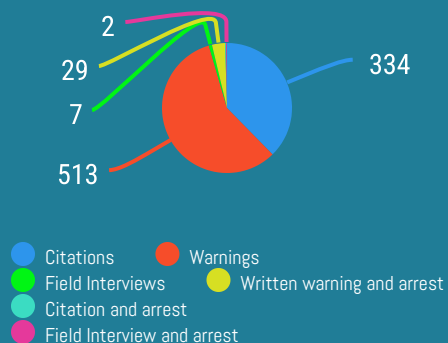
*Group A offenses are 22 offense categories, including but not limited to assaultive offenses, sex offenses, larceny, arson, and prostitution, where extensive data is collected.
 Group B offenses consist of 11 offense categories, including but not limited to bad checks, DWI, non-violent family offenses, and all other offenses, where only arrest data is collected.

Traffic Enforcement Analysis



887

Total traffic stops conducted




32

Traffic stops resulting in a citation with an arrest, traffic stops resulting in a warning with an arrest, and field interviews that resulted in an arrest. 3.8% of all stops resulted in an arrest



68 searches out of 887 stops

Officers conducted a search of the vehicle based on consent, contraband in plain view, incident to arrest, inventory, or probable cause. 7.67% of all stops resulted in a search



29

Contraband, such as alcohol and drugs, was discovered as a result of the stop. 43% of searches produced contraband

STEP - Selective Traffic Enforcement Program



44

**Total traffic stops
conducted during STEP**

Texas has lost at least one person every day on Texas roads since Nov. 7, 2000. Officers concentrate traffic enforcement in selected areas where a high number of collisions occur. Enforcement activity targets specific violations to include speeding, seatbelts, intersection, distracted driving, DWIs, and CMV.



36

Citations

37

Warnings

2

Arrests

Enforcement activity is designed to reduce the number of collisions on Texas roadways by gain voluntary compliance to traffic safety laws.



22.25

**Total Hours
Worked**



\$685.07

**TxDOT
Reimbursement**

Traffic Enforcement Analysis



Crashes & DWI

Responded to
70

2
Involving Alcohol
or Drugs

33
DWI
Arrests

DWI Arrests by the numbers*



Manor Police Department DWI Profile - September 2024

Sunday 5	Monday 2	Tuesday 6	Wednesday 1	Thursday 2	Friday 7	Saturday 10
Total Cases 33		Reason for Contact				
Average BAC: 0.141		Weaving/Fail to maintain single lane		15		
17% 83%		Speeding		9		
		911 call or Dispatched		7		
		Ran stop sign/light		4		
		Stopping problems (too far, too short, or to jer..		3		
		Driving on other than designated roadway		3		
		Crash		3		
		Almost striking object or vehicle		3		
		Suspicious Vehicle/Welfare Concern		2		
		Slow or failing to respond to officer's signals		2		
		Requested by other officer		2		
		Failure to signal or signal inconsistent with acti..		2		
		Turning with a wide radius or improper turn		1		
		Expired Registration		1		
				12 AM 3		
				1 AM 4		
				2 AM 5		
				3 AM 6		
				5 PM 2		
				6 PM 3		
				7 PM 2		
				8 PM 1		
				9 PM 1		
				10 PM 2		
				11 PM 4		