



Manor Police Department

Monthly Report November 2024



Manor Police Department By The Numbers



1849

Number of calls for service

62

Average calls per day



Total Training Hours

404



Mental Health Calls

6



Juvenile Detentions

11

* Includes academy training hours

Interactions



6

Community Events

3

Hosted Events

3

External Events



0:03:00

Average response time



2.5

The average number of people an officer interacts with per call.

1.67

The average number of people an officer interacts with per stop.



4,623

The estimated number people officers interact with on calls alone.

1,351

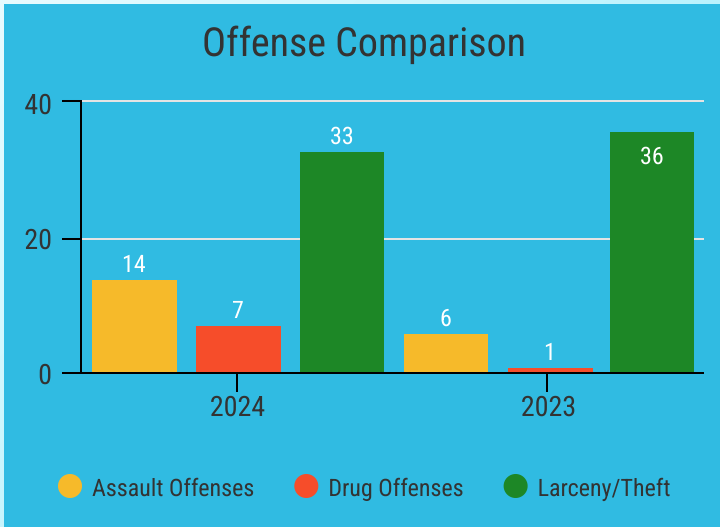
The estimated number people officers interact with on stops alone.

5,974

The estimated number people officers interact with total.

Criminal Offenses

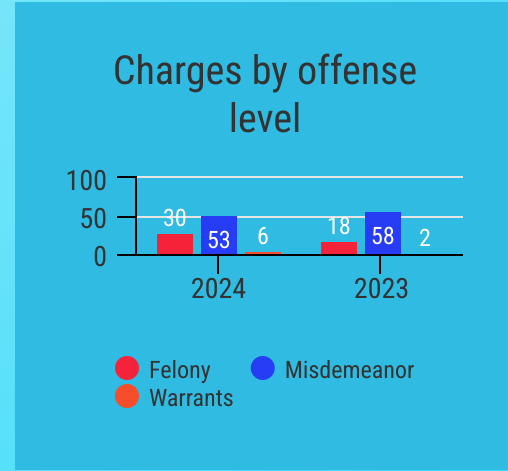
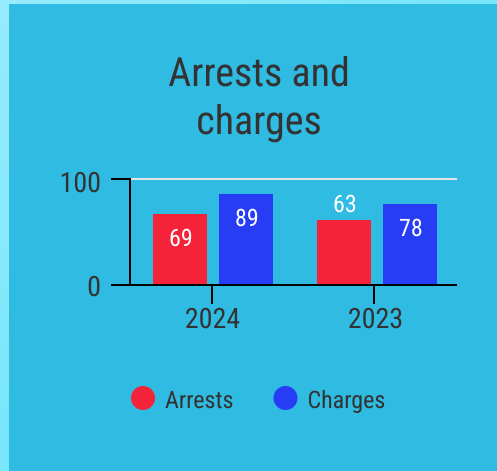
National Incident Based Reporting System



Offense Group	2024	2023
Group A	70	83
Group B	109	97


Crime Type	2024	2023
Persons	15	5
Property	43	66
Fraud	3	5
Crimes against Children	0	2
Other	118	102

Incident Reports, Total Offenses, and Arrests



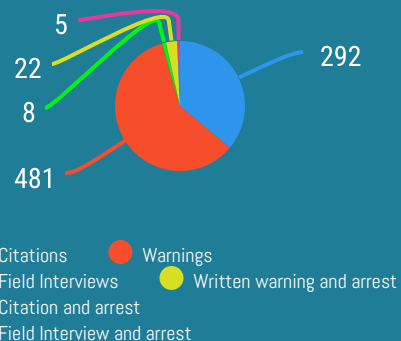
*Group A offenses are 22 offense categories, including but not limited to assaultive offenses, sex offenses, larceny, arson, and prostitution, where extensive data is collected.
 Group B offenses consist of 11 offense categories, including but not limited to bad checks, DWI, non-violent family offenses, and all other offenses, where only arrest data is collected.

Traffic Enforcement Analysis



809

Total traffic stops conducted



28

Traffic stops resulting in a citation with an arrest, traffic stops resulting in a warning with an arrest, and field interviews that resulted in an arrest. 3.46% of all stops resulted in an arrest



52 searches out of 809 stops

Officers conducted a search of the vehicle based on consent, contraband in plain view, incident to arrest, inventory, or probable cause. 6.43% of all stops resulted in a search



25

Contraband, such as alcohol and drugs, was discovered as a result of the stop. 48% of searches produced contraband

STEP - Selective Traffic Enforcement Program



29

**Total traffic stops
conducted during STEP**

Texas has lost at least one person every day on Texas roads since Nov. 7, 2000. Officers concentrate traffic enforcement in selected areas where a high number of collisions occur. Enforcement activity targets specific violations to include speeding, seatbelts, intersection, distracted driving, DWIs, and CMV.



8

Citations

30

Warnings

0

Arrests

Enforcement activity is designed to reduce the number of collisions on Texas roadways by gain voluntary compliance to traffic safety laws.



10.5

**Total Hours
Worked**



\$630.00

**TxDOT
Reimbursement**

Traffic Enforcement Analysis



Crashes & DWI

Responded to
92

9
Involving Alcohol
or Drugs

29
DWI
Arrests

DWI Arrests by the numbers*



Manor Police Department DWI Profile - November 2024

	Sunday 6	Monday 1	Tuesday 3	Wednesday 1	Thursday 4	Friday 7	Saturday 7
Total Cases 29							
Average BAC: 0.154							
Gender							
Female (21%)							
Male (79%)							
Age Group							
Under 21							
21 to 29							
30 to 39							
40 to 49							
Ethnicity							
Hispanic							
Black							
White							
Unknown							
Suspected Impairment							
Alcohol Only							
Alcohol and Drug							
Drug Only							
Reason for Contact							
Weaving/Fail to maintain single lane							
Speeding							
Slow or failing to respond to officer's signals							
911 call or Dispatched							
Crash							
Varying speed							
Suspicious Vehicle/Welfare Concern							
Ran stop sign/light							
Almost striking object or vehicle							
Turning with a wide radius or improper turn							
Stopping in lane for no apparent reason or unre..							
Unnecessary acceleration or deceleration							
Stopping problems (too far, too short, or to jer..							
Requested by other officer							
Inappropriate or unusual behaviour (throwing ..							
Following too closely							
Failure to signal or signal inconsistent with acti..							
Expired Registration							
Driving on other than designated roadway							
Defective Equipment							
Time of Day							
12 AM							
1 AM							
2 AM							
3 AM							
4 AM							
12 PM							
4 PM							
6 PM							
7 PM							
9 PM							
11 PM							