



ANNUAL WORK PROGRAM

Fiscal Year
2020-21
Amendment No. 2

TABLE OF CONTENTS

Introduction.....	2
FY 2020-21 Measure T Allocation	5
Measure “T” Programming Summary	6
Local Agency Annual Expenditure Plans	7
Madera County Transportation Authority	8
County of Madera.....	12
City of Madera.....	14
City of Chowchilla.....	16
Reports.....	19
End of Year Reports	19
Madera County Transportation Authority	19
County of Madera.....	20
City of Madera.....	21
City of Chowchilla.....	22
Other Reports	23
Measure T Fiscal Year Receipts from BOE	24
Appendix.....	25
Map of Avenue 12 Interchange Project	26
Map of Ellis Street Overcrossing Project.....	27
Map of 4 th Street Widening	28
Map of SR 41 Passing Lanes.....	29
Map of Oakhurst Mid-Town Connector.....	30
Map of SR 233 Interchange.....	31
Madera 2020 STIP Program	32

Introduction

In November 2006 Madera County voters approved Measure “T”, which allowed a new Transportation Authority to impose a ½ cent retail transaction and use tax for 20 years (between April 1, 2007 and March 31, 2027). This sales tax measure will provide approximately \$167 Million in new revenues for transportation improvements according to financial projections through the year 2027. The allocation of projected sales tax revenues to specific types of transportation funding programs and improvement projects is described in the Investment Plan. The Investment Plan was developed by a Steering Committee who through many weeks of intense discussion and hard work developed the Measure funding program commitments. The Committee realized that providing Measure funds for all modes of transportation would meet the quality of life intent of the new Measure. This would in turn enable agencies within the County to address the needs of residents, businesses, and major industries over the 20-year life of the Measure. The Measure “T” Investment Plan details the following:

1. COMMUTE CORRIDORS/FARM TO MARKET PROGRAM (Regional Transportation Program) - \$85.3 million or 51%.

Authorizes major new projects to:

- Improve freeway interchanges
- Add additional lanes
- Increase safety as determined by the local jurisdictions
- Improve and reconstruct major commute corridors

These projects provide for the movement of goods, services, and people throughout the County. Major highlights of this Program include the following:

- **\$43.5 million** (approximately 26% of the Measure) is directed to fund capacity increasing projects and to leverage federal and State funding.
- **\$41.8 million** (approximately 25% of the Measure) is available for rehabilitation, reconstruction, and maintenance of sections of regional streets and highways.

Funds can be used for all phases of project development and implementation. This funding program requires new growth and development within the County and each of the cities to contribute to street and highway project costs through local mandatory Traffic Impact Fee (TIF) programs. Funds collected by the local agencies through the TIF programs will provide at least 20% of the funds needed to deliver Tier 1 Projects over the Measure funding period (2007 through 2027). Specific Regional Transportation Program highlights and implementing guidelines are also described in Appendix B of the Investment Plan and in Section 4 of the Strategic Plan.

2. SAFE ROUTES TO SCHOOLS AND JOBS PROGRAM (Local Transportation Program) - \$73.6 million or 44%.

The goal is to improve each individual City's and the County's local transportation systems. Several funding programs are included:

- **\$36.3 million** (approximately 21.75%) has been guaranteed to each city and the County to meet scheduled maintenance needs and to rehabilitate the aging transportation system.
- Another **\$36.3 million** of "flexible" funding is provided to the local agencies for any transportation project they feel is warranted including:
 - Fill potholes
 - Repave streets
 - County Maintenance District Area improvements
 - Add additional lanes to existing streets and roads
 - Improve sidewalks
 - Traffic control devices to enhance student and public safety
 - Enhance public transit
 - Construct bicycle and pedestrian projects and improvements
 - Separate street traffic from rail traffic

The local agencies in Madera County know what their needs are and how best to address those needs.

- About **\$836,000** (approximately 0.5%) is provided to fund local agencies for the ADA Compliance Program including curb cuts and ramps to remove barriers, as well as other special transportation services.

Funds can be used for all phases of project development and implementation. Specific Local Transportation Program highlights and implementing guidelines are described in Appendix B of the Investment Plan and in Section 4 of the Strategic Plan.

3. TRANSIT ENHANCEMENT PROGRAM (Public Transportation Program) - \$3.3 million or 2%.

The goal of this program is to expand or enhance public transit programs that address the transit dependent population and have a demonstrated ability to get people out of their cars and improve air quality. To accomplish this important goal:

- **\$3.06 million** (1.83% of Measure funding) is provided to the three (3) transit agencies within the County based upon service area population. Madera County would receive **\$1.64 million** or .92% of Measure funds, the City of Chowchilla would receive **\$0.22 million** or 0.14%, and the City of Madera would receive **\$1.2 million** or 0.77%. The transit agencies would use the funds to address major new expansions of the express, local, and feeder bus services including additional:
 - Routes
 - Buses (including low emission)
 - Night and weekend service
 - Bus shelters and other capital improvements

- Safer access to public transit services
- Carpools
- The remaining **\$284,000** (0.17% of Measure funding) is directed to ADA, Seniors, and Paratransit programs to improve mobility for seniors and individuals with disabilities.

Specific Transit Enhancement Program highlights and implementing guidelines are also described in Appendix B of the Investment Plan and in Section 4 of the Strategic Plan.

4. ENVIRONMENTAL ENHANCEMENT PROGRAM - \$3.3 million or 2%.

This program's goal is to improve air quality and the environment through four (4) important programs:

- Environmental Mitigation
- Air Quality (including road paving to limit PM₁₀ and PM_{2.5} emissions)
- Bicycle/Pedestrian Facilities
- Car/Van Pools

The linkage between air quality, environmental mitigation, and transportation is stressed and consequently, the local agency may direct the funds to the four (4) categories listed above as they desire. Specific Environmental Enhancement Program highlights and implementing guidelines are described in Appendix B of the Investment Plan and in Section 4 of the Strategic Plan.

5. ADMINISTRATION AND PLANNING PROGRAM - \$1.67 million or 1%.

Measure funding is provided to the Authority to:

- Prepare Investment Plan updates
- Develop allocation program requirements
- Administer and conduct specified activities identified in the other four (4) programs described above

Specific Administration / Planning Program highlights and implementing guidelines are described in Appendix B of the Investment Plan and in Section 4 of the Strategic Plan.

This document, the Measure "T" Annual Work Program, outlines the anticipated expenditure of Measure "T" funds by each Agency to the various programs for a specific year.



FY 2020-21 Measure T Allocation Amendment No. 1

Gross Allocation	10,400,000.00
Deductions	0.00
Net Allocation	<u>10,400,000.00</u>

Jurisdiction	Population	Rate
County	80,357	0.5081
Madera	65,415	0.4136
Chowchilla	12,375	0.0782
	<u>158,147</u>	

Measure T Programs	Percent	Amount	County Allocation	Madera Allocation	Chowchilla Allocation	MCTA Allocation
Commute Corridors/Farm to Market	51.00%	\$ 5,304,000.00				
Regional Streets and Highways Program	26.00%	\$ 2,704,000.00				\$ 2,704,000.00
Regional Rehab	25.00%	\$ 2,600,000.00	\$ 1,321,101.25	\$ 1,075,448.79	\$ 203,449.96	
Safe Routes to School & Jobs	44.00%	\$ 4,576,000.00				
Street Maintenance	13.00%	\$ 1,352,000.00	\$ 686,972.65	\$ 559,233.37	\$ 105,793.98	
County Maint. District, Suppl. Street Maint.	8.75%	\$ 910,000.00	\$ 462,385.44	\$ 376,407.07	\$ 71,207.49	
Flexible (*Funds impounded by MCTA)	21.75%	\$ 2,262,000.00	\$ 1,149,358.09	\$ 935,640.45	\$ 177,001.46	\$ 2,262,000.00
ADA Compliance	0.50%	\$ 52,000.00	\$ 26,422.02	\$ 21,508.98	\$ 4,069.00	
Transit Enhancement Program	2.00%	\$ 208,000.00				
Madera County	0.9299%	\$ 96,709.60	\$ 96,709.60			
City of Madera	0.7569%	\$ 78,717.60		\$ 78,717.60		
City of Chowchilla	0.1432%	\$ 14,892.80			\$ 14,892.80	
ADA/Seniors/Paratransit	0.17%	\$ 17,680.00	\$ 8,983.49	\$ 7,313.06	\$ 1,383.45	
Environmental Enhancement Prog.	2.00%	\$ 208,000.00	\$ 105,688.10	\$ 86,035.90	\$ 16,276.00	
Administration/Planning	1.00%	\$ 104,000.00				\$ 104,000.00
		TOTAL	\$ 2,708,262.55	\$ 2,204,664.77	\$ 417,072.68	\$ 5,070,000.00

Measure “T” Programming Summary

MCTA

	<u>CO</u>	<u>Excess</u>	<u>Allocated</u>	<u>Bond/Other</u>	<u>Programmed</u>	<u>Balance</u>
Regional Streets and Highways	\$4,880,369	\$176,815	\$2,704,000	\$301,560	\$8,071,744	\$0
Flexible Program	\$3,683,681	\$147,912	\$2,262,000	\$0	\$6,093,593	\$0
Admin/Planning/Other	\$0	\$6,800	\$104,000	\$0	\$108,023	\$2,777
TOTALS	\$8,564,050	\$331,527	\$5,070,000	\$301,560	\$14,273,360	2,777

County of Madera

	<u>CO</u>	<u>Excess</u>	<u>Allocated</u>	<u>Programmed</u>	<u>Balance</u>
Commute Corridors/ Farm to Market (Regional)	\$7,993,230	\$85,653	\$1,321,101	\$8,078,883	\$1,321,101
Safe Routes to School & Jobs (Local)	\$3,310,739	\$76,232	\$1,175,780	\$3,156,373	\$1,406,378
Transit Enhancement Program (Public)	\$759,424	\$6,852	\$105,693	\$664,658	\$207,311
Environmental Enhancement Program	\$893,120	\$6,852	\$105,688	\$899,972	\$105,688
TOTALS	\$12,956,513	\$175,589	\$2,708,262	\$12,799,886	\$3,040,478

City of Madera

	<u>CO</u>	<u>Excess</u>	<u>Allocated</u>	<u>Programmed</u>	<u>Balance</u>
Commute Corridors/ Farm to Market (Regional)	\$8,300,644	\$70,777	\$1,075,449	\$6,744,045	\$2,702,825
Safe Routes to School & Jobs (Local)	\$1,868,380	\$62,992	\$957,149	\$1,295,000	\$1,593,521
Transit Enhancement Program (Public)	\$413,279	\$5,662	\$86,031	\$0	\$504,972
Environmental Enhancement Program	\$314,308	\$5,662	\$86,036	\$93,000	\$313,006
TOTALS	\$10,896,611	\$145,093	\$2,204,665	\$8,132,045	\$5,114,324

City of Chowchilla

	<u>CO</u>	<u>Excess</u>	<u>Allocated</u>	<u>Programmed</u>	<u>Balance</u>
Commute Corridors/ Farm to Market (Regional)	\$0	\$13,584	\$203,450	\$217,034	\$0
Safe Routes to School & Jobs (Local)	\$97,213	\$12,090	\$181,070	\$290,373	\$0
Transit Enhancement Program (Public)	\$1,595	\$1,041	\$16,276	\$0	\$18,912
Environmental Enhancement Program	\$0	\$1,087	\$16,276	\$0	\$17,363
TOTALS	\$98,808	\$27,802	\$417,072	\$507,407	\$36,275

Local Agency Annual Expenditure Plans

The 20-year measure funding is expected to generate approximately a total of \$167,000,000. A majority of this amount is allocated as pass through funds to the local jurisdictions based on population size. Figure 1 indicates the population percentage of each local jurisdiction for this fiscal year. For FY 2020-21 a total of \$10,400,000 is estimated to be allocated to each jurisdiction. Figure 2 indicates the amount that will be allocated to each jurisdiction, including the Madera County Transportation Authority.

Figure 1

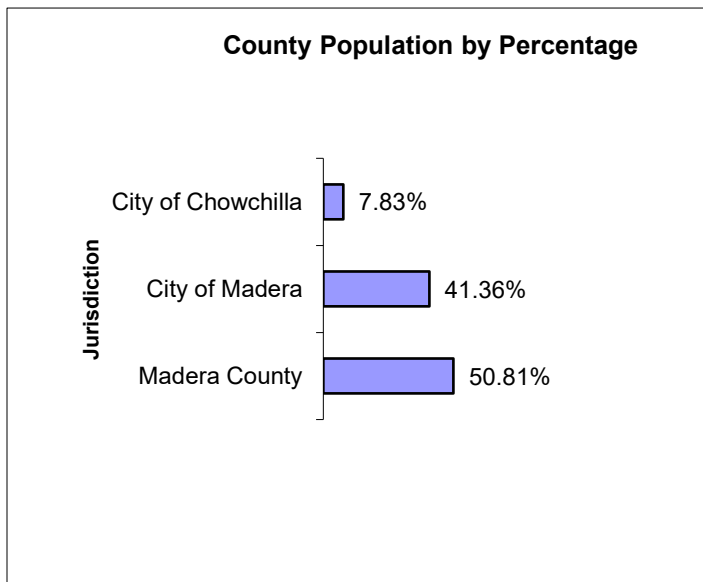
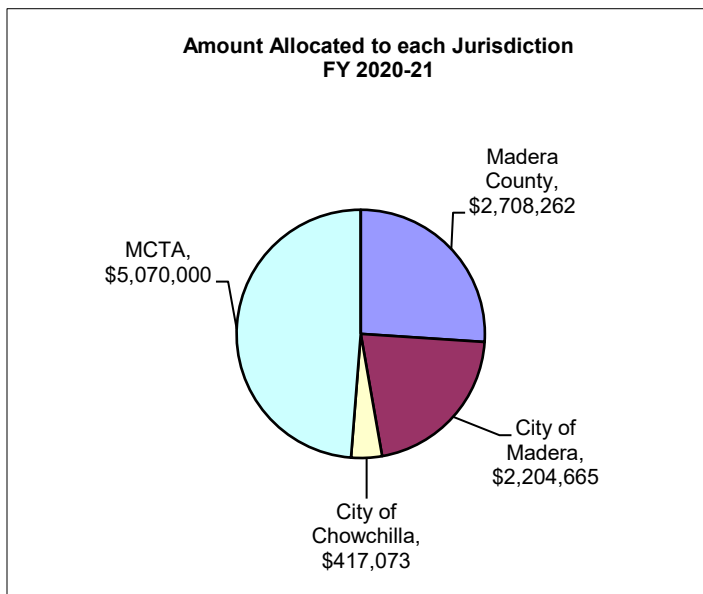


Figure 2



The following pages indicate how each jurisdiction is planning to spend their 2020-21 allocation.

Madera County Transportation Authority

Measure T Annual Expenditure Plan
Fiscal Year 2020-21



<u>Commute Corridors/Farm to Market (Regional)</u>				<u>Carryover</u>	<u>Excess</u>	<u>Allocation</u>	<u>Bond/Other</u>	<u>Available</u>
<u>Regional Streets and Highways Program</u>				\$4,889,369	\$176,815	\$2,704,000	\$301,560	\$8,071,744
Project	Environmental Studies & Permits	Right of Way	Plans, Specifications, & Estimates	Construction	Misc.	Total		
SR 41 Passing Lanes						\$ 0		
SR 99 / Ave 12 Interchange						\$ 0		
Oakhurst Mid-Town Connector				\$ 6,572,500		\$ 6,572,500		
Bond Debt Service					\$ 1,499,244	\$ 1,499,244		
Reserve for Next Fiscal Year						\$ 0		
				Total Projects		\$ 8,071,744		
				Balance		\$ -		

<u>Administration/Planning Program</u>	<u>Carryover</u>	<u>Excess</u>	<u>Allocation</u>	<u>Other</u>	<u>Available</u>
<u>MCTA</u>	\$0	\$6,800	\$104,000	\$0	\$110,800
Project	Budget				
Salaries & Benefits	\$ 48,023				
Audits, Fin. Asst.	\$ 24,000				
MCTA Conf/Travel/Other	\$ 26,000				
General Proj Dev Costs	\$ 10,000				
Total Projects	\$ 108,023				
Balance	\$ 2,777				

Other Funds Allocated to MCTA

		<u>Carryover</u>	<u>Excess</u>	<u>Allocation</u>	<u>Bond/Other</u>	<u>Available</u>
	<u>Other Funds (Flexible, Impact Fees, Local)</u>	\$3,683,681	\$147,912	\$2,262,000	\$0	\$6,093,593
<u>Project</u>	<u>Environmental Studies & Permits</u>	<u>Right of Way</u>	<u>Plans, Specifications, & Estimates</u>	<u>Construction</u>	<u>Misc.</u>	<u>Total</u>
SR 233 Interchange	\$ 506,679	\$ -	\$ -	\$ -	\$ -	\$ 506,679
SR 41 Passing Lanes	\$ -	\$ -	\$ -	\$ -	\$ -	\$ -
SR99 Widening – Ave 12 to 17	\$ -	\$ -	\$ -	\$ -	\$ -	\$ -
Oakhurst Mid-Town Connector	\$ -	\$ -	\$ -	\$ 4,872,500	\$ -	\$ 4,872,500
SR99 Widening – Ave 7 to 12		\$ 5,000				\$ 5,000
Bond Debt Service					\$ 709,414	\$ 709,414
Reserve for Next Fiscal Year						
				Total Projects		<u>\$ 6,093,593</u>
				Balance		<u>\$ -</u>

	<u>Environmental Studies & Permits</u>	<u>Right of Way</u>	<u>Plans, Specifications, & Estimates</u>	<u>Construction</u>	<u>Misc.</u>	<u>Total</u>
County of Madera						
Flexible Account		\$ 5,000		\$ 4,872,500		\$ 4,877,500
Impact Fees						\$ -
Local Funds						\$ -
City of Madera						
Flexible Account						\$ -
Impact Fees						\$ -
Local Funds						\$ -
City of Chowchilla						
Flexible Account	\$ 506,679					\$ 506,679
Impact Fees						\$ -
Local Funds						\$ -

***Measure T Projects Programmed in STIP-Regional Program Phase I**

	<u>Prior</u>	<u>2015-16</u>	<u>2016-17</u>	<u>2017-18</u>	<u>2018-19</u>	<u>2019-20</u>	<u>Total</u>
SR 99/Ave 12 Interchange							
<i>Measure T Regional</i>	\$ 7,657,000						\$ 7,657,000
<i>Flexible Program</i>	\$ 3,920,000						\$ 3,920,000
<i>Route 99 Bond</i>	\$ 50,402,000		\$ 9,000,000				\$ 59,402,000
<i>STIP</i>	\$ 22,823,000			\$ 5,295,000			\$ 28,118,000
							\$ 99,097,000
Ellis Ave. Overcrossing							
<i>Measure T Regional</i>	\$ 8,670,000						\$ 8,670,000
<i>Flexible Program</i>	\$ 1,800,000						\$ 1,800,000
<i>Measure A/Local</i>	\$ 5,930,000						\$ 5,930,000
							\$ 16,400,000
4th Street Widening							
<i>Measure T Regional</i>	\$ 2,870,000						\$ 2,870,000
<i>Flexible Program</i>	\$ 3,358,000						\$ 3,358,000
<i>STIP</i>	\$ 5,148,000						\$ 5,148,000
							\$ 11,376,000
SR 41 Passing Lanes							
<i>Measure T Regional</i>	\$ 4,409,000						\$ 4,409,000
<i>Flexible Program</i>	\$ 4,374,000						\$ 4,374,000
<i>STIP</i>	\$ 11,047,000						\$ 11,047,000
							\$ 19,830,000
SR 99 Widening – Ave 12 to Ave 17							
Flexible Program	\$ 2,250,000		\$ 1,350,000	\$ 1,250,000			\$ 4,850,000
SHOPP/ Route 99 Bond					\$ 79,754,900		\$ 79,754,900
<i>STIP</i>			\$ 1,545,000				\$ 1,545,000
							\$ 86,149,900
Measure T Total	\$ 39,308,000	\$ 0	\$ 1,350,000	\$ 1,250,000	\$ 0	\$ 0	\$ 41,908,000
Yearly Total	\$ 134,658,000	\$ 0	\$ 11,895,000	\$ 6,545,000	\$ 79,754,900	\$ 0	\$ 232,852,900

Measure T 2020-21 Annual Work Program Amendment No.2

***Measure T Projects Programmed in Regional Program Phase II**

	<u>2014-15</u>	<u>2015-16</u>	<u>2016-17</u>	<u>2017-18</u>	<u>2018-19</u>	<u>2019-20</u>	<u>Later</u>	<u>Total</u>
Oakhurst Mid-Town Connector								
<i>Measure T Regional</i>			\$ 228,500			\$ 651,500	\$ 6,572,500	\$ 7,452,500
<i>Flexible Program</i>	\$ 300,000	\$ 610,000	\$ 228,500			\$ 1,556,500	\$ 4,872,500	\$ 7,567,500
Local Partnership Program-SB1							\$ 5,000,000	\$ 5,000,000
								\$ 20,020,000
SR 233 Interchange Improvements								
<i>Measure T Regional</i>							\$ 7,600,000	\$ 7,600,000
<i>Flexible Program</i>	\$ 300,000	\$ 900,000			\$ 600,000		\$ 3,100,000	\$ 4,900,000
<i>Other</i>							\$ 3,600,000	\$ 3,600,000
								\$ 16,100,000
SR 99 Widening – Ave 7 to 12								
<i>Measure T Flexible Program</i>							\$ 841,000	\$ 841,000
<i>STIP (IIP)</i>							\$ 9,813,000	\$ 9,813,000
<i>SR 99 Bond</i>							\$ 3,060,000	\$ 3,060,000
<i>Trade Corridor Enhancement Program-SB1</i>							\$ 4,659,000	\$ 4,659,000
<i>Other</i>							\$121,500,000	\$ 121,500,000
								\$ 139,873,000
Road 200 Phase III								
<i>Measure T Regional</i>							\$ 2,700,000	\$ 2,700,000
<i>Flexible Program</i>							\$ 2,800,000	\$ 2,800,000
<i>Other</i>							\$ 2,690,000	\$ 2,690,000
								\$ 8,190,000
Cleveland Avenue Widening								
<i>Measure T Regional</i>							\$ 1,600,000	\$ 1,600,000
<i>Flexible Program</i>							\$ 1,800,000	\$ 1,800,000
<i>Other</i>							\$ 350,000	\$ 350,000
								\$ 3,750,000
Gateway Avenue Widening								
<i>Measure T Regional</i>							\$ 2,940,000	\$ 2,940,000
<i>Flexible Program</i>							\$ 3,160,000	\$ 3,160,000
<i>Other</i>							\$ 2,500,000	\$ 2,500,000
								\$ 8,600,000
Measure T Total	\$ 600,000	\$ 1,510,000	\$ 457,000	\$ 0	\$ 0	\$ 2,808,000	\$ 37,986,000	\$ 43,361,000
Yearly Total	\$ 600,000	\$ 1,510,000	\$ 457,000	\$ 0	\$ 0	\$ 2,808,000	\$191,158,000	\$ 196,533,000

Measure T 2020-21 Annual Work Program Amendment No.2

County of Madera

Measure T Annual Expenditure Plan
Fiscal Year 2020-21

<i>Commute Corridors/Farm to Market (Regional)</i>	<u>Carryover</u>	<u>Excess</u>	<u>Allocation</u>	<u>Available</u>
<u>Rehab, Reconstruct, Maintenance Program</u>	\$7,993,230	\$85,653	\$1,321,101	\$9,399,984

Project	Budget
<i>Ave 26 Rehab (FLAP match)</i>	\$ 3,093,883
<i>Road 200 Phase 3 Bridge</i>	\$ 4,000,000
<i>Road 23 Bridge (Match for HBP)</i>	\$ 350,000
<i>Avenue 7 Rehab (Match SB-1 LPP)</i>	\$ 400,000
<i>Road 30 N. of Ave 12 (Match for SB-1 LPP)</i>	\$ 185,000
<i>Pavement Management System</i>	\$ 50,000
<i>Reserve for next fiscal year</i>	\$ 1,321,101
Total Projects	\$ 9,399,984
Balance	\$ -

<i>Safe Routes to School & Jobs (Local)</i>	<u>Carryover</u>	<u>Excess</u>	<u>Allocation</u>	<u>Available</u>
<u>Street Maintenance Program</u>	\$1,640,554	\$44,540	\$686,973	\$2,372,067

Project	Budget
<i>Overlays</i>	\$ 500,000
<i>Chip Seal</i>	\$ 500,000
<i>Patching</i>	\$ 250,000
<i>Misc. Road Maintenance</i>	\$ 435,094
<i>Reserve for Next Fiscal Year</i>	\$ 686,973
Total Projects	\$ 2,372,067
Balance	\$ -

<u>County Maintenance Districts</u>	\$1,441,300	\$29,979	\$462,685	\$1,933,664
Project	Budget			
<i>Overlays/Chip Seals</i>	\$ 800,000			
<i>Patching</i>	\$ 100,000			
<i>Misc. Road Maintenance</i>	\$ 571,279			
<i>Reserve for Next Fiscal Year</i>	\$ 462,385			
Total Projects	\$ 1,933,664			
Balance	\$ -			

Flexible Program

\$0

\$0

\$1,149,358

\$1,149,358

Project	Budget
<i>MCTA Impound for Matching</i>	\$ 1,139,358
<hr/>	
Total Projects	<u>\$ 1,139,358</u>
Balance	\$ -

ADA Compliance

\$228,885

\$1,713

\$26,422

\$257,020

Project	Budget
<i>Reserve for Next Fiscal Year</i>	\$ 257,020
<hr/>	
Total Projects	<u>\$ 257,020</u>
Balance	\$ -

Transit Enhancement Program (Public)CarryoverExcessAllocationAvailable

\$658,389

\$6,270

\$96,710

\$769,369

Project	Budget
<i>Transit Administration/Projects</i>	\$ 664,659
<i>Reserve for Next Fiscal Year</i>	\$ 96,710
<hr/>	
Total Projects	<u>\$ 769,369</u>
Balance	\$ -

ADA / Seniors / Paratransit

\$101,035

\$582

\$8,986

\$110,601

Project	Budget
<i>Reserve for Next Fiscal Year</i>	\$ 110,601
<hr/>	
Total Projects	<u>\$ 110,601</u>
Balance	\$ -

Environmental Enhancement ProgramCarryoverExcessAllocationAvailable**Total for all Sub-programs**

\$893,120

\$6,852

\$105,688

\$1,005,660

Project	Budget
<i>CMAQ Project Match</i>	\$ 899,972
<i>Reserve for Next Fiscal Year</i>	\$ 105,688
<hr/>	
Total Projects	<u>\$ 1,005,660</u>
Balance	\$ -

City of Madera

Measure T Annual Expenditure Plan
Fiscal Year 2020-21

Commute Corridors/Farm to Market (Regional) Carryover Excess Allocation Available

Rehab, Reconstruct, Maintenance Program \$8,300,644 \$70,777 \$1,075,449 **\$9,446,870**

Project	Budget
Olive Ave. Widening – Gateway to Knox, R-10	\$ 5,385,788
2020-21 City Streets 3R & ADA Project, R-77	\$ 355,000
Almond Ave Extension – Pine to Stadium, R-82	\$ 500,000
Traffic Study – Almond/Pine/Stadium, R-87	\$ 130,000
Granada Drive/Howard Road Traffic Signal, TS-17	\$ 223,257
Howard Road/Westberry Traffic Signal, TS-19	\$ 150,000
Total Projects	<u>\$ 6,744,045</u>
Balance	\$ 2,702,825

Safe Routes to School & Jobs (Local) Carryover Excess Allocation Available

Street Maintenance Program \$1,167,192 \$36,804 \$559,233 **\$1,763,229**

Project	Budget
Overlays	\$ 175,000
Chip Seal	\$ 600,000
Other Seals	\$ -
Patching/Street Maintenance	\$ 100,000
Reserve for Next Fiscal Year	\$ -
Total Projects	<u>\$ 875,000</u>
Balance	\$ 888,229

Supplemental Street Maintenance Program \$593,408 \$24,772 \$376,407 **\$994,587**

Project	Budget
Overlays	\$ -
Surface Seal, General Maintenance	\$ -
Other Seals	\$ -
Patching/Street Maintenance	\$ 400,000
Reserve for Next Fiscal Year	\$ -
Total Projects	<u>\$ 400,000</u>
Balance	\$ 594,587

Flexible Program

\$0

\$0

\$935,640

\$935,640

Project	Budget
<i>MCTA Impound for matching</i>	\$ 935,640
Total Projects	<u>\$ 935,640</u>
Balance	<u>\$ -</u>

ADA, Seniors, Paratransit

\$107,780

\$1,416

\$21,509

\$130,705

Project	Budget
<i>ADA Walkability/Sidewalks Program, R-64</i>	\$ 20,000
Total Projects	<u>\$ 20,000</u>
Balance	<u>\$ 110,705</u>

Transit Enhancement Program**Carryover****Excess****Allocation****Available**

\$333,067

\$5,181

\$78,718

\$416,965

Project	Budget
	\$ -
Total Projects	<u>\$ -</u>
Balance	<u>\$ 416,965</u>

ADA / Seniors / Paratransit

\$80,212

\$481

\$7,313

\$88,006

Project	Budget
	\$ -
Total Projects	<u>\$ -</u>
Balance	<u>\$ 88,006</u>

Environmental Enhancement Program**Carryover****Excess****Allocation****Available****Total for all Sub-programs**

\$314,308

\$5,662

\$86,036

\$406,006

Project	Budget
<i>Alley Paving – Torres Way, ALY-01</i>	\$ 15,000
<i>2021 CMAQ Alley Paving, ALY-03</i>	\$ 10,000
<i>Schnoor Ave Sidewalk – Sunset to River, R-58</i>	\$ 3,000
<i>ADA Walkability Sidewalks Program, R-64</i>	\$ 20,000
<i>Washington School Sidewalks, R-93</i>	\$ 5,000
<i>Bike Path – Tulare/Cleveland/Raymond, PK-48</i>	\$ 40,000
Total Projects	<u>\$ 93,000</u>
Balance	<u>\$ 313,006</u>

City of Chowchilla

Measure T Annual Expenditure Plan
Fiscal Year 2020-21

<u>Commute Corridors/Farm to Market (Regional)</u>	<u>Carryover</u>	<u>Excess</u>	<u>Allocation</u>	<u>Available</u>
--	------------------	---------------	-------------------	------------------

<u>Rehab, Reconstruct, Maintenance Program</u>	\$0	\$13,584	\$203,450	\$217,034
---	-----	----------	-----------	------------------

Project	Budget
SR99/233 Roundabouts	\$ 96,534
Humboldt Storm Drain Project	\$ 120,500
Total Projects	<u>\$ 217,034</u>
Balance	\$ -

<u>Safe Routes to School & Jobs (Local)</u>	<u>Carryover</u>	<u>Excess</u>	<u>Allocation</u>	<u>Available</u>
---	------------------	---------------	-------------------	------------------

<u>Street Maintenance Program</u>	\$21,068	\$7,064	\$105,794	\$133,926
--	----------	---------	-----------	------------------

Project	Budget
Overlays	\$ -
Chip Seal	\$ -
Other Seals	\$ -
Patching/Street Maintenance/Operations	\$ 133,926
Equipment	\$ -
Reserve for Next Fiscal Year	\$ -
Total Projects	<u>\$ 133,926</u>
Balance	\$ -

<u>Supplemental Street Maintenance Program</u>	\$14,181	\$4,754	\$71,207	\$90,143
---	----------	---------	----------	-----------------

Project	Budget
Overlays	\$ 80,143
Chip Seal	\$ -
Other Seals	\$ -
Patching/Street Maintenance/Operations	\$ 10,000
Reserve for Next Fiscal Year	\$ -
Total Projects	<u>\$ 90,143</u>
Balance	\$ -

Flexible Program

\$57,266

\$11,818

\$177,001

\$246,086

Project	Budget
<i>Impound for MCTA Matching Projects</i>	\$ 188,820
<i>Maintenance/Operations</i>	\$ 57,266
Total Projects	<u>\$ 246,086</u>
Balance	\$ -

ADA Compliance

\$4,698

\$272

\$4,069

\$9,039

Project	Budget
ADA Assessment Study	\$ 9,039
Total Projects	<u>\$ 9,039</u>
Balance	\$ -

Transit Enhancement Program (Public)CarryoverExcessAllocationAvailable

\$1,595

\$949

\$14,893

\$17,437

Project	Budget
Total Projects	<u>\$ -</u>
Balance	\$ 17,437

ADA / Seniors / Paratransit

\$0

\$92

\$1,383

\$1,476

Project	Budget
<i>Reserve for Next Fiscal Year</i>	\$ 1,476
Total Projects	<u>\$ 1,476</u>
Balance	\$ -

Environmental Enhancement ProgramCarryoverExcessAllocationAvailable**Total for all Sub-programs**

\$0

\$1,087

\$16,276

\$17,363

Project	Budget
<i>Reserve for future projects</i>	\$ 17,363
Total Projects	<u>\$ 17,363</u>
Balance	\$ -

(This page intentionally left blank)

Reports

End of Year Reports

Madera County Transportation Authority



End of Year Reports

County of Madera



End of Year Reports

City of Madera



End of Year Reports

City of Chowchilla



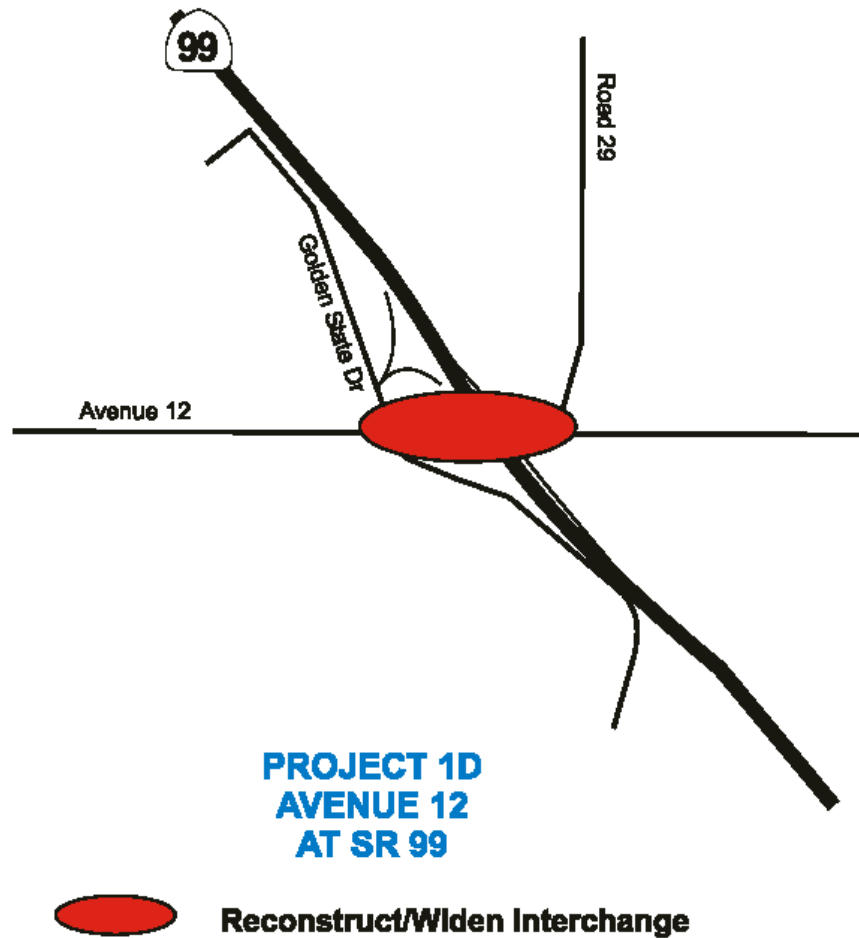
Other Reports

Measure T Fiscal Year Receipts from BOE

Year	Month	Monthly Advance	Adjust to Actual	Quarterly Interest	Monthly Totals	Misc Revenues	Annual Proceeds	Misc Expenditures	Net Proceeds	BOE Admin Fee
2019	Jul	739,200	239,601.20		978,801.20					
	Aug	-	918,842.07		918,842.07					
	Sep	709,800	175,195.33	12,797.24	897,792.57					29,140
	Oct	709,800	335,103.74		1,044,903.74					
	Nov	-	967,098.13		967,098.13					
2020	Dec	649,700	112,002.78	11,411.86	773,114.64					29,140
	Jan	649,700	168,959.92		818,659.92					
	Feb	-	1,174,683.01		1,174,683.01					
	Mar	623,500	147,535.48	13,515.57	784,551.05					29,140
	Apr	498,800	181,165.52		679,965.52					
	May	-	780,243.94		780,243.94					
	Jun	495,900	257,929.89	7,570.53	761,400.42					22,830
		5,076,400.00	5,458,361.01	45,295.20	10,580,056.21	-	10,580,056.21	-	10,580,056.21	110,250

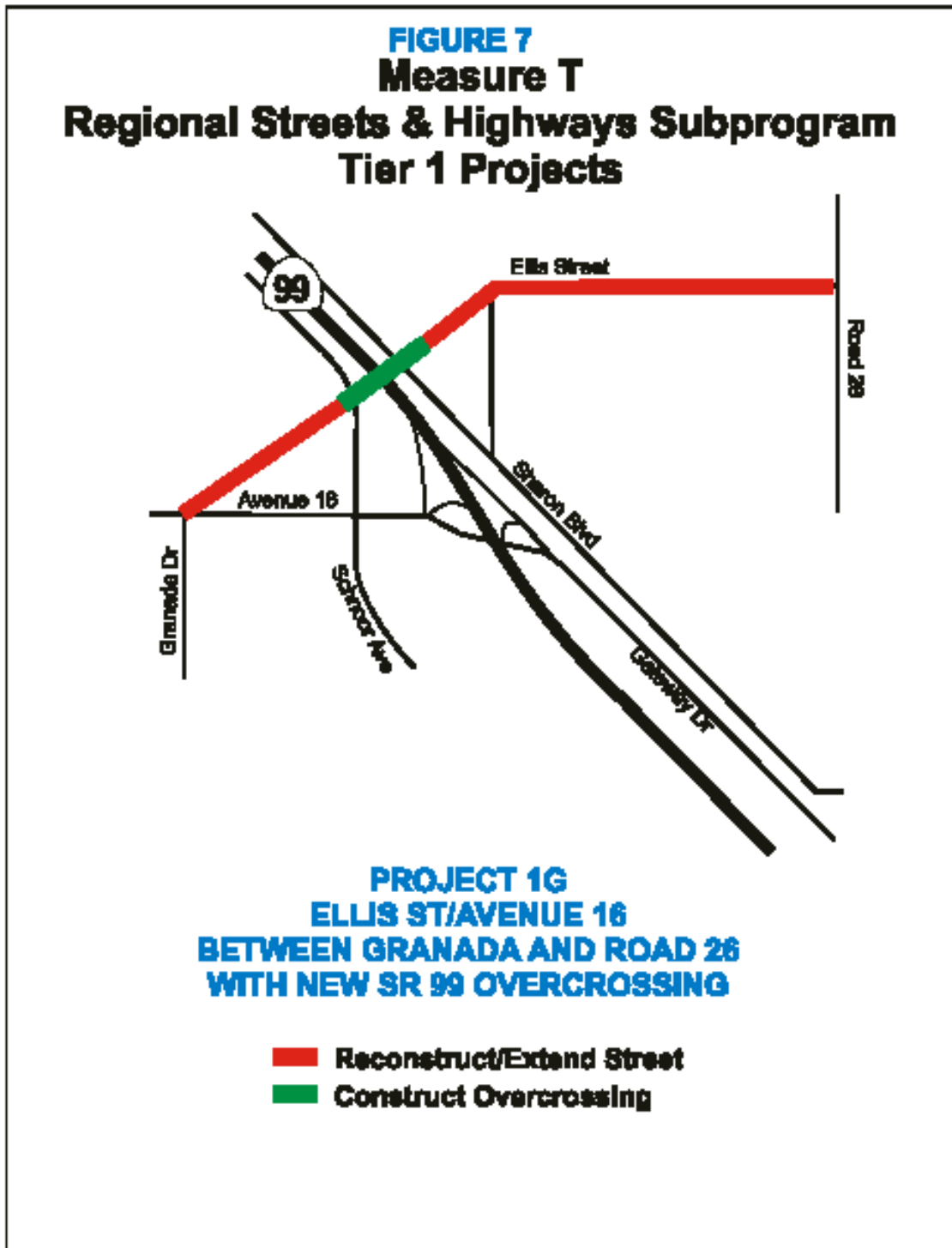
Appendix

FIGURE 4
Measure T
Regional Streets & Highways Subprogram
Tier 1 Projects



VRPA Technologies, Inc.

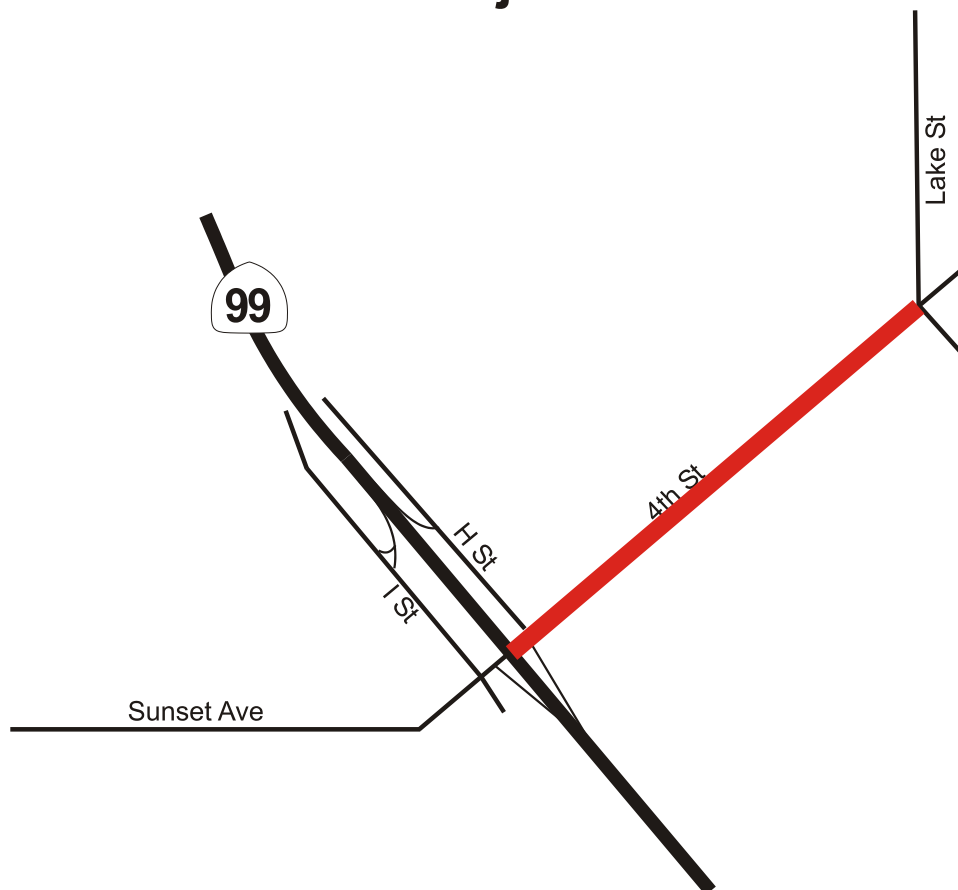
Map of Avenue 12 Interchange Project



VRPA Technologies, Inc.

Map of Ellis Street Overcrossing Project

FIGURE 14
Measure T
Regional Streets & Highways Subprogram
Tier 1 Projects

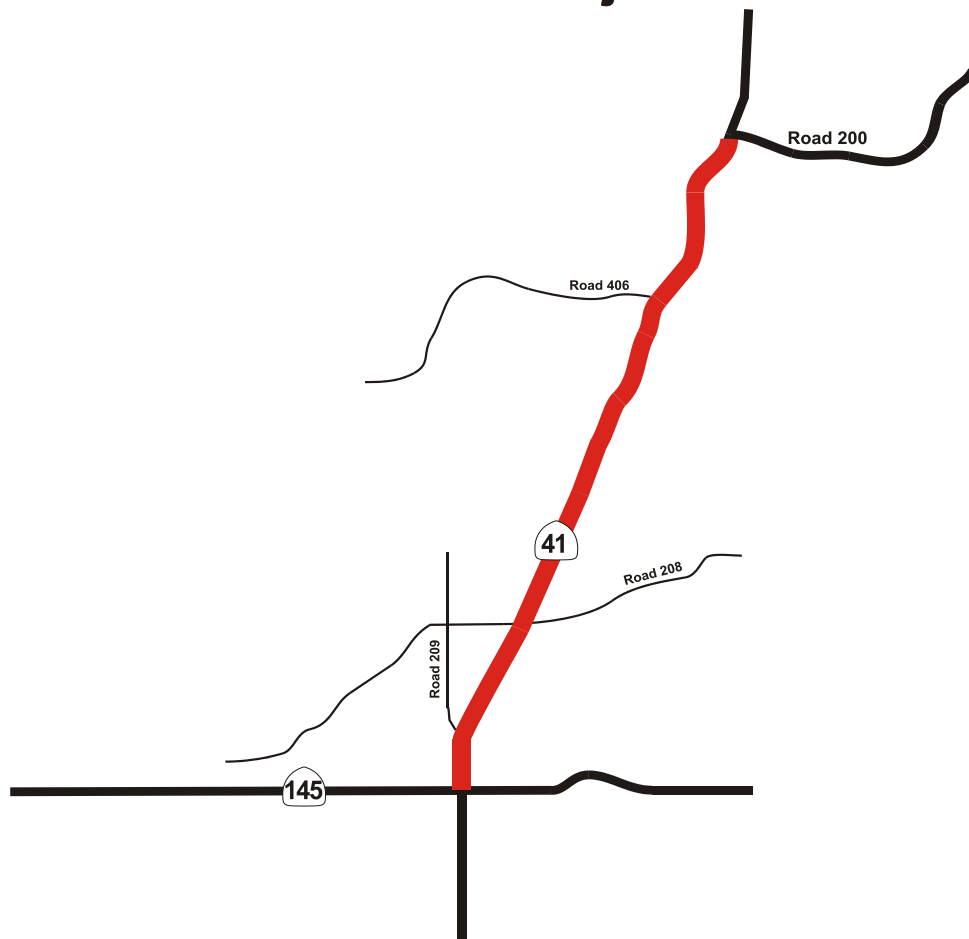


PROJECT 1N
4TH AVENUE
BETWEEN SR 99 AND LAKE ST

■ Reconstruct/Widen From 2 to 4 Lanes with Railroad Crossing

Map of 4th Street Widening

FIGURE 1
Measure T
Regional Streets & Highways Subprogram
Tier 1 Projects

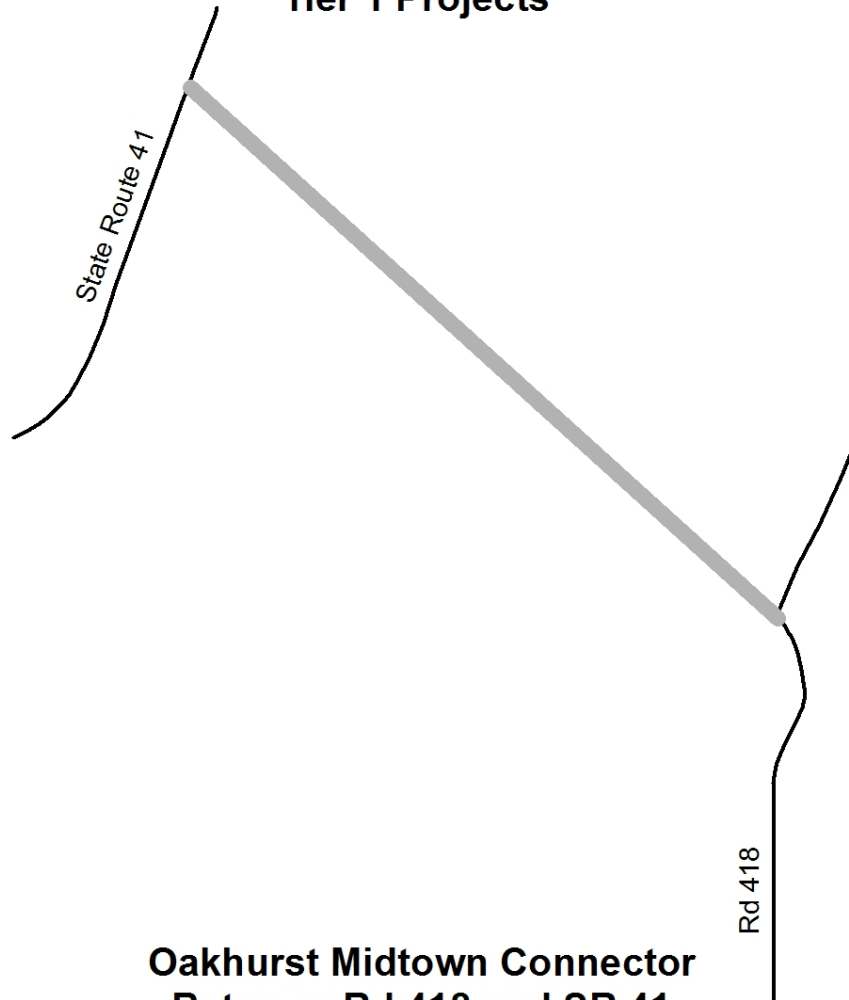


PROJECT 1A
SR 41
BETWEEN SR 145 AND ROAD 200

 **Construct Passing Lanes**

Map of SR 41 Passing Lanes

**Measure T
Regional Streets & Highways Subprogram
Tier 1 Projects**

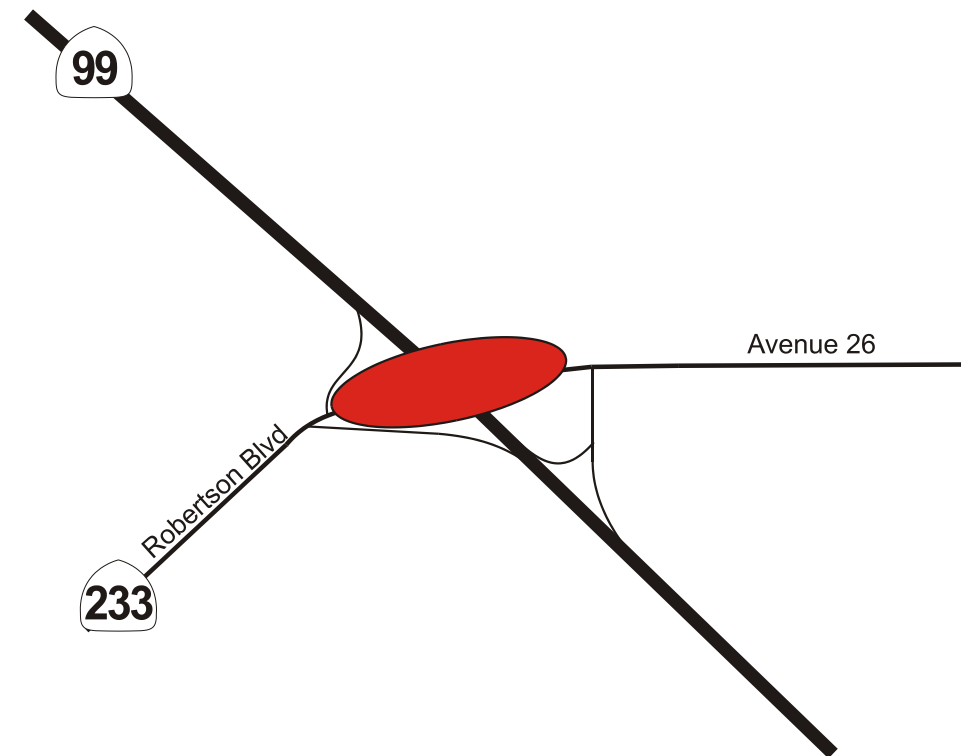


**Oakhurst Midtown Connector
Between Rd 418 and SR 41**

**New two-lane road and bridge crossing the Fresno
river, traffic signals at intersections of SR 41 and
at Rd 427 and Rd 218**

Map of Oakhurst Mid-Town Connector

FIGURE 6
Measure T
Regional Streets & Highways Subprogram
Tier 1 Projects



PROJECT 1F
SR 233
AT SR 99

 **Reconstruct/Widen Interchange**

Map of SR 233 Interchange

Madera 2020 STIP Program

Madera																			
Agency	Rte	PPNO	Project	Ext	Del.	Voted	Total	Prior	Project Totals by Fiscal Year					R/W	Project Totals by Component				
									20-21	21-22	22-23	23-24	24-25		Const	E & P	PS&E	R/W Sup	Con Sup
Highway Projects:																			
Caltrans	99	5335	Madera, Ave 12-Ave 17, widen to 6 lanes (Rt99) (incr 10-18 vote)			close	1,858	1,858	0	0	0	0	0	0	0	0	1,858	0	0
Madera CTC		6L05	Planning, programming, and monitoring			May-19	120	120	0	0	0	0	0	0	120	0	0	0	0
Madera CTC		6L05	Planning, programming, and monitoring				276	0	93	92	91	0	0	0	276	0	0	0	0
Total Programmed or Voted since July 1, 2018							2,254												
PROPOSED 2020 PROGRAMMING																			
Highway Project Proposals:																			
Madera CTC		6L05	Planning, programming, and monitoring				-276	0	-93	-92	-91	0	0	0	-276	0	0	0	0
Madera CTC		6L05	Planning, programming, and monitoring				392	0	79	78	78	78	79	0	392	0	0	0	0
Subtotal, Highway Proposals							116	0	-14	-14	-13	78	79	0	116	0	0	0	0
Total Proposed 2020 STIP Programming							116												
Balance of STIP County Share, Madera																			
Total County Share, June 30, 2019							(6,476)												
Total Now Programmed or Voted Since July 1, 2018							2,254												
Unprogrammed Share Balance							0												
Share Balance Advanced or Overdrawn							8,730												
Proposed New Programming							116												



2001 Howard Road, Suite 201 Madera, CA 93637