MEASURE T

Madera County Transportation Authority

ANNUAL WORK PROGRAM

DRAFT

Fiscal Year
2024-25

TABLE OF CONTENTS

FY 2024-25 Measure T Allocation 6

Measure "T" Programming Summary 7

LOCAL AGENCY ANNUAL EXPENDITURE PLANS 8

Madera County Transportation Authority 9

County of Madera 13

City of Madera 15

City of Chowchilla 17

REPORTS 20

End of Year Reports 21

Madera County Transportation Authority 21

County of Madera 23

City of Madera 25

City of Chowchilla 29

Other Reports 32

APPENDIX 34

Map of Avenue 12 Interchange Project 35

Map of Ellis Street Overcrossing Project 36

Map of 4th Street Widening 37

Map of SR 41 Passing Lanes 38

Map of Oakhurst Mid-Town Connector 39

Map of SR 233 Interchange 40

Madera 2024 STIP Program 41

INTRODUCTION

In November 2006 Madera County voters approved Measure "T", which allowed a new Transportation Authority to impose a ½ cent retail transaction and use tax for 20 years (between April 1, 2007 and March 31, 2027). This sales tax measure will provide approximately $218 Million in new revenues for transportation improvements according to financial projections through the year 2027. The allocation of projected sales tax revenues to specific types of transportation funding programs and improvement projects is described in the Investment Plan. The Investment Plan was developed by a Steering Committee who through many weeks of intense discussion and hard work developed the Measure funding program commitments. The Committee realized that providing Measure funds for all modes of transportation would meet the quality of life intent of the new Measure. This would in turn enable agencies within the County to address the needs of residents, businesses, and major industries over the 20-year life of the Measure. The Measure "T" Investment Plan details the following:

1. COMMUTE CORRIDORS/FARM TO MARKET PROGRAM (Regional Transportation Program) - $111.18 million or 51%.

Authorizes major new projects to:

- Improve freeway interchanges
- Add additional lanes
- Increase safety as determined by the local jurisdictions
- Improve and reconstruct major commute corridors

These projects provide for the movement of goods, services, and people throughout the County. Major highlights of this Program include the following:

- **$56.68 million** (approximately 26% of the Measure) is directed to fund capacity increasing projects and to leverage federal and State funding.
- **$54.5 million** (approximately 25% of the Measure) is available for rehabilitation, reconstruction, and maintenance of sections of regional streets and highways.

Funds can be used for all phases of project development and implementation. This funding program requires new growth and development within the County and each of the cities to contribute to street and highway project costs through local mandatory Traffic Impact Fee (TIF) programs. Funds collected by the local agencies through the TIF programs will provide at least 20% of the funds needed to deliver Tier 1 Projects over the Measure funding period (2007 through 2027). Specific Regional Transportation Program highlights and implementing guidelines are also described in Appendix B of the Investment Plan and in Section 4 of the Strategic Plan.

2. SAFE ROUTES TO SCHOOLS AND JOBS PROGRAM (Local Transportation Program) - $95.92 million or 44%.

The goal is to improve each individual City's and the County's local transportation systems. Several funding programs are included:

- ***$47.415 million*** (approximately 21.75%) has been guaranteed to each city and the County to meet scheduled maintenance needs and to rehabilitate the aging transportation system.
- Another ***$47.415 million*** of "flexible" funding is provided to the local agencies for any transportation project they feel is warranted including:
  - Fill potholes
  - Repave streets
  - County Maintenance District Area improvements
  - Add additional lanes to existing streets and roads
  - Improve sidewalks
  - Traffic control devices to enhance student and public safety
  - Enhance public transit
  - Construct bicycle and pedestrian projects and improvements
  - Separate street traffic from rail traffic

The local agencies in Madera County know what their needs are and how best to address those needs.

- About **$1.09 million** (approximately 0.5%) is provided to fund local agencies for the ADA Compliance Program including curb cuts and ramps to remove barriers, as well as other special transportation services.

Funds can be used for all phases of project development and implementation. Specific Local Transportation Program highlights and implementing guidelines are described in Appendix B of the Investment Plan and in Section 4 of the Strategic Plan.

3. TRANSIT ENHANCEMENT PROGRAM (Public Transportation Program) - $4.36 million or 2%.

The goal of this program is to expand or enhance public transit programs that address the transit dependent population and have a demonstrated ability to get people out of their cars and improve air quality. To accomplish this important goal:

- ***$3.9894 million*** (1.83% of Measure funding) is provided to the three (3) transit agencies within the County based upon service area population. Madera County would receive approximately **$2.0 million** or .92% of Measure funds, the City of Chowchilla would receive **$0.3 million** or 0.14%, and the City of Madera would receive **$1.7 million** or 0.77%. The transit agencies would use the funds to address major new expansions of the express, local, and feeder bus services including additional:
  - Routes
  - Buses (including low emission)
  - Night and weekend service
  - Bus shelters and other capital improvements

- Safer access to public transit services
- Carpools

- The remaining **$370,600** (0.17% of Measure funding) is directed to ADA, Seniors, and Paratransit programs to improve mobility for seniors and individuals with disabilities.

Specific Transit Enhancement Program highlights and implementing guidelines are also described in Appendix B of the Investment Plan and in Section 4 of the Strategic Plan.

4. ENVIRONMENTAL ENHANCEMENT PROGRAM - $4.36 million or 2%.

This program's goal is to improve air quality and the environment through four (4) important programs:

- Environmental Mitigation
- Air Quality (including road paving to limit PM_{10} and $PM_{2.5}$ emissions)
- Bicycle/Pedestrian Facilities
- Car/Van Pools

The linkage between air quality, environmental mitigation, and transportation is stressed and consequently, the local agency may direct the funds to the four (4) categories listed above as they desire. Specific Environmental Enhancement Program highlights and implementing guidelines are described in Appendix B of the Investment Plan and in Section 4 of the Strategic Plan.

5. ADMINISTRATION AND PLANNING PROGRAM - $2.18 million or 1%.

Measure funding is provided to the Authority to:

- Prepare Investment Plan updates
- Develop allocation program requirements
- Administer and conduct specified activities identified in the other four (4) programs described above

Specific Administration / Planning Program highlights and implementing guidelines are described in Appendix B of the Investment Plan and in Section 4 of the Strategic Plan.

This document, the Measure "T" Annual Work Program, outlines the anticipated expenditure of Measure "T" funds by each Agency to the various programs for a specific year.

MADERA COUNTY
SAFER, QUICKER, BETTER ROADS

FY 2024-25 Measure T Allocation

Gross Allocation	16,200,000.00
Deductions	0.00
Net Allocation	*16,200,000.00*

Jurisdiction	Population	Rate
County	79,168	0.49689
Madera	66,560	0.41775
Chowchilla	13,600	0.08536
	159,328	

Measure T Programs	***Percent***	***Amount***	***County Allocation***	***Madera Allocation***	***Chowchilla Allocation***	***MCTA Allocation***
Commute Corridors/Farm to Market	**51.00%**	$ 8,262,000.00				
Regional Streets and Highways Program	26.00%	$ 4,212,000.00				$ 4,212,000.00
Regional Rehab	25.00%	$ 4,050,000.00	$ 2,012,392.05	$ 1,691,906.01	$ 345,701.94	
Safe Routes to School & Jobs	**44.00%**	$ 7,128,000.00				
Street Maintenance	13.00%	$ 2,106,000.00	$ 1,046,443.86	$ 879,791.13	$ 179,765.01	
County Maint. District, Suppl. Street Maint.	8.75%	$ 1,417,500.00	$ 704,337.21	$ 592,167.10	$ 120,995.69	
Flexible (**Funds impounded by MCTA*)	21.75%	$ 3,523,500.00	*$ 1,750,781.09*	*$ 1,471,958.22*	*$ 300,760.69*	$ 3,523,500.00
ADA Compliance	0.50%	$ 81,000.00	$ 40,247.84	$ 33,838.12	$ 6,914.04	
Transit Enhancement Program	**2.00%**	$ 324,000.00				
Madera County	0.909309%	$ 147,308.00	$ 147,308.00			
City of Madera	0.764483%	$ 123,846.17		$ 123,846.17		
City of Chowchilla	0.156209%	$ 25,305.83			$ 25,305.83	
ADA/Seniors/Paratransit	0.17%	$ 27,540.00	$ 13,684.27	$ 11,504.96	$ 2,350.77	
Environmental Enhancement Prog.	**2.00%**	$ 324,000.00	$ 160,991.37	$ 135,352.48	$ 27,656.15	
Administration/Planning	**1.00%**	$ 162,000.00				$ 162,000.00
		TOTAL	$ 4,125,404.60	$ 3,468,405.97	$ 708,689.43	$ 7,897,500.00

Measure "T" Programming Summary

MCTA

	CO	Excess	Allocated	Bond/Other	Programmed	Balance
Regional Streets and Highways	$4,218,694	$0	$4,212,000	$0	$1,413,576	$7,017,118
Flexible Program	$5,543,318	$0	$3,523,500	$0	$5,647,926	$3,418,892
Admin/Planning/Other	$0	$0	$162,000	$150,000	$298,590	$13,410
TOTALS	**$9,762,012**	**$0**	**$7,897,500**	**$150,000**	**$7,360,092**	**$10,449,420**

County of Madera

	CO	Excess	Allocated	Programmed	Balance
Commute Corridors/ Farm to Market (Regional)	$0	$0	$2,012,392	$0	$2,012,392
Safe Routes to School & Jobs (Local)	$0	$0	$1,791,029	$0	$1,791,029
Transit Enhancement Program (Public)	$0	$0	$160,992	$0	$160,992
Environmental Enhancement Program	$0	$0	$160,992	$0	$160,992
TOTALS	**$0**	**$0**	**$4,125,405**	**$0**	**$4,125,405**

City of Madera

	CO	Excess	Allocated	Programmed	Balance
Commute Corridors/ Farm to Market (Regional)	$11,410,736	$0	$1,691,906	$12,813,948	$288,694
Safe Routes to School & Jobs (Local)	$3,519,637	$0	$1,505,796	$4,522,150	$503,283
Transit Enhancement Program (Public)	$772,504	$0	$135,351	$400,000	$507,855
Environmental Enhancement Program	$232,465	$0	$135,352	$221,400	$146,417
TOTALS	**$15,935,342**	**$0**	**$3,468,405**	**$17,957,498**	**$1,446,249**

City of Chowchilla

	CO	Excess	Allocated	Programmed	Balance
Commute Corridors/ Farm to Market (Regional)	$641,573	$0	$345,702	$71,000	$916,275
Safe Routes to School & Jobs (Local)	$600,678	$0	$307,675	$377,622	$530,731
Transit Enhancement Program (Public)	$72,892	$0	$27,657	$73,426	$27,123
Environmental Enhancement Program	$97,274	$0	$27,656	$0	$124,930
TOTALS	**$1,412,417**	**$0**	**$708,690**	**$522,048**	**$1,599,059**

LOCAL AGENCY ANNUAL EXPENDITURE PLANS

The 20-year measure funding is expected to generate approximately a total of $218,000,000. A majority of this amount is allocated as pass through funds to the local jurisdictions based on population size. Figure 1 indicates the population percentage of each local jurisdiction for this fiscal year. For FY 2024-25 a total of $16,200,000 is estimated to be allocated. Figure 2 indicates the amount that will be allocated to each jurisdiction, including the Madera County Transportation Authority.

Figure 1

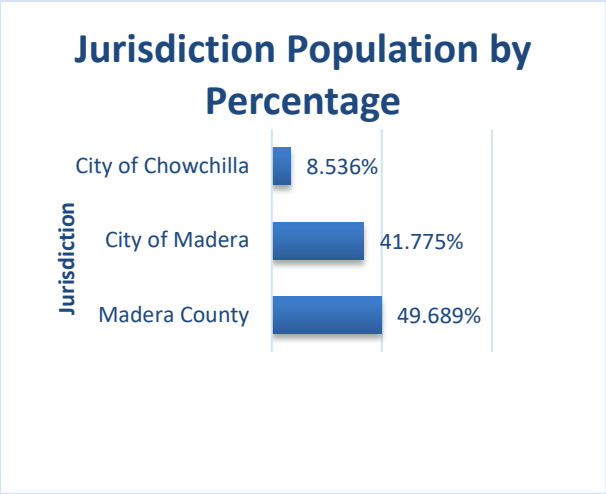

Figure 2

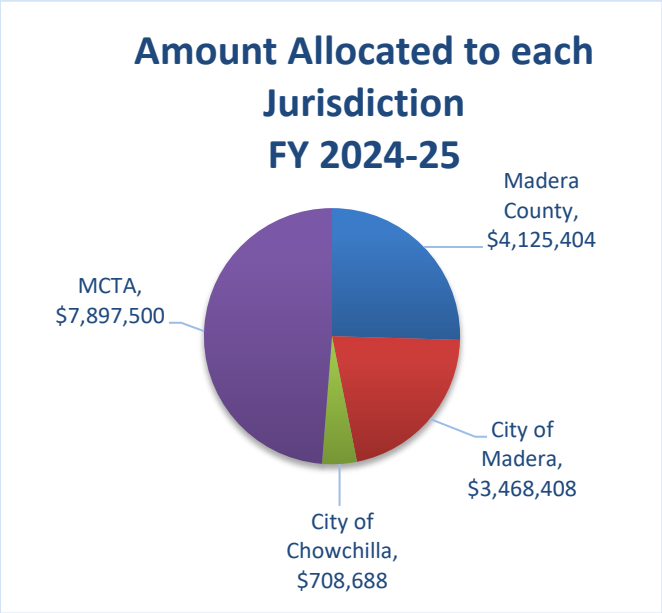

The following pages indicate how each jurisdiction is planning to spend their 2024-25 allocation.

Madera County Transportation Authority
Measure T Annual Expenditure Plan
Fiscal Year 2024-25

MEASURE T
Madera County Transportation Authority

Commute Corridors/Farm to Market (Regional)

	Carryover	Excess	Allocation	Bond/Other	Available
Regional Streets and Highways Program	$4,218,694	$0	$4,212,000	$0	**$8,430,694**

Project	Environmental Studies & Permits	Right of Way	Plans, Specifications, & Estimates	Construction	Misc.	Total
SR 41 Passing Lanes						$ 0
SR 233 Interchange		1,202,667				$ 1,202,667
Bond Debt Service					$ 210,909	$ 210,909
Reserve for Next Fiscal Year						$ 7,017,118
				Total Projects		$ 8,430,694
				Balance		***$ -***

Administration/Planning Program

	Carryover	Excess	Allocation	Other	Available
MCTA	$0	$0	$162,000	$150,000	$312,000

Project	Budget
Salaries & Benefits	$ 74,590
Audits, Fin. Asst.	$ 51,000
MCTA Conf/Travel/Other	$ 17,000
Renewal Plan	$ 150,000
General Proj Dev Costs	$ 6,000
Total Projects	$ 298,590
Balance	***$ 13,410***

Other Funds Allocated to MCTA

	Carryover	Excess	Allocation	Bond/Other	Available
Other Funds (Flexible, Impact Fees, Local)	$5,543,318	$0	$3,523,500	$0	**$9,066,818**

Project	Environmental Studies & Permits	Right of Way	Plans, Specifications, & Estimates	Construction	Misc.	Total
SR 233 Interchange	$ -	$ 2,041,798	$ 3,469,575	$ -	$ -	$ 5,511,373
SR 41 Passing Lanes	$ -	$ -	$ -	$ -	$ -	$ -
Bond Debt Service					$ 136,553	$ 136,553
Reserve for Next Fiscal Year						$ 3,418,892
				Total Projects		$ 9,066,818
				Balance		***$ -***

	Environmental Studies & Permits	*Right of Way*	*Plans, Specifications, & Estimates*	*Construction*	*Misc.*	*Total*
County of Madera						
Flexible Account						$ -
Impact Fees						$ -
Local Funds						$ -
City of Madera						
Flexible Account						$ -
Impact Fees						$ -
Local Funds						$ -
City of Chowchilla						
Flexible Account		$ 2,041,798	$ 3,469,575			$ 5,511,373
Impact Fees						$ -
Local Funds						$ -

*Measure T Projects Programmed in STIP-Regional Program **Phase I**

	Prior	2015-16	2016-17	2017-18	2018-19	2019-20	Total
SR 99/Ave 12 Interchange							
Measure T Regional	$ 7,657,000						$ 7,657,000
Flexible Program	$ 3,920,000						$ 3,920,000
Route 99 Bond	$ 50,402,000		$ 9,000,000				$ 59,402,000
STIP	$ 22,823,000			$ 5,295,000			$ 28,118,000
							$ 99,097,000
Ellis Ave. Overcrossing							
Measure T Regional	$ 8,670,000						$ 8,670,000
Flexible Program	$ 1,800,000						$ 1,800,000
Measure A/Local	$ 5,930,000						$ 5,930,000
							$ 16,400,000
4th Street Widening							
Measure T Regional	$ 2,870,000						$ 2,870,000
Flexible Program	$ 3,358,000						$ 3,358,000
STIP	$ 5,148,000						$ 5,148,000
							$ 11,376,000
SR 41 Passing Lanes							
Measure T Regional	$ 4,409,000						**$** 4,409,000
Flexible Program	$ 4,374,000						**$** 4,374,000
STIP	$ 11,047,000						**$** 11,047,000
							$ 19,830,000
SR 99 Widening – Ave 12 to Ave 17							
Flexible Program	$ 2,250,000		$ 1,350,000	$ 1,250,000			$ 4,850,000
SHOPP/ Route 99 Bond					$ 79,754,900		$ 79,754,900
STIP			$ 1,545,000				$ 1,545,000
							$ 86,149,900
Measure T Total	$ 39,308,000	$ 0	$ 1,350,000	$ 1,250,000	$ 0	$ 0	**$ 41,908,000**
Yearly Total	$ 134,658,000	$ 0	$ 11,895,000	$ 6,545,000	$ 79,754,900	$ 0	**$ 232,852,900**

*Measure T Projects Programmed in Regional Program **Phase II**

	2014-15	2015-16	2016-17	2017-18	2018-19	2019-20	Later	Total
Oakhurst Mid-Town Connector								
Measure T Regional			$ 228,500			$ 759,000	$ 5,875,000	$ 6,862,500
Flexible Program	$ 300,000	$ 610,000	$ 228,500			$ 2,038,000	$ 4,425,000	$ 7,601,500
Local Partnership Program							$ 5,000,000	$ 5,000,000
								$ 19,464,000
SR 233 Interchange Improvements								
Measure T Regional							$ 12,389,000	$ 12,389,000
Flexible Program	$ 300,000	$ 900,000				$ 600,000	$ 7,507,000	$ 9,307,000
Other							$ 11,000,000	$ 11,000,000
								$ 32,696,000
Road 200 Phase III - Fine Gold Creek Bridge								
Measure T Regional							$ 4,127,500	$ 4,127,500
Flexible Program							$ 3,452,500	$ 3,452,500
Other							$ 4,787,000	$ 4,787,000
								$ 12,367,000
Cleveland Avenue Widening								
Measure T Regional							$ 1,600,000	$ 1,600,000
Flexible Program							$ 1,800,000	$ 1,800,000
Other							$ 350,000	$ 350,000
								$ 3,750,000
Gateway Avenue Widening								
Measure T Regional							$ 2,940,000	$ 2,940,000
Flexible Program							$ 3,160,000	$ 3,160,000
Other							$ 2,500,000	$ 2,500,000
								$ 8,600,000
Measure T Total	$ 600,000	$ 1,510,000	$ 457,000	$ 0	$ 0	$ 3,397,000	$ 47,276,000	**$ 53,240,000**
Yearly Total	$ 600,000	$ 1,510,000	$ 457,000	$ 0	$ 0	$ 3,397,000	$ 70,913,000	**$ 76,877,000**

County of Madera

Measure T Annual Expenditure Plan
Fiscal Year 2024-25

Commute Corridors/Farm to Market (Regional)	Carryover	Excess	Allocation	Available
Rehab, Reconstruct, Maintenance Program	$ 0	$ 0	$ 2,012,392	**$ 2,012,392**

Project	Budget
Reserve for Future Project	$ 2,012,392
Total Projects	$ 2,012,392
Balance	***$ -***

Safe Routes to School & Jobs (Local)	Carryover	Excess	Allocation	Available
Street Maintenance Program	$ 0	$ 0	$ 1,046,443	**$ 1,046,443**

Project	Budget
Surface Treatment	$ -
Misc. Road Maintenance	$ -
Reserve for Next Fiscal Year	$ 1,046,443
Total Projects	$ 1,046,443
Balance	***$ -***

County Maintenance Districts	$ 0	$ 0	$ 704,337	**$ 704,337**

Project	Budget
Surface Match Treatment	$ -
Misc. Road Maintenance	$ -
Reserve for Next Fiscal Year	$ 704,337
Total Projects	$ 704,337
Balance	***$ -***

Flexible Program	$ 0	$ 0	$ 1,750,781	**$ 1,750,781**

Project	Budget
Impounded for Regional Projects	$ 1,750,781
Total Projects	$ 1,750,781
Balance	***$ -***

ADA Compliance	$ 0	$ 0	$ 40,247	**$ 40,247**

Project	Budget
Project Match	$ -
Reserve for Next Fiscal Year	$ 40,247
Total Projects	$ 40,247
Balance	***$ -***

Transit Enhancement Program (Public)	Carryover	Excess	Allocation	Available
	$ 0	$ 0	$ 147,308	**$ 147,308**

Project	Budget
Transit Administration/Project Match	$ -
Reserve for Next Fiscal Year	$ 147,308
Total Projects	$ 147,308
Balance	***$ -***

ADA / Seniors / Paratransit	$ 0	$ 0	$ 13,684	**$ 13,684**

Project	Budget
Project Match	$ -
Reserve for Next Fiscal Year	$ 13,684
Total Projects	$ 13,684
Balance	***$ -***

Environmental Enhancement Program	Carryover	Excess	Allocation	Available
Total for all Sub-programs	$ 0	$ 0	$ 160,991	**$ 160,991**

Project	Budget
CMAQ Projects Match	$ -
Environmental Enhancement Project	$ -
Reserve for Next Fiscal Year	$ 160,991
Total Projects	$ 160,991
Balance	***$ -***

City of Madera

Measure T Annual Expenditure Plan
Fiscal Year 2024-25

Commute Corridors/Farm to Market (Regional)	Carryover	Excess	Allocation	Available
41514470				
Rehab, Reconstruct, Maintenance Program	$ 11,410,736	$ 0	$ 1,691,906	**$ 13,102,642**

Project	Budget
R-10 - Olive Ave. Widening – Gateway to Knox	$ 4,015,000
R-46 – Lake St Widening, Fourth to Cleveland	$ 400,000
R-50 – Pine St Reconstruction, Howard to Fourth	$ 590,000
R-54 – Cleveland Ave Widening, Schnoor to SR99	$ 300,000
R-79 – RMRA Seals/Overlays 2021-22	$ 1,075,000
R-81 – 2022-23 City Streets #R & ADA Project	$ 750,000
R-82 – Almond Ave Extension, Pine to Stadium	$ 5,125,250
R-87 – Almond/Pine/Stadium Traffic Study	$ 83,950
SD-21 – Howard Road Storm Drain Pipe	$ 400,000
TS-32 – D Street/South Street	$ 74,748
Total Projects	$ 12,813,948
Balance	***$ 288,694***

Safe Routes to School & Jobs (Local)	Carryover	Excess	Allocation	Available
Street Maintenance Program	$ 1,706,601	$ 0	$ 879,791	**$ 2,586,392**
41520000				

Project	Budget
Overlays	$ -
Chip Seal	$ -
R-99 – FY24 Street Rehab & Recon Project	$ 1,700,000
Patching/Street Maintenance	$ 870,000
Reserve for Next Fiscal Year	$ -
Total Projects	$ 2,570,000
Balance	***$ 16,392***

Supplemental Street Maintenance Program	$ 1,616,485	$ 0	$ 592,167	**$ 2,208,652**
41530000				

Project	Budget
Overlays	$ -
Chip Seal	$ -
Patching/Street Maintenance	$ 100,000
R-80 – RMRA Seals/Overlays 2022-23	$ 1,000,000
R-99 – FY24 Street Rehab & Recon Project	$ 700,000
Total Projects	$ 1,800,000
Balance	***$ 408,652***

Flexible Program	$ -	$ 0		**$ -**

Project	Budget
MCTA Impound for matching	$ -
Total Projects	$ -
Balance	***$ -***

ADA Compliance	$ 196,551	$ 0	$ 33,838	**$ 230,389**
41540000				

Project	Budget
R-58 – Schnoor Ave Sidewalks	$ 99,100
R-64 – ADA Walkability Sidewalks Program	$ 20,000
R-93 – Washington School Sidewalks	$ 33,050
Total Projects	$ 152,150
Balance	***$ 78,239***

Transit Enhancement Program	Carryover	Excess	Allocation	Available
41550000				
	$ 658,045	$ 0	$ 123,846	**$ 781,891**

Project	Budget
TRANS-12 – Bus Shelter Relocation	$ 400,000
Reserve for Next Fiscal Year	$ -
Total Projects	$ 400,000
Balance	***$ 381,891***

ADA / Seniors / Paratransit	$ 114,459	$ 0	$ 11,505	**$ 125,964**
41560000				

Project	Budget
Reserve for Next Fiscal Year	$ -
Total Projects	$ -
Balance	***$ 125,964***

Environmental Enhancement Program	Carryover	Excess	Allocation	Available
41570000				
Total for all Sub-programs	$ 232,465	$ 0	$ 135,352	**$ 367,818**

Project	Budget
ALY-04 – Alley Paving 2024, NW	$ 13,000
ALY-05 – Alley Paving 2024, SW	$ 13,000
ALY-06 – Alley Paving 2024, SE	$ 17,000
PK-48 – Tulare /Cleveland/Raymond Bike Path	$ 30,000
R-58 – Schnoor Ave Sidewalks, Sunset to River	$ 49,900
R-64 – ADA Walkability Sidewalks Program	$ 20,000
R-93 – Washington School Sidewalks	$ 78,500
Total Projects	$ 221,400
Balance	***$ 146,418***

City of Chowchilla

Measure T Annual Expenditure Plan
Fiscal Year 2024-25

Commute Corridors/Farm to Market (Regional)	Carryover	Excess	Allocation	Available
Rehab, Reconstruct, Maintenance Program	$ 641,573	$ 0	$ 345,702	**$ 987,275**

Project	Budget
Humboldt Ave Rehab Phase II	$ 71,000
Reserve for Next Fiscal Year	$ 916,275
Total Projects	$ 987,275
Balance	***$ -***

Safe Routes to School & Jobs (Local)	Carryover	Excess	Allocation	Available
Street Maintenance Program	$ 146,850	$ 0	$ 179,765	**$ 326,615**

Project	Budget
Overlays	$ -
Chip Seal	$ -
Other Seals	$ -
Patching	$ 178,765
Reserve for Next Fiscal Year	$ 147,850
Total Projects	$ 326,615
Balance	***$ -***

Supplemental Street Maintenance Program	$ 83,457	$ 0	$ 120,996	**$ 204,452**

Project	Budget
Overlays	$ -
Chip Seal	$ -
Dust Mitigation	$ -
Patching	$ -
Reserve for Next Fiscal Year	$ 204,452
Total Projects	$ 204,452
Balance	***$ -***

Flexible Program	$ 351,920	$ 0	$ 300,761	**$ 652,681**

Project	Budget
Impounded for Regional Projects	$ 300,761
Chowchilla Blvd. Rehabilitation	$ 188,998
Reserve for Next Fiscal Year	
Total Projects	$ 489,759
Balance	***$ 162,922***

ADA Compliance	$ 18,452	$ 0	$ 6,914	**$ 25,366**

Project	Budget
HSIP – Systemic Improvements Intersections	$ 9,859
Reserve for Next Fiscal Year	$ 15,507
Total Projects	$ 25,366
Balance	***$ -***

Transit Enhancement Program (Public)	Carryover	Excess	Allocation	Available
	$ 64,625	$ 0	$ 25,306	**$ 89,931**

Project	Budget
Catx Bus Purchase	$ 73,426
Reserve for Next Fiscal Year	$ 16,505
Total Projects	$ 89,931
Balance	***$ -***

ADA / Seniors / Paratransit	$ 8,268	$ 0	$ 2,351	**$ 10,618**

Project	Budget
Reserve for Next Fiscal Year	$ 10,618
Total Projects	$ 10,618
Balance	***$ -***

Environmental Enhancement Program	Carryover	Excess	Allocation	Available
Total for all Sub-programs	$ 97,274	$ 0	$ 27,656	**$ 124,930**

Project	Budget
Reserve for Next Fiscal Year	$ 125,930
Total Projects	$ 125,930
Balance	***$ -***

(This page intentionally left blank)

REPORTS

End of Year Reports

Madera County Transportation Authority

End of Year Reports

County of Madera

End of Year Reports

City of Madera

End of Year Reports

City of Chowchilla

Other Reports

Measure T Fiscal Year Receipts from CDTFA

Year	Month	Monthly Advance	Adjust to Actual	Quarterly Interest	Monthly Totals	Misc Revenues	Annual Proceeds	Misc Expenditures	Net Proceeds	BOE Admin Fee
2023	Jul	1,201,700	146,919.78		1,348,619.78					
	Aug	-	1,531,161.54		1,531,161.54					32,660
	Sep	1,044,100	291,012.24		1,335,112.24					
	Oct	1,051,800	171,158.06		1,222,958.06					
	Nov	-	1,889,197.21		1,889,197.21					32,660
	Dec	942,200	153,668.37		1,095,868.37					
2024	Jan	964,400	141,849.63		1,106,249.63					
	Feb	-	1,669,107.77		1,669,107.77					32,660
	Mar	862,800	323,939.59		1,186,739.59					
	Apr	919,600	112,531.27		1,032,131.27					
	May	-	1,505,709.81		1,505,709.81					26,350
	Jun	*1,017,900*	*190,394.50*		1,208,294.50					
		8,004,500.00	8,126,649.77	-	16,131,149.77	-	16,131,149.77	-	16,131,149.77	124,330

APPENDIX

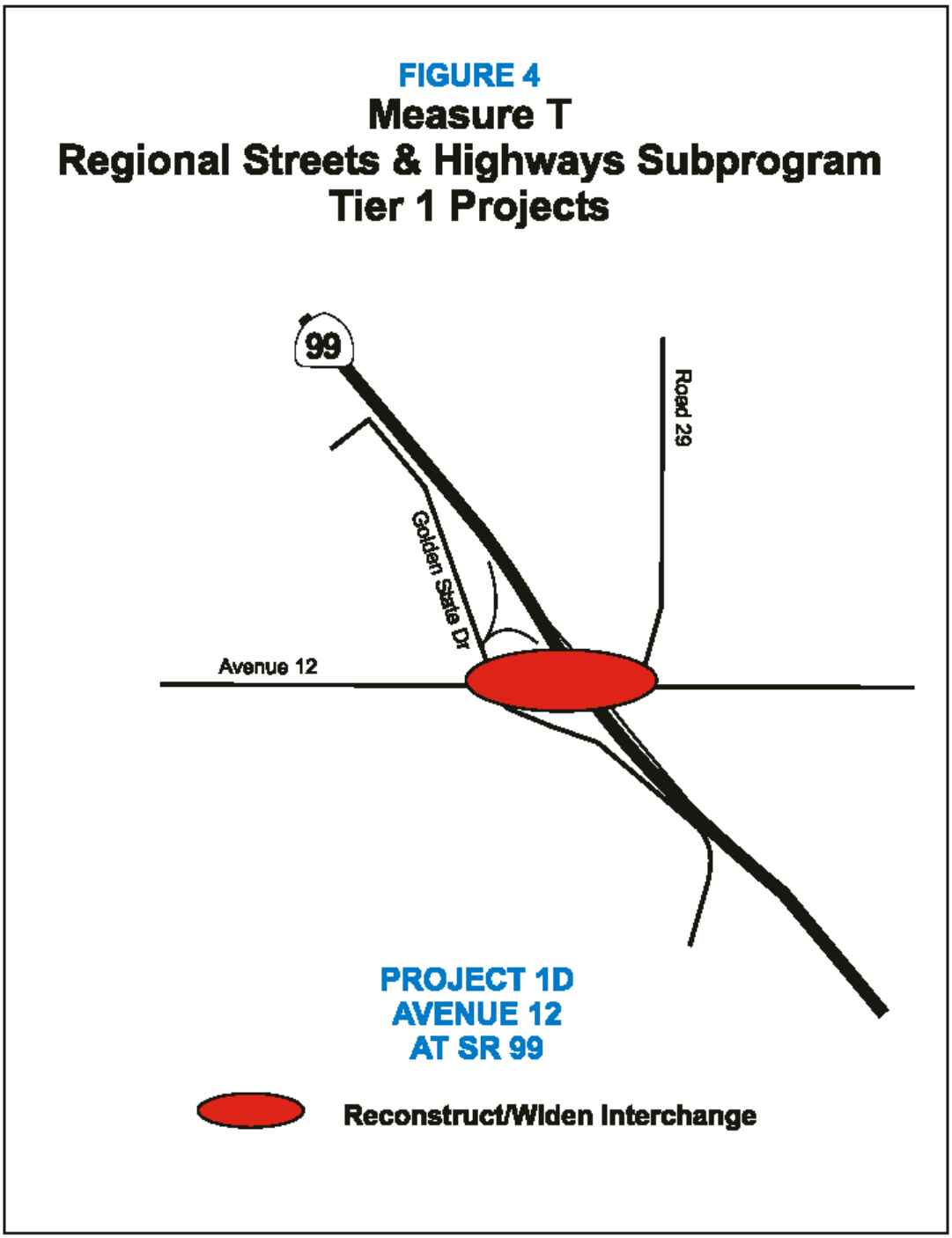

Map of Avenue 12 Interchange Project

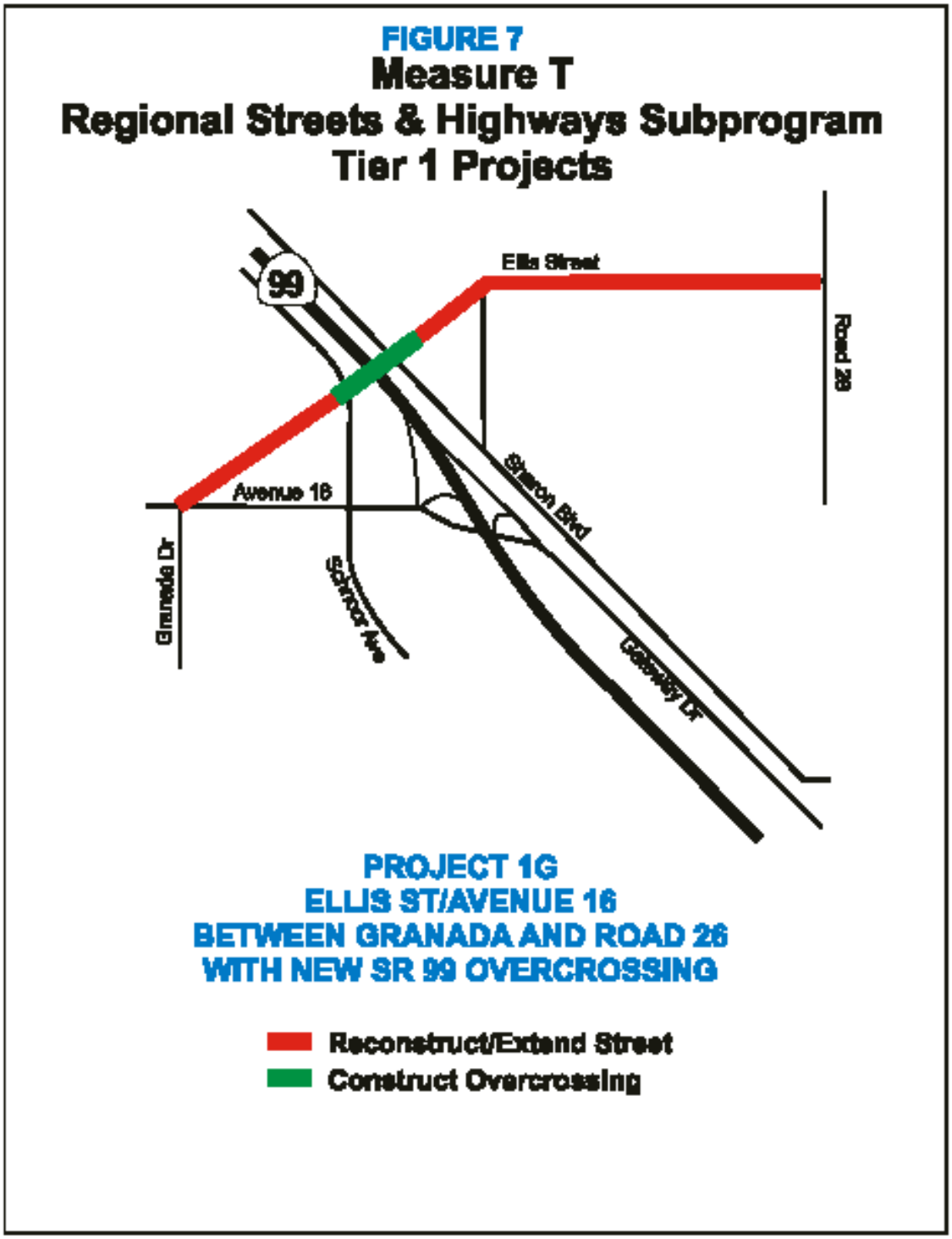

Map of Ellis Street Overcrossing Project

FIGURE 14
Measure T
Regional Streets & Highways Subprogram
Tier 1 Projects

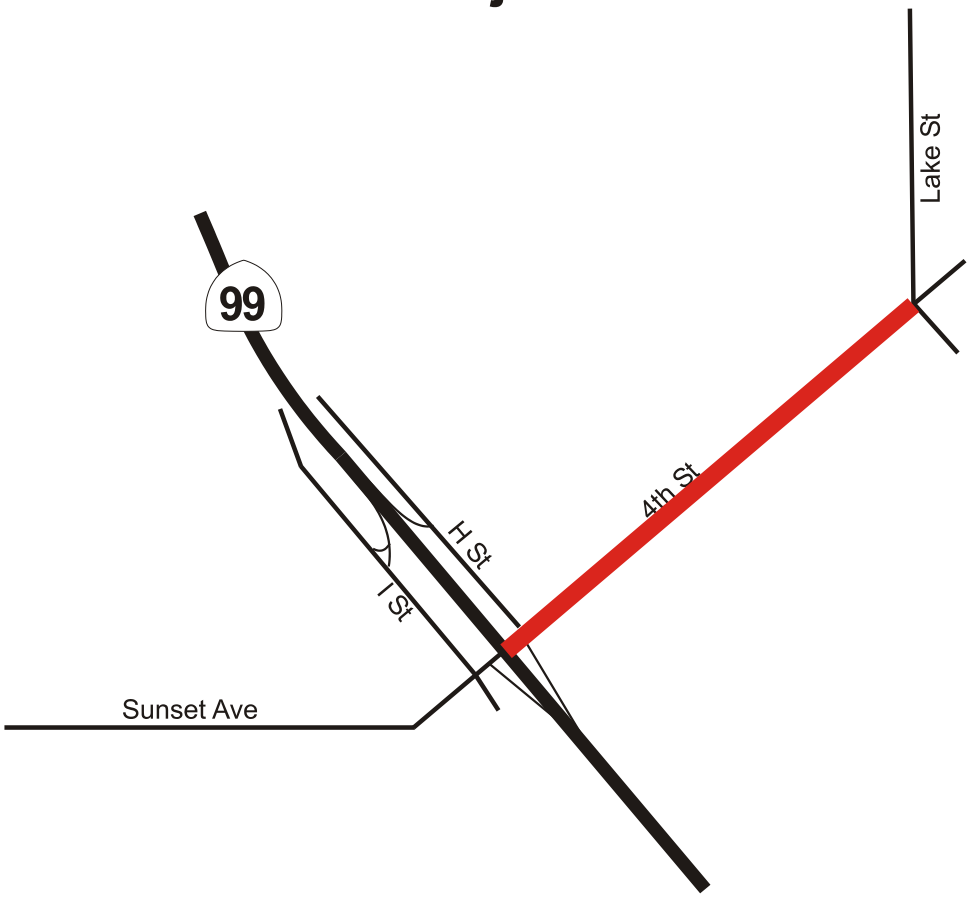

PROJECT 1N
4TH AVENUE
BETWEEN SR 99 AND LAKE ST

Reconstruct/Widen From 2 to 4 Lanes with Railroad Crossing

Map of 4th Street Widening

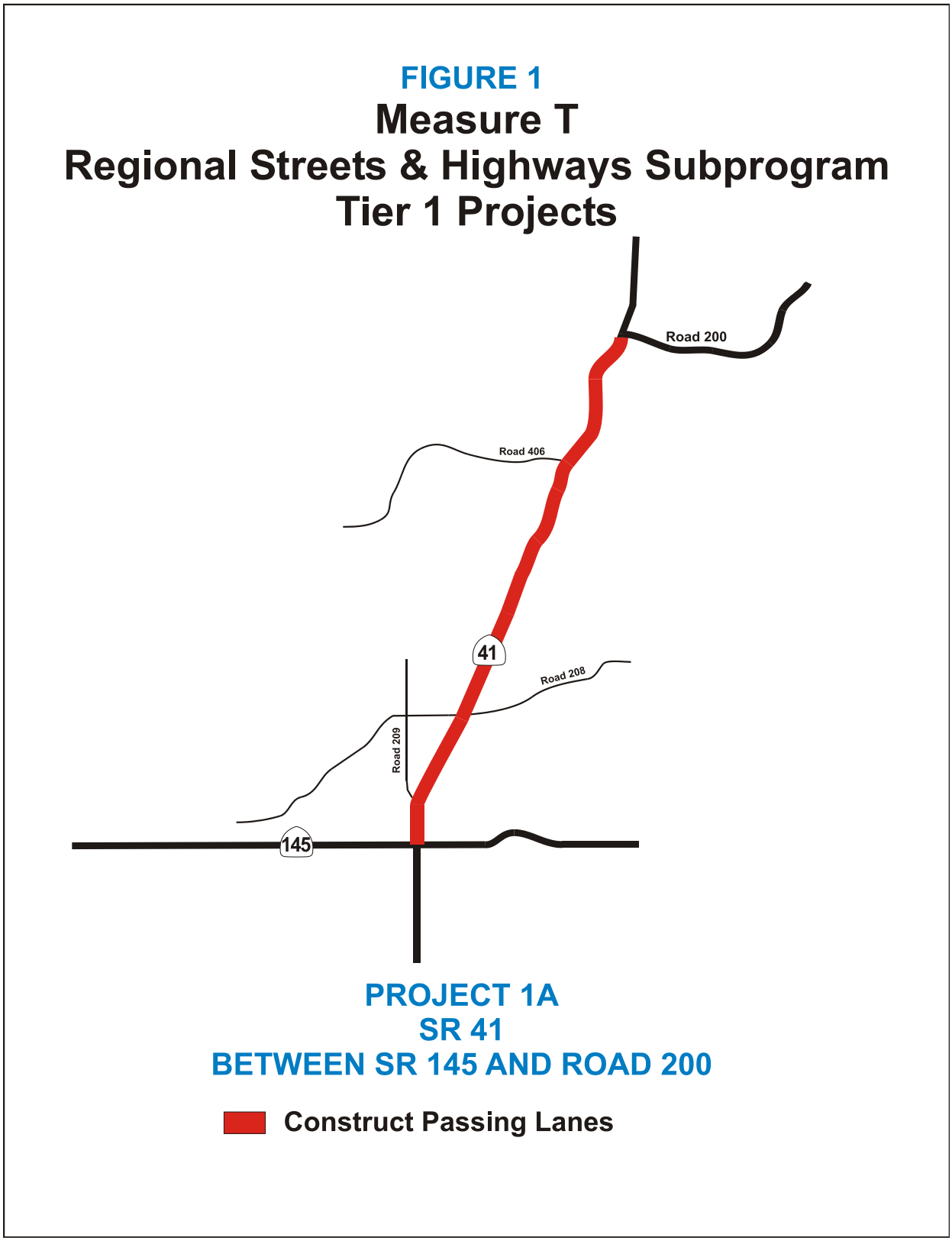

Map of SR 41 Passing Lanes

Map of Oakhurst Mid-Town Connector

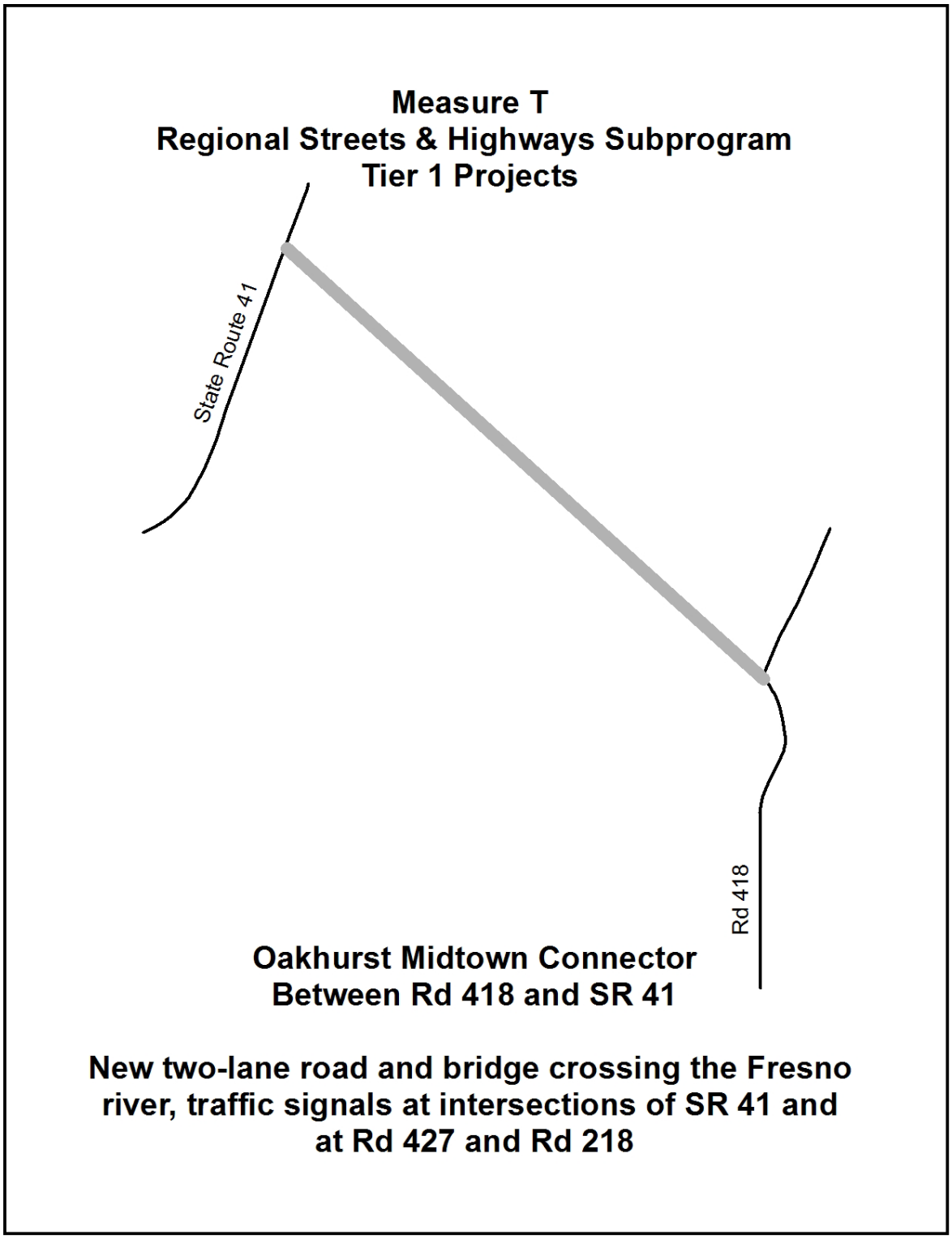

Map of SR 233 Interchange

FIGURE 6
Measure T
Regional Streets & Highways Subprogram
Tier 1 Projects

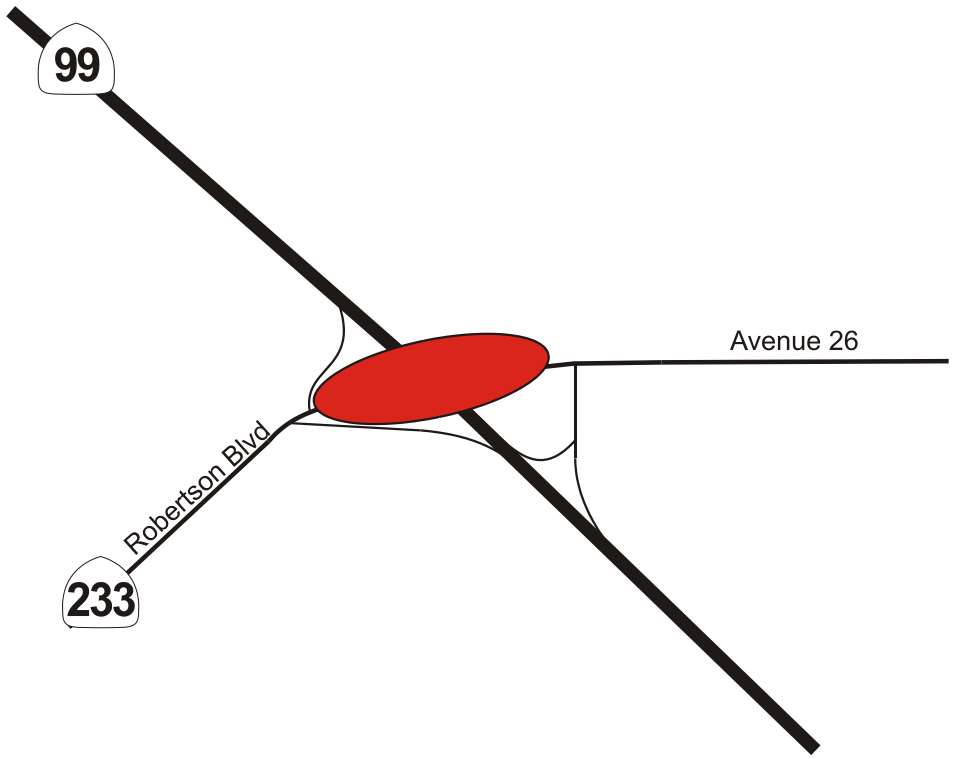

PROJECT 1F
SR 233
AT SR 99

Reconstruct/Widen Interchange

Madera

Agency	Rte	PPNO	Project	Ext	Del.	Voted	Total	Prior	22-23	23-24	24-25	25-26	26-27	R/W	Const	E & P	PS&E	R/W Sup	Con Sup
								Project Totals by Fiscal Year						Project Totals by Component					
Highway Projects:																			
Madera CTC		6L05	Planning, programming, and monitoring			May-21	79	79	0	0	0	0	0	0	79	0	0	0	0
Madera CTC		6L05	Planning, programming, and monitoring				313	78	78	78	79	0	0	0	313	0	0	0	0
	Total Programmed or Voted since July 1, 2020						392	157	78	78	79	0	0	0	392	0	0	0	0
COVID Projects:																			
Caltrans	99	6297	South of Madera, Ave 7-Ave 12, 6-lane widen (RIP)(20S-26)				832	832	0	0	0	0	0	602	0	0	0	230	0
Madera CTC		6L05	Planning, programming, and monitoring (20S-26)				44	44	0	0	0	0	0	0	44	0	0	0	0
	Total 2021 Mid-Cycle STIP Programming						875	875	0	0	0	0	0	602	44	0	0	230	0
	PROPOSED 2022 PROGRAMMING																		
Highway Project Proposals:																			
Madera CTC		6L05	Planning, programming, and monitoring				-235	0	-78	-78	-79	0	0	0	-235	0	0	0	0
Madera CTC		6L05	Planning, programming, and monitoring				373	0	78	78	73	72	72	0	373	0	0	0	0
			Subtotal, Highway Proposals				138	0	0	0	-6	72	72	0	138	0	0	0	0
	Total Proposed 2022 STIP Programming						138												

Balance of STIP County Share, Madera	
Total County Share, June 30, 2021	(6,167)
Total Now Programmed or Voted Since July 1, 2020	392
Unprogrammed Share Balance	0
Share Balance Advanced or Overdrawn	6,559
Proposed New Programming	138
COVID Programming	875

MEASURE T

Madera County Transportation Authority

2001 Howard Road, Suite 201 Madera, CA 93637