



# ANNUAL WORK PROGRAM

\*DRAFT\*

Fiscal Year  
2020-21

# TABLE OF CONTENTS

FY 2020-21 Measure T Allocation .....	6
Measure “T” Programming Summary .....	7
LOCAL AGENCY ANNUAL EXPENDITURE PLANS .....	8
Madera County Transportation Authority .....	9
County of Madera.....	13
City of Madera.....	15
City of Chowchilla.....	17
REPORTS .....	20
End of Year Reports .....	21
Madera County Transportation Authority .....	21
County of Madera.....	23
City of Madera.....	25
City of Chowchilla.....	29
Other Reports .....	32
APPENDIX .....	34
.....	35
Map of Avenue 12 Interchange Project .....	35
.....	37
Map of Ellis Street Overcrossing Project.....	37
.....	38
Map of 4 <sup>th</sup> Street Widening .....	38
.....	39
Map of SR 41 Passing Lanes.....	39
Map of Oakhurst Mid-Town Connector.....	40
.....	40
Map of SR 233 Interchange.....	41
Madera 2020 STIP Program .....	42

## INTRODUCTION

In November 2006 Madera County voters approved Measure “T”, which allowed a new Transportation Authority to impose a ½ cent retail transaction and use tax for 20 years (between April 1, 2007 and March 31, 2027). This sales tax measure will provide approximately \$167 Million in new revenues for transportation improvements according to financial projections through the year 2027. The allocation of projected sales tax revenues to specific types of transportation funding programs and improvement projects is described in the Investment Plan. The Investment Plan was developed by a Steering Committee who through many weeks of intense discussion and hard work developed the Measure funding program commitments. The Committee realized that providing Measure funds for all modes of transportation would meet the quality of life intent of the new Measure. This would in turn enable agencies within the County to address the needs of residents, businesses, and major industries over the 20-year life of the Measure. The Measure “T” Investment Plan details the following:

### **1. COMMUTE CORRIDORS/FARM TO MARKET PROGRAM (Regional Transportation Program) - \$85.3 million or 51%.**

Authorizes major new projects to:

- Improve freeway interchanges
- Add additional lanes
- Increase safety as determined by the local jurisdictions
- Improve and reconstruct major commute corridors

These projects provide for the movement of goods, services, and people throughout the County. Major highlights of this Program include the following:

- **\$43.5 million** (approximately 26% of the Measure) is directed to fund capacity increasing projects and to leverage federal and State funding.
- **\$41.8 million** (approximately 25% of the Measure) is available for rehabilitation, reconstruction, and maintenance of sections of regional streets and highways.

Funds can be used for all phases of project development and implementation. This funding program requires new growth and development within the County and each of the cities to contribute to street and highway project costs through local mandatory Traffic Impact Fee (TIF) programs. Funds collected by the local agencies through the TIF programs will provide at least 20% of the funds needed to deliver Tier 1 Projects over the Measure funding period (2007 through 2027). Specific Regional Transportation Program highlights and implementing guidelines are also described in Appendix B of the Investment Plan and in Section 4 of the Strategic Plan.

### **2. SAFE ROUTES TO SCHOOLS AND JOBS PROGRAM (Local Transportation Program) - \$73.6 million or 44%.**

The goal is to improve each individual City's and the County's local transportation systems. Several funding programs are included:

- **\$36.3 million** (approximately 21.75%) has been guaranteed to each city and the County to meet scheduled maintenance needs and to rehabilitate the aging transportation system.
- Another **\$36.3 million** of "flexible" funding is provided to the local agencies for any transportation project they feel is warranted including:
  - Fill potholes
  - Repave streets
  - County Maintenance District Area improvements
  - Add additional lanes to existing streets and roads
  - Improve sidewalks
  - Traffic control devices to enhance student and public safety
  - Enhance public transit
  - Construct bicycle and pedestrian projects and improvements
  - Separate street traffic from rail traffic

The local agencies in Madera County know what their needs are and how best to address those needs.

- About **\$836,000** (approximately 0.5%) is provided to fund local agencies for the ADA Compliance Program including curb cuts and ramps to remove barriers, as well as other special transportation services.

Funds can be used for all phases of project development and implementation. Specific Local Transportation Program highlights and implementing guidelines are described in Appendix B of the Investment Plan and in Section 4 of the Strategic Plan.

### **3. TRANSIT ENHANCEMENT PROGRAM (Public Transportation Program) - \$3.3 million or 2%.**

The goal of this program is to expand or enhance public transit programs that address the transit dependent population and have a demonstrated ability to get people out of their cars and improve air quality. To accomplish this important goal:

- **\$3.06 million** (1.83% of Measure funding) is provided to the three (3) transit agencies within the County based upon service area population. Madera County would receive **\$1.64 million** or .92% of Measure funds, the City of Chowchilla would receive **\$0.22 million** or 0.14%, and the City of Madera would receive **\$1.2 million** or 0.77%. The transit agencies would use the funds to address major new expansions of the express, local, and feeder bus services including additional:
  - Routes
  - Buses (including low emission)
  - Night and weekend service
  - Bus shelters and other capital improvements

- Safer access to public transit services
  - Carpools
- The remaining **\$284,000** (0.17% of Measure funding) is directed to ADA, Seniors, and Paratransit programs to improve mobility for seniors and individuals with disabilities.

Specific Transit Enhancement Program highlights and implementing guidelines are also described in Appendix B of the Investment Plan and in Section 4 of the Strategic Plan.

**4. ENVIRONMENTAL ENHANCEMENT PROGRAM - \$3.3 million or 2%.**

This program’s goal is to improve air quality and the environment through four (4) important programs:

- Environmental Mitigation
- Air Quality (including road paving to limit PM<sub>10</sub> and PM<sub>2.5</sub> emissions)
- Bicycle/Pedestrian Facilities
- Car/Van Pools

The linkage between air quality, environmental mitigation, and transportation is stressed and consequently, the local agency may direct the funds to the four (4) categories listed above as they desire. Specific Environmental Enhancement Program highlights and implementing guidelines are described in Appendix B of the Investment Plan and in Section 4 of the Strategic Plan.

**5. ADMINISTRATION AND PLANNING PROGRAM - \$1.67 million or 1%.**

Measure funding is provided to the Authority to:

- Prepare Investment Plan updates
- Develop allocation program requirements
- Administer and conduct specified activities identified in the other four (4) programs described above

Specific Administration / Planning Program highlights and implementing guidelines are described in Appendix B of the Investment Plan and in Section 4 of the Strategic Plan.

This document, the Measure “T” Annual Work Program, outlines the anticipated expenditure of Measure “T” funds by each Agency to the various programs for a specific year.



## FY 2020-21 Measure T Allocation

Gross Allocation	8,000,000.00
Deductions	0.00
Net Allocation	<u>8,000,000.00</u>

Jurisdiction	Population	Rate
County	80,357	0.5081
Madera	65,415	0.4136
Chowchilla	12,375	0.0782
	158,147	

<i>Measure T Programs</i>	<i>Percent</i>	<i>Amount</i>	<i>County Allocation</i>	<i>Madera Allocation</i>	<i>Chowchilla Allocation</i>	<i>MCTA Allocation</i>
<b>Commute Corridors/Farm to Market</b>	<b>51.00%</b>	<b>\$ 4,080,000.00</b>				
Regional Streets and Highways Program	26.00%	\$ 2,080,000.00				\$ 2,080,000.00
Regional Rehab	25.00%	\$ 2,000,000.00	\$ 1,016,231.73	\$ 827,268.30	\$ 156,499.97	
<b>Safe Routes to School &amp; Jobs</b>	<b>44.00%</b>	<b>\$ 3,520,000.00</b>				
Street Maintenance	13.00%	\$ 1,040,000.00	\$ 528,440.50	\$ 430,179.51	\$ 81,379.99	
County Maint. District, Suppl. Street Maint.	8.75%	\$ 700,000.00	\$ 355,681.11	\$ 289,543.90	\$ 54,774.99	
Flexible (*Funds impounded by MCTA)	21.75%	\$ 1,740,000.00	\$ 884,121.60	\$ 719,723.43	\$ 136,154.97	\$ 1,740,000.00
ADA Compliance	0.50%	\$ 40,000.00	\$ 20,324.63	\$ 16,545.37	\$ 3,130.00	
<b>Transit Enhancement Program</b>	<b>2.00%</b>	<b>\$ 160,000.00</b>				
Madera County	0.9299%	\$ 74,392.00	\$ 74,392.00			
City of Madera	0.7569%	\$ 60,552.00		\$ 60,552.00		
City of Chowchilla	0.1432%	\$ 11,456.00			\$ 11,456.00	
ADA/Seniors/Paratransit	0.17%	\$ 13,600.00	\$ 6,910.38	\$ 5,625.43	\$ 1,064.19	
<b>Environmental Enhancement Prog.</b>	<b>2.00%</b>	<b>\$ 160,000.00</b>	\$ 81,298.54	\$ 66,181.46	\$ 12,520.00	
<b>Administration/Planning</b>	<b>1.00%</b>	<b>\$ 80,000.00</b>				\$ 80,000.00
		TOTAL	\$ 2,083,278.89	\$ 1,695,895.97	\$ 320,825.14	\$ 3,900,000.00

## Measure “T” Programming Summary

### MCTA

	<u>CO</u>	<u>Excess</u>	<u>Allocated</u>	<u>Bond/Other</u>	<u>Programmed</u>	<u>Balance</u>
Regional Streets and Highways	\$3,301,100	\$0	\$2,080,000	\$0	\$5,875,000	\$0
Flexible Program	\$2,500,000	\$0	\$1,740,000	\$0	\$3,852,748	\$800,502
Admin/Planning/Other	\$10,000	\$0	\$80,000	\$15,000	\$109,943	\$14,557
<b>TOTALS</b>	<b>\$5,811,100</b>	<b>\$0</b>	<b>\$3,900,000</b>	<b>\$15,000</b>	<b>\$9,837,291</b>	<b>\$815,059</b>

### County of Madera

	<u>CO</u>	<u>Excess</u>	<u>Allocated</u>	<u>Programmed</u>	<u>Balance</u>
Commute Corridors/ Farm to Market (Regional)	\$0	\$0	\$1,016,232	\$1,016,232	\$0
Safe Routes to School & Jobs (Local)	\$0	\$0	\$904,446	\$0	\$904,446
Transit Enhancement Program (Public)	\$0	\$0	\$81,302	\$0	\$8,479
Environmental Enhancement Program	\$0	\$0	\$81,299	\$81,299	\$0
<b>TOTALS</b>	<b>\$0</b>	<b>\$0</b>	<b>\$2,083,279</b>	<b>\$1,097,531</b>	<b>\$912,925</b>

### City of Madera

	<u>CO</u>	<u>Excess</u>	<u>Allocated</u>	<u>Programmed</u>	<u>Balance</u>
Commute Corridors/ Farm to Market (Regional)	\$7,260,735	\$0	\$827,268	\$6,125,197	\$1,962,806
Safe Routes to School & Jobs (Local)	\$1,341,150	\$0	\$736,268	\$1,295,000	\$782,418
Transit Enhancement Program (Public)	\$402,360	\$0	\$66,177	\$0	\$468,537
Environmental Enhancement Program	\$117,942	\$0	\$66,181	\$93,000	\$91,123
<b>TOTALS</b>	<b>\$9,122,187</b>	<b>\$0</b>	<b>\$1,695,894</b>	<b>\$7,513,197</b>	<b>\$3,304,884</b>

### City of Chowchilla

	<u>CO</u>	<u>Excess</u>	<u>Allocated</u>	<u>Programmed</u>	<u>Balance</u>
Commute Corridors/ Farm to Market (Regional)	\$749,174	\$0	\$156,500	\$55,349	\$850,325
Safe Routes to School & Jobs (Local)	\$951,418	\$0	\$139,285	\$248,588	\$842,115
Transit Enhancement Program (Public)	\$115,892	\$0	\$12,520	\$13,888	\$114,524
Environmental Enhancement Program	\$113,125	\$0	\$12,520	\$0	\$125,645
<b>TOTALS</b>	<b>\$1,929,609</b>	<b>\$0</b>	<b>\$320,825</b>	<b>\$317,825</b>	<b>\$1,932,609</b>

# LOCAL AGENCY ANNUAL EXPENDITURE PLANS

The 20-year measure funding is expected to generate approximately a total of \$167,000,000. A majority of this amount is allocated as pass through funds to the local jurisdictions based on population size. Figure 1 indicates the population percentage of each local jurisdiction for this fiscal year. For FY 2020-21 a total of \$8,000,000 is estimated to be allocated to each jurisdiction. Figure 2 indicates the amount that will be allocated to each jurisdiction, including the Madera County Transportation Authority.

Figure 1

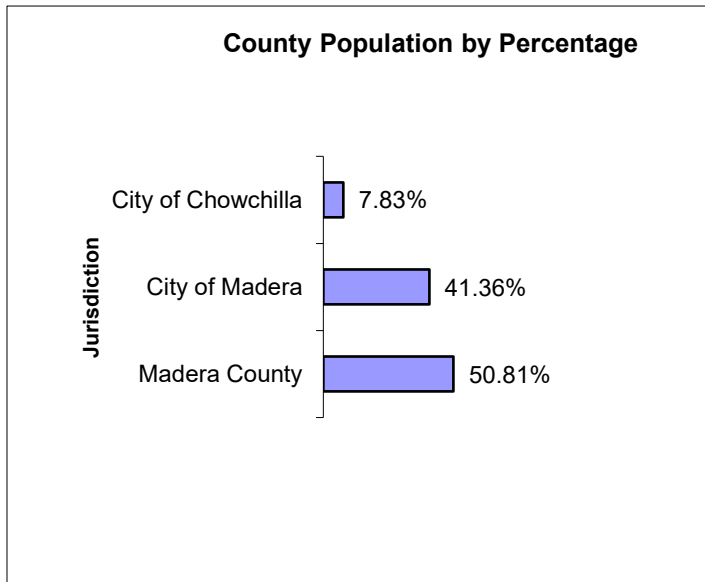



Figure 2



The following pages indicate how each jurisdiction is planning to spend their 2020-21 allocation.



# Madera County Transportation Authority

Measure T Annual Expenditure Plan  
Fiscal Year 2020-21



## Commute Corridors/Farm to Market (Regional)

				<u>Carryover</u>	<u>Excess</u>	<u>Allocation</u>	<u>Bond/Other</u>	<u>Available</u>
<b><u>Regional Streets and Highways Program</u></b>				\$5,991,744	\$0	\$2,080,000	\$0	<b>\$8,071,744</b>
Project	Environmental Studies & Permits	Right of Way	Plans, Specifications, & Estimates	Construction	Misc.	Total		
SR 41 Passing Lanes							\$	0
SR 99 / Ave 12 Interchange							\$	0
Oakhurst Mid-Town Connector				\$ 6,572,500			\$	6,572,500
Bond Debt Service					\$ 1,499,244		\$	1,499,244
Reserve for Next Fiscal Year							\$	0
				<b>Total Projects</b>			\$	<b>8,071,744</b>
				<b>Balance</b>			\$	<b>-</b>

## Administration/Planning Program

		<u>Carryover</u>	<u>Excess</u>	<u>Allocation</u>	<u>Other</u>	<u>Available</u>
<b><u>MCTA</u></b>		\$12,858	\$0	\$80,000	\$30,000	\$122,858
Project	Budget					
Salaries & Benefits	\$ 62,358					
Audits, Fin. Asst.	\$ 24,000					
MCTA Conf/Travel/Other	\$ 26,500					
General Proj Dev Costs	\$ 10,000					
<b>Total Projects</b>	<b>\$ 122,858</b>					
<b>Balance</b>	<b>\$ -</b>					

**Other Funds Allocated to MCTA**

	<u>Other Funds (Flexible, Impact Fees, Local)</u>			<u>Carryover</u>	<u>Excess</u>	<u>Allocation</u>	<u>Bond/Other</u>	<u>Available</u>
<u>Project</u>	<u>Environmental Studies &amp; Permits</u>	<u>Right of Way</u>	<u>Plans, Specifications, &amp; Estimates</u>	<u>Construction</u>	<u>Misc.</u>	<u>Total</u>		
SR 233 Interchange	\$ -	\$ -	\$ -	\$ -	\$ -	\$ -	\$ -	\$ -
SR 41 Passing Lanes	\$ -	\$ -	\$ -	\$ -	\$ -	\$ -	\$ -	\$ -
SR99 Widening – Ave 12 to 17	\$ -	\$ -	\$ -	\$ -	\$ -	\$ -	\$ -	\$ -
Oakhurst Mid-Town Connector	\$ -	\$ -	\$ -	\$ 4,872,500	\$ -	\$ -	\$ 4,872,500	\$ 4,872,500
Bond Debt Service					\$ 709,414	\$ -	\$ 709,414	\$ 709,414
Reserve for Next Fiscal Year								

Total Projects \$ 5,581,914  
 Balance \$ -

	<u>Environmental Studies &amp; Permits</u>	<u>Right of Way</u>	<u>Plans, Specifications, &amp; Estimates</u>	<u>Construction</u>	<u>Misc.</u>	<u>Total</u>
County of Madera				\$ 4,872,500		\$ 4,872,500
Flexible Account						\$ -
Impact Fees						\$ -
Local Funds						\$ -
City of Madera						\$ -
Flexible Account						\$ -
Impact Fees						\$ -
Local Funds						\$ -
City of Chowchilla						\$ -
Flexible Account						\$ -
Impact Fees						\$ -
Local Funds						\$ -

**\*Measure T Projects Programmed in STIP-Regional Program Phase I**

	<u>Prior</u>	<u>2015-16</u>	<u>2016-17</u>	<u>2017-18</u>	<u>2018-19</u>	<u>2019-20</u>	<u>Total</u>
<b>SR 99/Ave 12 Interchange</b>							
<i>Measure T Regional</i>	\$ 7,657,000						\$ 7,657,000
<i>Flexible Program</i>	\$ 3,920,000						\$ 3,920,000
<i>Route 99 Bond</i>	\$ 50,402,000		\$ 9,000,000				\$ 59,402,000
<i>STIP</i>	\$ 22,823,000			\$ 5,295,000			\$ 28,118,000
							<b>\$ 99,097,000</b>
<b>Ellis Ave. Overcrossing</b>							
<i>Measure T Regional</i>	\$ 8,670,000						\$ 8,670,000
<i>Flexible Program</i>	\$ 1,800,000						\$ 1,800,000
<i>Measure A/Local</i>	\$ 5,930,000						\$ 5,930,000
							<b>\$ 16,400,000</b>
<b>4th Street Widening</b>							
<i>Measure T Regional</i>	\$ 2,870,000						\$ 2,870,000
<i>Flexible Program</i>	\$ 3,358,000						\$ 3,358,000
<i>STIP</i>	\$ 5,148,000						\$ 5,148,000
							<b>\$ 11,376,000</b>
<b>SR 41 Passing Lanes</b>							
<i>Measure T Regional</i>	\$ 4,409,000						\$ 4,409,000
<i>Flexible Program</i>	\$ 4,374,000						\$ 4,374,000
<i>STIP</i>	\$ 11,047,000						\$ 11,047,000
							<b>\$ 19,830,000</b>
<b>SR 99 Widening – Ave 12 to Ave 17</b>							
Flexible Program	\$ 2,250,000		\$ 1,350,000	\$ 1,250,000			\$ 4,850,000
SHOPP/ Route 99 Bond					\$ 79,754,900		\$ 79,754,900
<i>STIP</i>			\$ 1,545,000				\$ 1,545,000
							<b>\$ 86,149,900</b>
Measure T Total	\$ 39,308,000	\$ 0	\$ 1,350,000	\$ 1,250,000	\$ 0	\$ 0	<b>\$ 41,908,000</b>
Yearly Total	\$ 134,658,000	\$ 0	\$ 11,895,000	\$ 6,545,000	\$ 79,754,900	\$ 0	<b>\$ 232,852,900</b>

**\*Measure T Projects Programmed in Regional Program Phase II**

	<u>2014-15</u>	<u>2015-16</u>	<u>2016-17</u>	<u>2017-18</u>	<u>2018-19</u>	<u>2019-20</u>	<u>Later</u>	<u>Total</u>
<b>Oakhurst Mid-Town Connector</b>								
<i>Measure T Regional</i>			\$ 228,500			\$ 651,500	\$ 6,572,500	\$ 7,452,500
<i>Flexible Program</i>	\$ 300,000	\$ 610,000	\$ 228,500			\$ 1,556,500	\$ 4,872,500	\$ 7,567,500
Local Partnership Program							\$ 5,000,000	\$ 5,000,000
								<b>\$ 20,020,000</b>
<b>SR 233 Interchange Improvements</b>								
<i>Measure T Regional</i>							\$ 7,600,000	\$ 7,600,000
<i>Flexible Program</i>	\$ 300,000	\$ 900,000			\$ 600,000		\$ 3,100,000	\$ 4,900,000
<i>Other</i>							\$ 3,600,000	\$ 3,600,000
								<b>\$ 16,100,000</b>
<b>Road 200 Phase III</b>								
<i>Measure T Regional</i>							\$ 2,700,000	\$ 2,700,000
<i>Flexible Program</i>							\$ 2,800,000	\$ 2,800,000
<i>Other</i>							\$ 2,690,000	\$ 2,690,000
								<b>\$ 8,190,000</b>
<b>Ave 7 Reconstruction</b>								
<i>Measure T Regional</i>							\$ 1,427,500	\$ 1,427,500
<i>Flexible Program</i>							\$ 952,500	\$ 952,500
<i>Other</i>							\$ 6,558,000	\$ 6,558,000
								<b>\$ 8,938,000</b>
<b>Cleveland Avenue Widening</b>								
Measure T Regional							\$ 1,600,000	\$ 1,600,000
Flexible Program							\$ 1,800,000	\$ 1,800,000
Other							\$ 350,000	\$ 350,000
								<b>\$ 3,750,000</b>
<b>Gateway Avenue Widening</b>								
Measure T Regional							\$ 2,940,000	\$ 2,940,000
Flexible Program							\$ 3,160,000	\$ 3,160,000
Other							\$ 2,500,000	\$ 2,500,000
								<b>\$ 8,600,000</b>
Measure T Total	\$ 600,000	\$ 1,510,000	\$ 457,000	\$ 0	\$ 0	\$ 2,808,000	\$ 39,525,000	<b>\$ 44,900,000</b>
Yearly Total	\$ 600,000	\$ 1,510,000	\$ 457,000	\$ 0	\$ 0	\$ 2,808,000	\$ 60,223,000	<b>\$ 65,598,000</b>

# County of Madera

Measure T Annual Expenditure Plan  
Fiscal Year 2020-21

<b><u>Commute Corridors/Farm to Market (Regional)</u></b>	<u>Carryover</u>	<u>Excess</u>	<u>Allocation</u>	<u>Available</u>
<b><u>Rehab, Reconstruct, Maintenance Program</u></b>	\$0	\$0	\$1,016,232	<b>\$1,016,232</b>

Project	Budget
Ave 26 Rehab (Reserve for FLAP match)	\$ 1,016,232

Total Projects	<u>\$ 1,016,232</u>
Balance	\$ -

<b><u>Safe Routes to School &amp; Jobs (Local)</u></b>	<u>Carryover</u>	<u>Excess</u>	<u>Allocation</u>	<u>Available</u>
<b><u>Street Maintenance Program</u></b>	\$0	\$0	\$528,440	<b>\$528,440</b>

Project	Budget
Overlays	\$ -
Chip Seal	\$ -
Other Seals	\$ -
Misc. Road Maintenance	\$ -
Reserve for Next Fiscal Year	\$ 528,440

Total Projects	<u>\$ 528,440</u>
Balance	\$ -

<b><u>County Maintenance Districts</u></b>	\$0	\$0	\$355,681	<b>\$355,681</b>
--	-----	-----	-----------	------------------

Project	Budget
Overlays	\$ -
Chip Seal	\$ -
Dust Mitigation	\$ -
Misc. Road Maintenance	\$ -
Reserve for Next Fiscal Year	\$ 355,681

Total Projects	<u>\$ 355,681</u>
Balance	\$ -

**Flexible Program**\$0      \$0      \$884,121      **\$884,121**

Project	Budget
<i>MCTA Impound for Matching</i>	\$ 884,121
Total Projects	<u>\$ 884,121</u>
Balance	\$ -

**ADA Compliance**\$0      \$0      \$20,325      **\$20,325**

Project	Budget
<i>Reserve for Next Fiscal Year</i>	\$ 20,325
Total Projects	<u>\$ 20,325</u>
Balance	\$ -

**Transit Enhancement Program (Public)**Carryover      Excess      Allocation      Available  
\$0      \$0      \$74,392      **\$74,392**

Project	Budget
<i>TEP Projects</i>	\$ -
<i>Reserve for Next Fiscal Year</i>	\$ 74,392
Total Projects	<u>\$ 74,392</u>
Balance	\$ -

**ADA / Seniors / Paratransit**\$0      \$0      \$6,910      **\$6,910**

Project	Budget
<i>Reserve for Next Fiscal Year</i>	\$ 6,910
Total Projects	<u>\$ 6,910</u>
Balance	\$ -

**Environmental Enhancement Program**Carryover      Excess      Allocation      Available  
**Total for all Sub-programs**      \$0      \$0      \$81,299      **\$81,299**

Project	Budget
<i>Various Projects Match</i>	\$ 81,299
<i>Reserve for Next Fiscal Year</i>	\$ -
Total Projects	<u>\$ 81,299</u>
Balance	\$ -

# City of Madera

Measure T Annual Expenditure Plan  
Fiscal Year 2020-21

<b><u>Commute Corridors/Farm to Market (Regional)</u></b>	<b><u>Carryover</u></b>	<b><u>Excess</u></b>	<b><u>Allocation</u></b>		<b><u>Available</u></b>
---	-------------------------	----------------------	--------------------------	--	-------------------------

<b><u>Rehab, Reconstruct, Maintenance Program</u></b>	\$7,260,735	\$0	\$827,268		<b>\$8,088,003</b>
---	-------------	-----	-----------	--	--------------------

<u>Project</u>	<u>Budget</u>
Olive Ave. Widening – Gateway to Knox, R-10	\$ 4,766,940
2020-21 City Streets 3R & ADA Project, R-77	\$ 355,000
Almond Ave Extension – Pine to Stadium, R-82	\$ 500,000
Traffic Study – Almond/Pine/Stadium, R-87	\$ 130,000
Granada Drive/Howard Road Traffic Signal, TS-17	\$ 223,257
Howard Road/Westberry Traffic Signal, TS-19	\$ 150,000
Total Projects	<u>\$ 6,125,197</u>
<i>Balance</i>	<b>\$ 1,962,806</b>

<b><u>Safe Routes to School &amp; Jobs (Local)</u></b>	<b><u>Carryover</u></b>	<b><u>Excess</u></b>	<b><u>Allocation</u></b>		<b><u>Available</u></b>
--	-------------------------	----------------------	--------------------------	--	-------------------------

<b><u>Street Maintenance Program</u></b>	\$1,055,148	\$0	\$430,179		<b>\$1,485,327</b>
--	-------------	-----	-----------	--	--------------------

<u>Project</u>	<u>Budget</u>
Overlays	\$ 175,000
Chip Seal	\$ 600,000
Other Seals	\$ -
Patching/Street Maintenance	\$ 100,000
Reserve for Next Fiscal Year	\$ -
Total Projects	<u>\$ 875,000</u>
<i>Balance</i>	<b>\$ 610,327</b>

<b><u>Supplemental Street Maintenance Program</u></b>	\$186,478	\$0	\$289,544		<b>\$476,022</b>
---	-----------	-----	-----------	--	------------------

<u>Project</u>	<u>Budget</u>
Overlays	\$ -
Surface Seal, General Maintenance	\$ -
Other Seals	\$ -
Patching/Street Maintenance	\$ 400,000
Reserve for Next Fiscal Year	\$ -
Total Projects	<u>\$ 400,000</u>
<i>Balance</i>	<b>\$ 76,022</b>

**Flexible Program**\$0      \$0      \$719,723      **\$719,723**

Project	Budget
<i>MCTA Impound for matching</i>	\$ 719,723
<hr/>	
Total Projects	\$ 719,723
Balance	\$ -

**ADA, Seniors, Paratransit**\$99,524      \$0      \$16,545      **\$116,069**

Project	Budget
<i>ADA Walkability/Sidewalks Program, R-64</i>	\$ 20,000
<hr/>	
Total Projects	\$ 20,000
Balance	\$ 96,069

**Transit Enhancement Program****Carryover**      **Excess**      **Allocation**      **Available**\$323,023      \$0      \$60,552      **\$383,575**

Project	Budget
	\$ -
<hr/>	
Total Projects	\$ -
Balance	\$ 383,575

**ADA / Seniors / Paratransit**\$79,337      \$0      \$5,625      **\$84,962**

Project	Budget
	\$ -
<hr/>	
Total Projects	\$ -
Balance	\$ 84,962

**Environmental Enhancement Program****Carryover**      **Excess**      **Allocation**      **Available****Total for all Sub-programs**\$117,942      \$0      \$66,181      **\$184,123**

Project	Budget
<i>Alley Paving – Torres Way, ALY-01</i>	\$ 15,000
<i>2021 CMAQ Alley Paving, ALY-03</i>	\$ 10,000
<i>Schnoor Ave Sidewalk – Sunset to River, R-58</i>	\$ 3,000
<i>ADA Walkability Sidewalks Program, R-64</i>	\$ 20,000
<i>Washington School Sidewalks, R-93</i>	\$ 5,000
<i>Bike Path – Tulare/Cleveland/Raymond, PK-48</i>	\$ 40,000
<hr/>	
Total Projects	\$ 93,000
Balance	\$ 91,123



# City of Chowchilla

Measure T Annual Expenditure Plan  
Fiscal Year 2020-21

<b><u>Commute Corridors/Farm to Market (Regional)</u></b>	<b><u>Carryover</u></b>	<b><u>Excess</u></b>	<b><u>Allocation</u></b>	<b><u>Available</u></b>
---	-------------------------	----------------------	--------------------------	-------------------------

<b><u>Rehab, Reconstruct, Maintenance Program</u></b>	\$749,174	\$0	\$156,500	<b>\$905,674</b>
---	-----------	-----	-----------	------------------

<u>Project</u>	<u>Budget</u>
<i>Ave 24 ½ Street Project</i>	\$ 55,349
<i>Reserved for future projects</i>	\$ 850,325
<hr/>	
Total Projects	<u>\$ 905,674</u>
<i>Balance</i>	<b>\$ -</b>

<b><u>Safe Routes to School &amp; Jobs (Local)</u></b>	<b><u>Carryover</u></b>	<b><u>Excess</u></b>	<b><u>Allocation</u></b>	<b><u>Available</u></b>
--	-------------------------	----------------------	--------------------------	-------------------------

<b><u>Street Maintenance Program</u></b>	\$146,779	\$0	\$81,380	<b>\$228,159</b>
--	-----------	-----	----------	------------------

<u>Project</u>	<u>Budget</u>
<i>Overlays</i>	\$ -
<i>Chip Seal</i>	\$ -
<i>Other Seals</i>	\$ -
<i>Patching/Street Maintenance/Operations</i>	\$ 118,647
<i>Equipment/Asphalt Roller</i>	\$ -
<i>Reserve for Next Fiscal Year</i>	\$ 109,512
<hr/>	
Total Projects	<u>\$ 228,159</u>
<i>Balance</i>	<b>\$ -</b>

<b><u>Supplemental Street Maintenance Program</u></b>	\$95,415	\$0	\$54,775	<b>\$150,190</b>
---	----------	-----	----------	------------------

<u>Project</u>	<u>Budget</u>
<i>Overlays</i>	\$ -
<i>Chip Seal</i>	\$ -
<i>Other Seals</i>	\$ -
<i>Patching/Street Maintenance/Operations</i>	\$ 73,710
<i>Reserve for Next Fiscal Year</i>	\$ 76,480
<hr/>	
Total Projects	<u>\$ 150,190</u>
<i>Balance</i>	<b>\$ -</b>

<b><u>Flexible Program</u></b>	\$669,093	\$0	\$136,155	<b>\$805,248</b>
--------------------------------	-----------	-----	-----------	------------------

Project	Budget
<i>Impound for MCTA Matching Projects</i>	\$ 136,155
<i>Reserve for future projects</i>	\$ 611,827
<i>Street Maintenance</i>	\$ 57,266
Total Projects	<u>\$ 805,248</u>
<i>Balance</i>	\$ -

<b><u>ADA Compliance</u></b>	\$40,131	\$0	\$3,130	<b>\$43,261</b>
------------------------------	----------	-----	---------	-----------------

Project	Budget
<i>Reserve for future projects</i>	\$ 35,161
<i>ADA Assessment Study</i>	\$ 8,100
Total Projects	<u>\$ 43,261</u>
<i>Balance</i>	\$ -

<b><u>Transit Enhancement Program (Public)</u></b>	<b><u>Carryover</u></b>	<b><u>Excess</u></b>	<b><u>Allocation</u></b>	<b><u>Available</u></b>
	\$102,624	\$0	\$11,456	<b>\$114,080</b>

Project	Budget
<i>Reserve for future project</i>	\$ 100,192
<i>CATX Bus Purchase Match</i>	\$ 13,888
Total Projects	<u>\$ 114,080</u>
<i>Balance</i>	\$ -

<b><u>ADA / Seniors / Paratransit</u></b>	\$13,268	\$0	\$1,064	<b>\$14,332</b>
---	----------	-----	---------	-----------------

Project	Budget
<i>Reserve for Next Fiscal Year</i>	\$ 13,628
Total Projects	<u>\$ 13,628</u>
<i>Balance</i>	\$ -

<b><u>Environmental Enhancement Program</u></b>	<b><u>Carryover</u></b>	<b><u>Excess</u></b>	<b><u>Allocation</u></b>	<b><u>Available</u></b>
---	-------------------------	----------------------	--------------------------	-------------------------

<b><u>Total for all Sub-programs</u></b>	\$113,125	\$0	\$12,520	<b>\$125,645</b>
--	-----------	-----	----------	------------------

Project	Budget
<i>Reserve for future projects</i>	\$ 125,645
Total Projects	<u>\$ 125,645</u>
<i>Balance</i>	\$ -

(This page intentionally left blank)

# REPORTS

# End of Year Reports

(THE END OF YEAR REPORTS WILL BE UPDATED IN THE FINAL VERSION)

Madera County Transportation Authority





# End of Year Reports

County of Madera







# End of Year Reports

City of Madera







# End of Year Reports

City of Chowchilla





## Other Reports

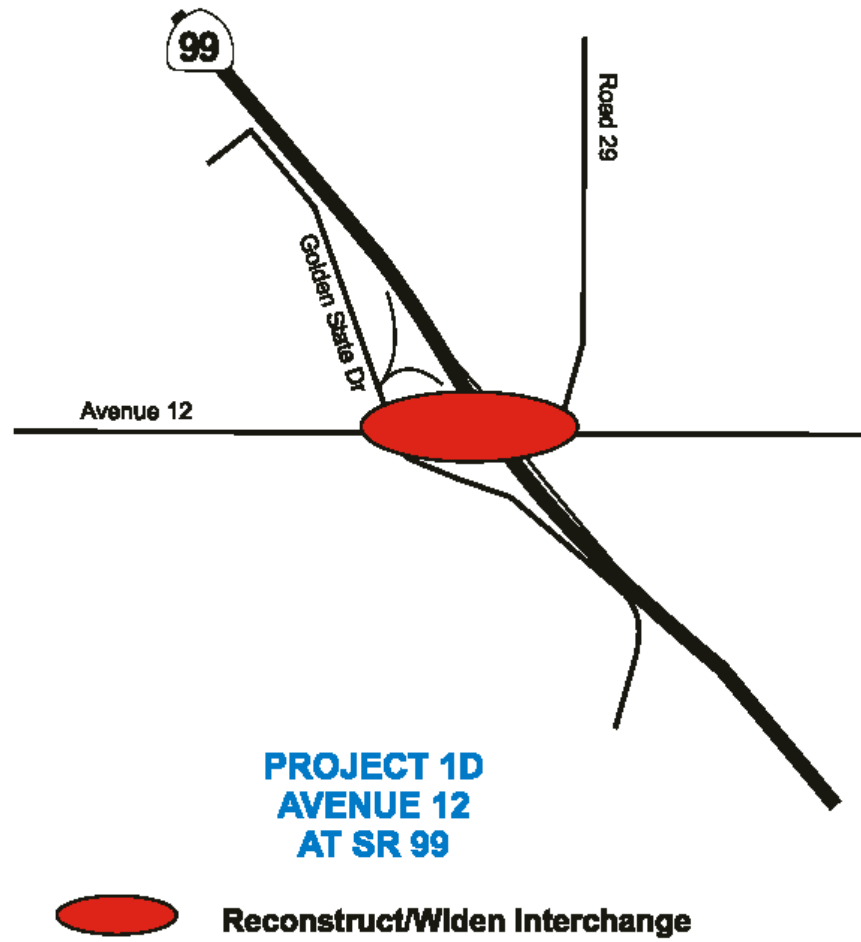


## Measure T Fiscal Year Receipts from BOE

Year	Month	Monthly Advance	Adjust to Actual	Quarterly Interest	Monthly Totals	Misc Revenues	Annual Proceeds	Misc Expenditures	Net Proceeds	BOE Admin Fee
2019	Jul	739,200	239,601.20		978,801.20					
	Aug	-	918,842.07		918,842.07					
	Sep	709,800	175,195.33		884,995.33					29,140
	Oct	709,800	335,103.74		1,044,903.74					
	Nov	-	967,098.13		967,098.13					
	Dec	649,700	112,002.78		761,702.78					29,140
2020	Jan	649,700	168,959.92		818,659.92					
	Feb	-	1,174,683.01		1,174,683.01					
	Mar	623,500	147,535.48		771,035.48					29,140
	Apr	498,800	181,165.52		679,965.52					
	May	-	780,243.94		780,243.94					
	Jun	400,000			400,000.00					22,830
		4,980,500.00	5,200,431.12	-	10,180,931.12	-	10,180,931.12	-	10,180,931.12	110,250

# APPENDIX

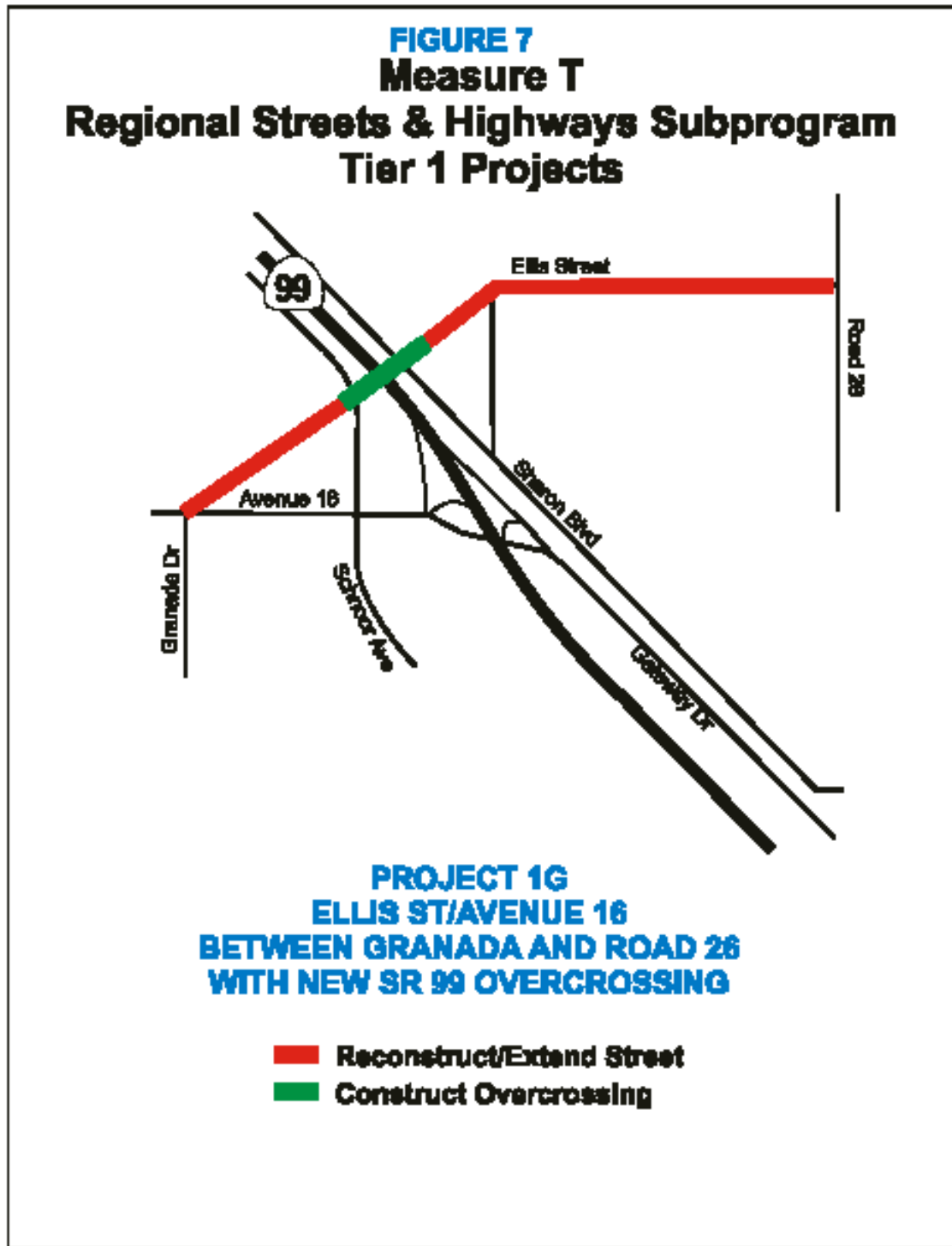
**FIGURE 4**  
**Measure T**  
**Regional Streets & Highways Subprogram**  
**Tier 1 Projects**



VRPA Technologies, Inc.

Map of Avenue 12 Interchange Project

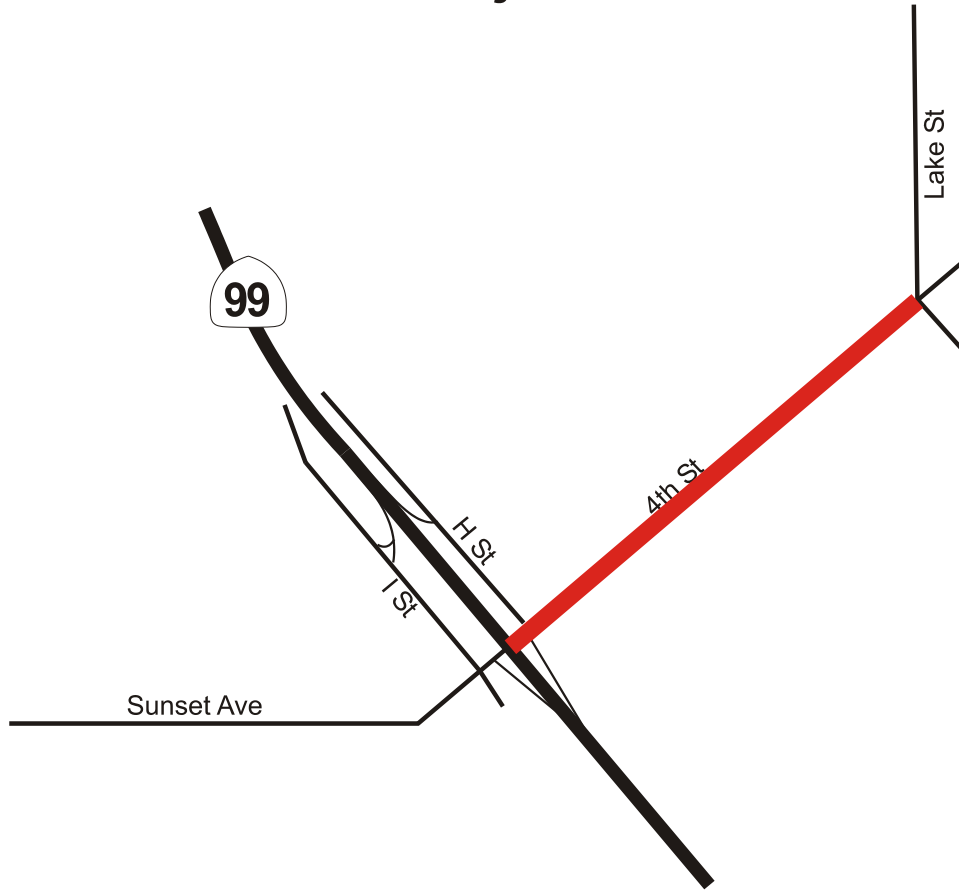




VRPA Technologies, Inc.

Map of Ellis Street Overcrossing Project

**FIGURE 14**  
**Measure T**  
**Regional Streets & Highways Subprogram**  
**Tier 1 Projects**

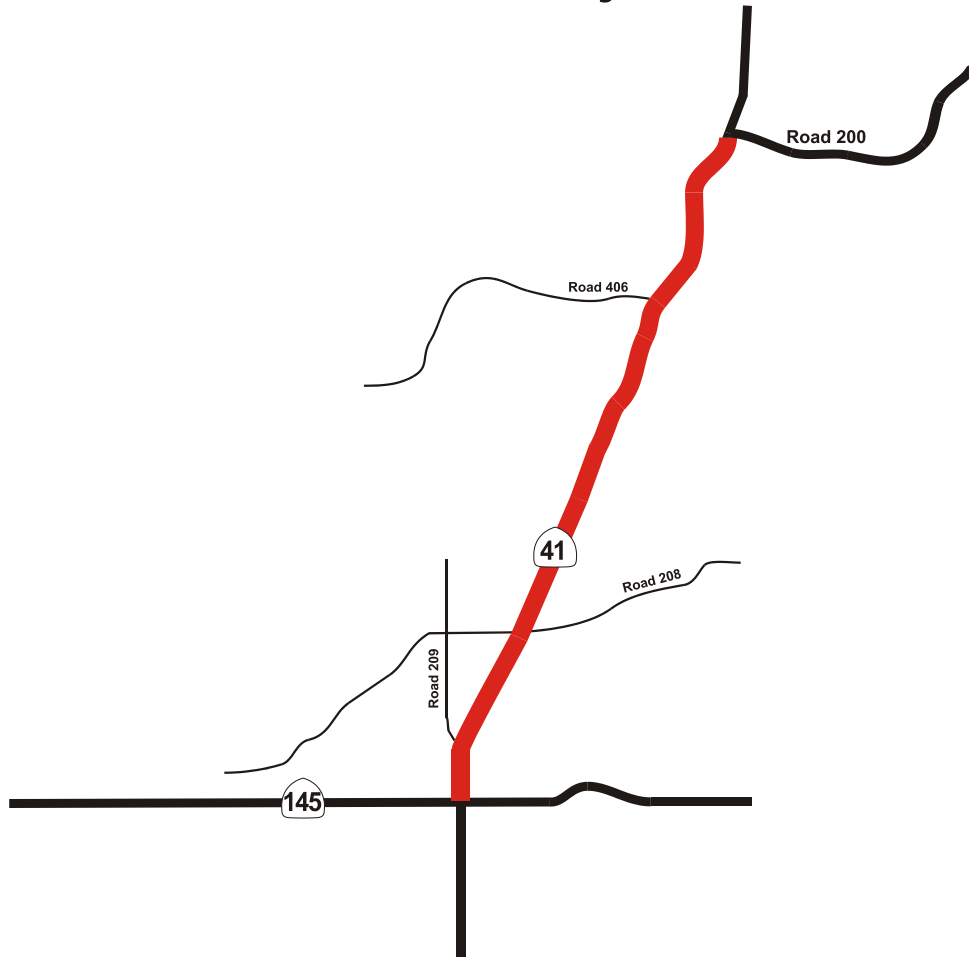


**PROJECT 1N**  
**4TH AVENUE**  
**BETWEEN SR 99 AND LAKE ST**

**■ Reconstruct/Widen From 2 to 4 Lanes with Railroad Crossing**

Map of 4<sup>th</sup> Street Widening

**FIGURE 1**  
**Measure T**  
**Regional Streets & Highways Subprogram**  
**Tier 1 Projects**

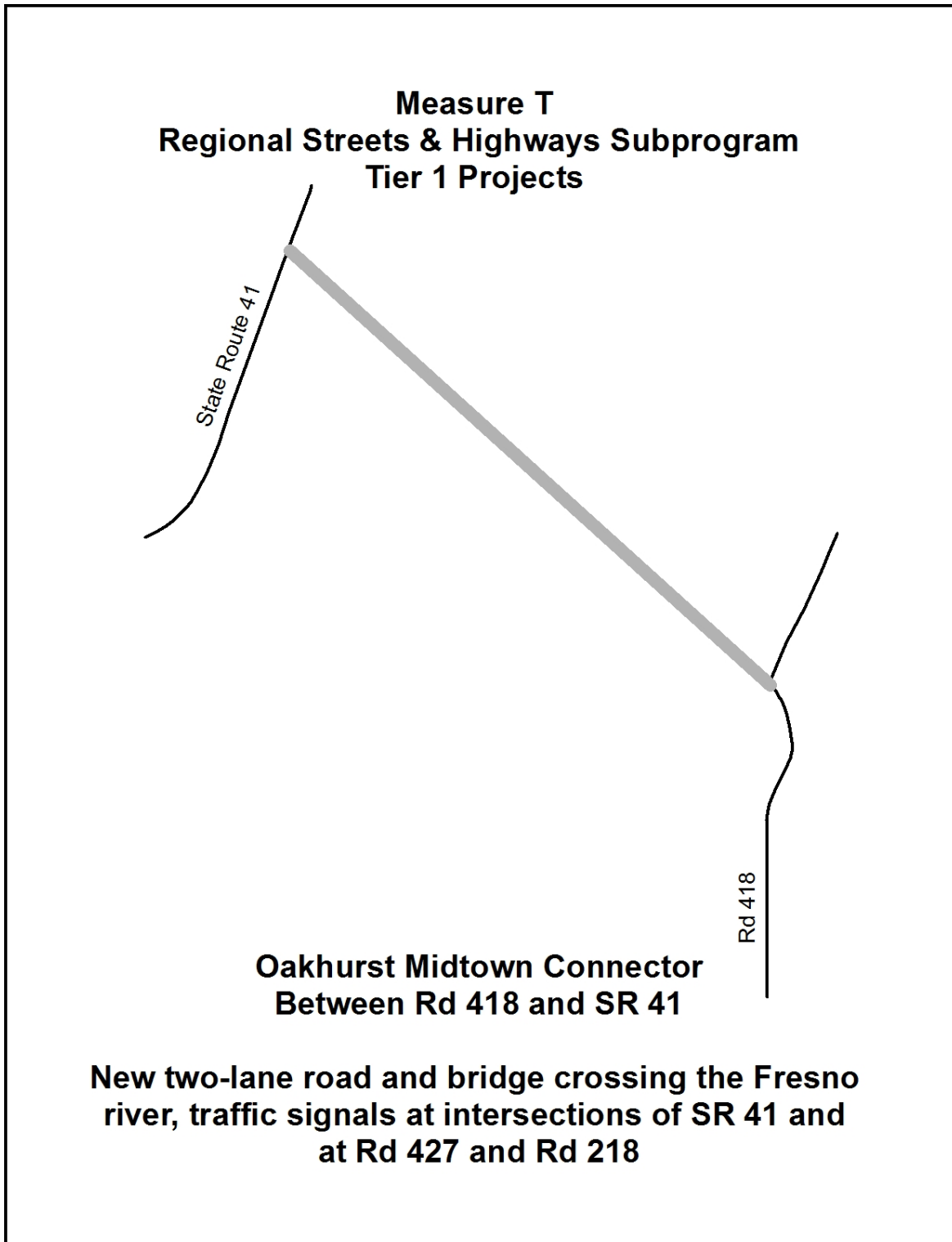


**PROJECT 1A**  
**SR 41**  
**BETWEEN SR 145 AND ROAD 200**

**■ Construct Passing Lanes**

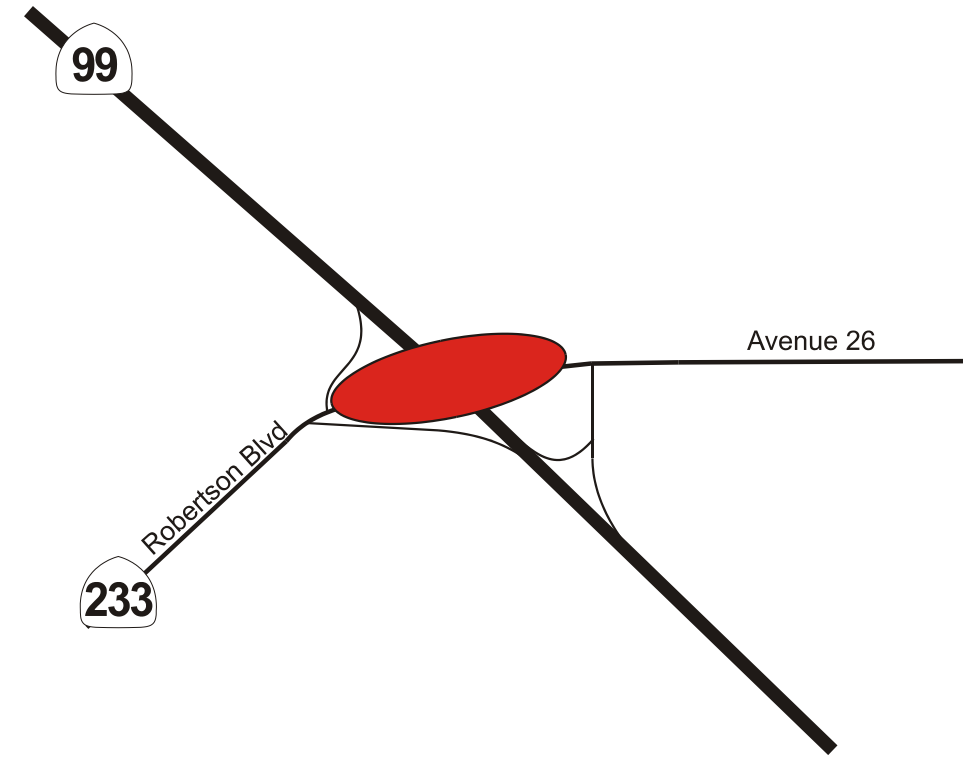
Map of SR 41 Passing Lanes

Map of Oakhurst Mid-Town Connector





**FIGURE 6**  
**Measure T**  
**Regional Streets & Highways Subprogram**  
**Tier 1 Projects**



**PROJECT 1F**  
**SR 233**  
**AT SR 99**

 **Reconstruct/Widen Interchange**

Madera 2020 STIP Program

**Madera**

Agency	Rte	PPNO	Project	Ext	Del.	Voted	Total	Prior	Project Totals by Fiscal Year					Project Totals by Component					
									20-21	21-22	22-23	23-24	24-25	R/W	Const	E & P	PS&E	R/W Sup	Con Sup
<b>Highway Projects:</b>																			
Caltrans	99	5335	Madera, Ave 12-Ave 17, widen to 6 lanes (Rt99) (incr 10-18 vote)			close	1,858	1,858	0	0	0	0	0	0	0	0	1,858	0	0
Madera CTC		6L05	Planning, programming, and monitoring			May-19	120	120	0	0	0	0	0	0	0	120	0	0	0
Madera CTC		6L05	Planning, programming, and monitoring				276	0	93	92	91	0	0	0	276	0	0	0	0
<b>Total Programmed or Voted since July 1, 2018</b>							2,254												
<b>PROPOSED 2020 PROGRAMMING</b>																			
<b>Highway Project Proposals:</b>																			
Madera CTC		6L05	Planning, programming, and monitoring				-276	0	-93	-92	-91	0	0	0	-276	0	0	0	0
Madera CTC		6L05	Planning, programming, and monitoring				392	0	79	78	78	78	79	0	392	0	0	0	0
<b>Subtotal, Highway Proposals</b>							116	0	-14	-14	-13	78	79	0	116	0	0	0	0
<b>Total Proposed 2020 STIP Programming</b>							116												

<b>Balance of STIP County Share, Madera</b>	
Total County Share, June 30, 2019	(6,476)
Total Now Programmed or Voted Since July 1, 2018	2,254
Unprogrammed Share Balance	0
Share Balance Advanced or Overdrawn	8,730
Proposed New Programming	116



2001 Howard Road, Suite 201 Madera, CA 93637