

GENERAL APPLICATION FOR WORK LOCATED WITHIN A HISTORIC DISTRICT

- Minor Work (Complete Section A and refer to General Directions)
- New Construction (Complete Section B and refer to General Directions and Item B)
- Demolition (Complete Section B and refer to General Directions and Item C)

Application Deadline: Application and materials must be completed and **submitted by 4:00 p.m. ten (10) business days before each Commission Meeting.** Late applications will be placed on the agenda for the following month. Decision by the Commission will not necessarily occur at the meeting at which the application materials are first received.

A) MINOR WORK

PROPERTY LOCATION: 7745 Mahoney Avenue 051-595-053-00
(Number) (Street) (Property Tax ID #)

PROPERTY OWNER

Name: Mackinac McCarty Home LLC Email Address: Lubdub IV at aol.com
 Address: 670 Pine Point Dr Akron Ohio 44333-1779
 (Street) (City) (State) (Zip)
 Telephone: (330) 414-2901 Ø Ø
 (Home) (Business) (Fax)

APPLICANT/CONTRACTOR

Name: Matthew McCarty Email Address: MBMcCARTY at MSN.com
 Address: 8931 Isherwood Lane Knoxville TN 37922
 (Street) (City) (State) (Zip)
 Telephone: 865 384 3296 (Contractor James Bazimau)
 (Home) (Business) (Fax)

- Attach a brief description of the nature of the minor work proposed and the materials to be used.
- Attach one or more photograph(s) of the whole building including façade and any relevant elevations showing the area, item or feature proposed to be repaired or replaced. The Building Official or Historic District Commission may require additional information necessary to determine the work to be Minor Work.

If the Building Official determines that the proposed work is not Minor Work, the Building Official shall direct the applicant to complete an Application for New Work and/ or Application for Demolition or Moving work which will then be referred to the HDC.

I certify that the information provided in this Application and the documents submitted with this Application are true to the best of my information, knowledge and belief; and that the property where work will be undertaken has, or will have before the proposed project completion date, a fire alarm system or a smoke alarm complying with the requirements of the Stille-DeRossett-Hale single state construction code act, 1972 PA 230, MLC 125.1501 to 125.1531

[Signature] SIGNATURES _____
 Signature Signature
Matthew J. McCarty _____
 Please Print Name Please Print Name

NOTE: All photos, drawings and physical samples, etc., become the property of the HDC/City of Mackinac Island. These may be returned to the applicant upon request after they are no longer needed by the Commission/City.

RETURN THIS FORM AND SUPPORTING MATERIALS TO:
MACKINAC ISLAND BUILDING OFFICIAL
7358 MARKET STREET, MACKINAC ISLAND, MI 49757
PHONE: (906) 847-4035

File Number: _____	Date Received: _____	Fee: _____
Received By: _____	Work Completed Date: _____	

January 9, 2024

To: Historic District Commission Members

From: Mackinac McCarty House LLC

Dear Members,

The Mackinac McCarty House LLC is composed of three different families (McCarty, Bauman, Donnelly) who are all descended from the original builders of the home in 1892, John and Ann McCarty. John and Ann bought the land and constructed the home on an empty field, and subsequently bought the south yard in 1900 and the north yard in the 1930's. The home has been owned by our family continually for 132 years. The present property consists of these 3 lots. What is now Jack's livery stable was John McCarty's livery stable and constructed in 1900, appearing similar today as it was when originally constructed. The McCarty home was originally wood sided and the present vinyl siding and window aluminum trim and screen/storm windows were added in the 1970's for easier maintenance and upkeep of the exterior of the home.

The present original windows in the home have deteriorated, representing a safety and fire egress hazard for occupants of the home. Our family requests permission to replace 21 windows in the home to remedy that issue. We present to you 3 different options for replacement, those being wood, vinyl clad, and aluminum clad. The present aluminum trim and screen/storm windows will need to be removed to place entirely new windows in the home. Since the house presently has vinyl siding and aluminum trim/windows over the original windows, we request that we be allowed to replace the windows with vinyl or aluminum clad windows for better maintenance and longevity, as well as similar to what is presently on the home. We would prefer vinyl, since the cost for vinyl clad windows is roughly half of the expense for aluminum clad or wood windows. We estimate that the additional expenses including labor and repairs to the interior of the home will add another 20,000 dollars to the project. In addition, a home inspection done on the home this past summer indicates a new roof will be needed in the next year on the home. Our family in general is not wealthy, and the owners represent individuals of various financial means who all partially own a longstanding family interest in a family home. We ask that the Historic Commission Members take into consideration that fact as we attempt to keep this a safe individual family home on a rapidly developing island.

Thank you for your consideration,

Matthew McCarty

A handwritten signature in black ink, appearing to read 'Matthew McCarty', written over a horizontal line.

On Behalf Of: Taylor Lumber & Development

Address: PO Box 396

Cedarville, MI 49719-0396

Phone: 906-484-2204

Fax: 9064843881

Contact: Tom Walker

Email: twalker@sault.com

Address: M-129

Pickford, MI 49774

Phone: 800-522-9663

Fax: 906-647-6612



We're for the visionaries.™

**Quote 1255658C: MCCARTY
Project: MCCARTY
Printed: 11/29/2023 12:30:22 PM**



Printed By: Tom Walker

Created: 11/29/2023

2023 Pricing

For warranty information please click this link or visit <https://www.kolbewindows.com/resources/warranties>

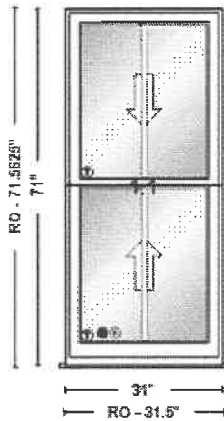
Window and Door Details

Line Number **001-1**
 Label **None Assigned**
 Product Name **Heritage Rectangle Double Hung (WDH)**
 Configured in PK Version **770**

Overall Unit Dimension Width **31"**
 Overall Unit Dimension Height **71 1/2"**
 Overall Increased Rough Opening Width **32"**
 Overall Increased Rough Opening Height **72 1/16"**

Scaled To Fit

AS VIEWED FROM EXTERIOR



Quantity **(10)**
 Cubic Feet **10.81**
 Unit Price **\$2,275.00**
 Extended Price **\$22,750.00**

*** Dimensions ***

Call Width **Custom**
 Call Height **Custom**
 Individual Frame Width **31"**
 Individual Frame Height **71"**
 Clear Opening Width **27 3/4"**
 Clear Opening Height **30 23/32"**
 Glass Width **25 1/2"**
 Glass Height **31 9/32"**

*** Pricing Details ***

Base Price **\$617.53**
 Lower Glass PDL **\$67.31**
 Upper Glass PDL **\$67.31**
 Screen **\$59.17**
 Non-Standard Size **\$158.56**
 Lower Glass Glass **\$74.38**
 Upper Glass Glass **\$74.38**
 Exterior Finish **\$365.21**
 Interior Finish **\$560.63**
 Lower Glass Lite Finish **\$39.51**
 Upper Glass Lite Finish **\$39.51**
 Window Opening Control Device **\$140.95**
 No Casing **-\$17.52**
 Installation Clips **\$28.07**

*** Casing-Jamb-Trim ***

Exterior Casing/Accessories **No Casing**
 Sill Nosing **Standard Sill Nosing**
 Extended Horns **No**
 Apply Exterior Casing/Accessories **Yes**
 Back Priming of Frame **No**
 Jamb Depth **4 9/16"**
 Installation Clips **10 1/16" Clips**
 Kolbe Installation Consulting **No**

*** Notes ***

Manufacturer Note: Opening(s) designated by a circled 'E' meet most national building codes for emergency escape and rescue requirements. Check local codes for product compliance for desired application.

Manufacturer Note: Number of installation clips applied is configured for a DP20 installation design pressure. Kolbe also recommends adding an additional 1/2" to the standard rough opening.

*** Performance ***

Performance **Standard Performance**

*** Unit ***

Unit Type **Complete Unit**
 Model **Traditional**
 Production **Current**
 Clad Profile **No**
 Sash Material **Wood**
 Basic Jamb Profile **Square**

*** Overall Dimensions ***

Overall Frame Width **31"**
 Overall Frame Height **71"**
 Overall Rough Opening Width **31 1/2"**
 Overall Rough Opening Height **71 9/16"**

*** Glass ***

Glass Make Up **Double Glazed**
 Glass **Solar Low-E**
 Glass Spacer **Mill Finish**
 High Altitude **No**
 Glass Preserve / Neat+ Coating **Glass Preserve without Neat+ Coating**
 Glazing Bead **Ovolo**
 Upper Glass - Glass Type **Clear**
 Upper Glass - Obscure / Opaque Glass **None**
 Upper Glass **Tempered**
 Lower Glass - Glass Type **Clear**
 Lower Glass - Obscure / Opaque Glass **None**
 Lower Glass **Tempered**

*** Lite Divisions - Upper ***

Lite Division **Performance Divided Lites**
 Bar Profile - Exterior **Beveled**
 Bar Profile - Interior **Ovolo**
 Bar Size **7/8"**

Window and Door Details

Internal Spacers	Mill Finish
Second Bar Size	None
Grid Pattern	Colonial
Colonial Divison	2W1H
Grille Division Type	Specified

*** Lite Divisions - Lower ***

Lite Division	Performance Divided Lites
Bar Profile - Exterior	Beveled
Bar Profile - Interior	Ovolo
Bar Size	7/8"
Internal Spacers	Mill Finish
Second Bar Size	None
Grid Pattern	Colonial
Colonial Divison	2W1H
Grille Division Type	Specified
Lite Bar Alignment	Align Vertical

*** Hardware-Accessories ***

Hardware Color	White
Amount of Check Rail Locks	1
Sash Plough	Both Sash Plough
Screen	Full Screen
Mesh Type	BetterVue Fiberglass
Screen(s) Applied	No
Jambliner	White
Window Opening Control Device	White
Sash Limit Clips	None

*** Species-Finish-Color ***

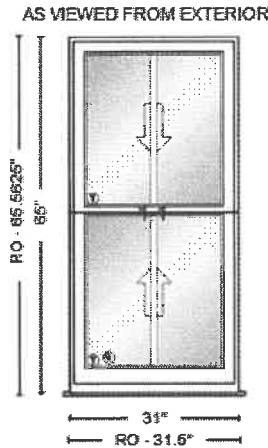
Change Species	Leave All Pine
Exterior Frame Finish	K-Kron2
Exterior Sash Finish	K-Kron2
Match All Exterior Colors	Yes
Exterior Color	Ultra Pure White
Interior Frame Finish	K-Kron2
Interior Sash Finish	K-Kron2
Match All Interior Colors	Yes
Interior Color	Ultra Pure White
Fingerjoints	Standard Fingerjoints



Window and Door Details

Line Number **002-1**
 Label **None Assigned**
 Product Name **Heritage Rectangle Double Hung (WDH)**
 Configured in PK Version **770**

Scaled To Fit



Quantity **(8)**
 Cubic Feet **9.9**
 Unit Price **\$2,175.00**
 Extended Price **\$17,400.00**

*** Pricing Details ***

Base Price	\$572.89
Lower Glass PDL	\$67.59
Upper Glass PDL	\$67.59
Screen	\$56.37
Non-Standard Size	\$159.22
Lower Glass Glass	\$67.69
Upper Glass Glass	\$67.69
Exterior Finish	\$353.03
Interior Finish	\$530.23
Lower Glass Lite Finish	\$39.68
Upper Glass Lite Finish	\$39.68
Window Opening Control Device	\$141.55
No Casing	-\$16.38
Installation Clips	\$28.19

*** Notes ***

Manufacturer Note: Number of installation clips applied is configured for a DP20 installation design pressure. Kolbe also recommends adding an additional 1/2" to the standard rough opening.

*** Overall Dimensions ***

Overall Frame Width	31"
Overall Frame Height	65"
Overall Rough Opening Width	31 1/2"
Overall Rough Opening Height	65 9/16"
Overall Unit Dimension Width	31"
Overall Unit Dimension Height	65 1/2"
Overall Increased Rough Opening Width	32"

Overall Increased Rough Opening Height	66 1/16"
*** Dimensions ***	
Call Width	Custom
Call Height	Custom
Individual Frame Width	31"
Individual Frame Height	65"
Clear Opening Width	27 3/4"
Clear Opening Height	27 23/32"
Glass Width	25 1/2"
Glass Height	28 9/32"

*** Casing-Jamb-Trim ***

Exterior Casing/Accessories	No Casing
Sill Nosing	Standard Sill Nosing
Extended Horns	No
Apply Exterior Casing/Accessories	Yes
Back Priming of Frame	No
Jamb Depth	4 9/16"
Installation Clips	10 1/16" Clips
Kolbe Installation Consulting	No

*** Performance ***

Performance	Standard Performance
-------------	-----------------------------

*** Unit ***

Unit Type	Complete Unit
Model	Traditional
Production	Current
Clad Profile	No
Sash Material	Wood
Basic Jamb Profile	Square

*** Glass ***

Glass Make Up	Double Glazed
Glass	Solar Low-E
Glass Spacer	Mill Finish
High Altitude	No
Glass Preserve / Neat+ Coating	Glass Preserve without Neat+ Coating
Glazing Bead	Ovolo
Upper Glass - Glass Type	Clear
Upper Glass - Obscure / Opaque Glass	None
Upper Glass	Tempered
Lower Glass - Glass Type	Clear
Lower Glass - Obscure / Opaque Glass	None
Lower Glass	Tempered

*** Lite Divisions - Upper ***

Lite Division	Performance Divided Lites
Bar Profile - Exterior	Beveled
Bar Profile - Interior	Ovolo
Bar Size	7/8"
Internal Spacers	Mill Finish
Second Bar Size	None
Grid Pattern	Colonial

Printed By: Tom Walker
 Created: 11/29/2023

This report does not include Non-Kolbe Items

2023 Pricing

Window and Door Details Page 4 of 12

For warranty information please click this link or visit <https://www.kolbewindows.com/resources/warranties>

Window and Door Details

Colonial Divison	2W1H
Grille Division Type	Specified
*** Lite Divisions - Lower ***	
Lite Division	Performance Divided Lites
Bar Profile - Exterior	Beveled
Bar Profile - Interior	Ovolo
Bar Size	7/8"
Internal Spacers	Mill Finish
Second Bar Size	None
Grid Pattern	Colonial
Colonial Divison	2W1H
Grille Division Type	Specified
Lite Bar Alignment	Align Vertical
*** Hardware-Accessories ***	
Hardware Color	White
Amount of Check Rail Locks	1
Sash Plough	Both Sash Plough
Screen	Full Screen
Mesh Type	BetterVue Fiberglass
Screen(s) Applied	No
Jambliner	White
Window Opening Control Device	White
Sash Limit Clips	None
*** Species-Finish-Color ***	
Change Species	Leave All Pine
Exterior Frame Finish	K-Kron2
Exterior Sash Finish	K-Kron2
Match All Exterior Colors	Yes
Exterior Color	Ultra Pure White
Interior Frame Finish	K-Kron2
Interior Sash Finish	K-Kron2
Match All Interior Colors	Yes
Interior Color	Ultra Pure White
Fingerjoints	Standard Fingerjoints



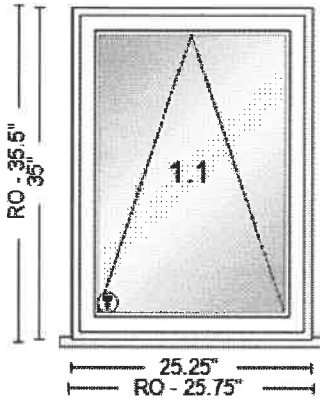
Window and Door Details

Line Number **003-1**
 Label **None Assigned**
 Product Name **Heritage Rectangle Awning (WAW)**
 Configured in PK Version **770**

Glass Width **20 1/2"**
 Glass Height **30 1/4"**
***** Casing-Jamb-Trim *****
 Exterior Casing/Accessories **No Casing**
 Sill Nosing **Standard Sill Nosing**
 Extended Horns **No**
 Apply Exterior Casing/Accessories **Yes**
 Back Priming of Frame **No**
 Jamb Depth **3 1/2"**
 Installation Clips **10 1/16" Clips**
 Kolbe Installation Consulting **No**

AS VIEWED FROM EXTERIOR

Scaled To Fit



Performance ***** Performance ***** Standard Performance

Unit Type ***** Unit ***** Complete Unit

Model **Crank Out**
 Production **Current**
 Cled Profile **No**
 Hinging **Venting**
 Sash Material **Wood**
 Stop Profile **Stepped**

Glass Make Up ***** Glass ***** Double Glazed

Glass **Solar Low-E**
 Glass Spacer **Mill Finish**
 High Altitude **No**
 Glass Preserve / Neat+ Coating **Glass Preserve without Neat+ Coating**

Glazing Bead **Ovolo**
 Glass Type **Clear**
 Obscure / Opaque Glass **None**
Tempered

Window Hardware ***** Hardware-Accessories ***** Standard

Awning Multi-Point Hardware **Multi-Point Lock**
 Hardware Color **White**
 Custodial Lock **No**
 Crank Cover and Handle **Yes**
 Operating Hardware **E-Gard Plus**
 Locking Hardware **Stainless Steel**
 Screen **Screen**
 Mesh Type **BetterVue Fiberglass**
 Screen(s) Applied **No**

Change Species ***** Species-Finish-Color ***** Leave All Pine

Exterior Frame Finish **K-Kron2**
 Exterior Sash Finish **K-Kron2**
 Match All Exterior Colors **Yes**
 Exterior Color **Ultra Pure White**
 Interior Frame Finish **Unfinished**

Quantity **(2)**
 Cubic Feet **3.2**
 Unit Price **\$960.00**
 Extended Price **\$1,920.00**

*** Pricing Details ***

Base Price **\$517.18**
 Screen **\$30.33**
 Non-Standard Size **\$150.15**
 Glass **\$58.20**
 Exterior Finish **\$208.61**
 Basic Jamb **-\$22.86**
 No Casing **-\$9.67**
 Installation Clips **\$28.06**

*** Notes ***

Manufacturer Note: Number of installation clips applied is configured for a DP20 installation design pressure. Kolbe also recommends adding an additional 1/2" to the standard rough opening.

*** Overall Dimensions ***

Overall Frame Width **25 1/4"**
 Overall Frame Height **35"**
 Overall Rough Opening Width **25 3/4"**
 Overall Rough Opening Height **35 1/2"**
 Overall Unit Dimension Width **25 1/4"**
 Overall Unit Dimension Height **35 3/4"**
 Overall Increased Rough Opening Width **26 1/4"**
 Overall Increased Rough Opening Height **36"**

*** Dimensions ***

Call Width **Custom**
 Call Height **Custom**
 Individual Frame Width **25 1/4"**
 Individual Frame Height **35"**

Printed By: Tom Walker
 Created: 11/29/2023

This report does not include Non-Kolbe Items

2023 Pricing

Window and Door Details Page 6 of 12

For warranty information please click this link or visit <https://www.kolbewindows.com/resources/warranties>

Window and Door Details

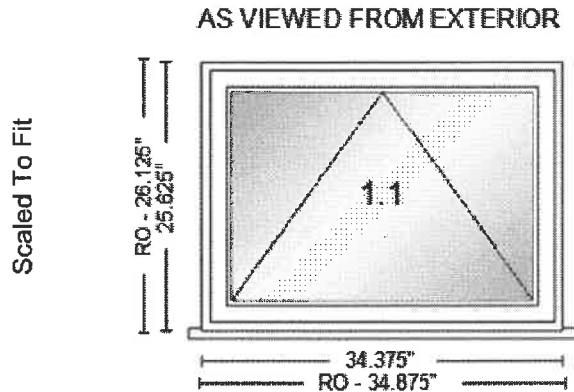
Interior Sash Finish	Unfinished
Screen Color	Rustic
Fingerjoints	Standard Fingerjoints



Window and Door Details

Line Number **004-1**
 Label **None Assigned**
 Product Name **Heritage Rectangle Awning (WAW)**
 Configured in PK Version **770**

Glass Height **20 7/8"**
***** Casing-Jamb-Trim *****
 Exterior Casing/Accessories **No Casing**
 Sill Nosing **Standard Sill Nosing**
 Extended Horns **No**
 Apply Exterior Casing/Accessories **Yes**
 Back Priming of Frame **No**
Jamb Depth **3 1/2"**
 Installation Clips **10 1/16" Clips**
 Kolbe Installation Consulting **No**



***** Performance *****
 Performance **Standard Performance**
***** Unit *****
 Unit Type **Complete Unit**
 Model **Crank Out**
 Production **Current**
 Clad Profile **No**
 Hinging **Venting**
 Sash Material **Wood**
 Stop Profile **Stepped**

Quantity **(1)**
 Cubic Feet **3.19**
 Unit Price **\$910.00**
 Extended Price **\$910.00**

***** Glass *****
 Glass Make Up **Double Glazed**
 Glass **Solar Low-E**
 Glass Spacer **Mill Finish**
 High Altitude **No**
 Glass Preserve / Neat+ Coating **Glass Preserve without Neat+ Coating**
 Glazing Bead **Ovolo**
 Glass Type **Clear**
 Obscure / Opaque Glass **None**
NOT Tempered

***** Pricing Details *****
 Base Price **\$548.61**
 Non-Standard Size **\$150.45**
 Glass **\$4.79**
 Exterior Finish **\$209.53**
 Basic Jamb **-\$22.80**
 No Casing **-\$8.70**
 Installation Clips **\$28.11**

***** Hardware-Accessories *****
 Window Hardware **Standard**
 Awning Multi-Point Hardware **Multi-Point Lock**
 Hardware Color **White**
 Custodial Lock **No**
 Crank Cover and Handle **Yes**
 Operating Hardware **E-Gard Plus**
 Locking Hardware **Stainless Steel**
 Screen **Screen**
 Mesh Type **BetterVue Fiberglass**
 Screen(s) Applied **No**

***** Notes *****
 Manufacturer Note: Number of installation clips applied is configured for a DP20 installation design pressure. Kolbe also recommends adding an additional 1/2" to the standard rough opening.

***** Overall Dimensions *****
 Overall Frame Width **34 3/8"**
 Overall Frame Height **25 5/8"**
 Overall Rough Opening Width **34 7/8"**
 Overall Rough Opening Height **26 1/8"**
 Overall Unit Dimension Width **34 3/8"**
 Overall Unit Dimension Height **26 3/8"**
 Overall Increased Rough Opening Width **35 3/8"**
 Overall Increased Rough Opening Height **26 5/8"**

***** Species-Finish-Color *****
 Change Species **Leave All Pine**
 Exterior Frame Finish **K-Kron2**
 Exterior Sash Finish **K-Kron2**
 Match All Exterior Colors **Yes**
 Exterior Color **Ultra Pure White**
 Interior Frame Finish **Unfinished**
 Interior Sash Finish **Unfinished**

***** Dimensions *****
 Call Width **Custom**
 Call Height **Custom**
 Individual Frame Width **34 3/8"**
 Individual Frame Height **25 5/8"**
 Glass Width **29 5/8"**



Printed By: Tom Walker
 Created: 11/29/2023

This report does not include Non-Kolbe Items

2023 Pricing

Window and Door Details Page 8 of 12

For warranty information please click this link or visit <https://www.kolbewindows.com/resources/warranties>

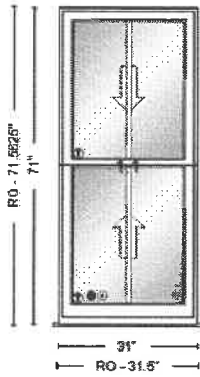
Window and Door Details

Screen Color	Rustic
Fingerjoints	Standard Fingerjoints



Rough Opening Schedule

AS VIEWED FROM EXTERIOR



001 None Assigned

Quantity: 10

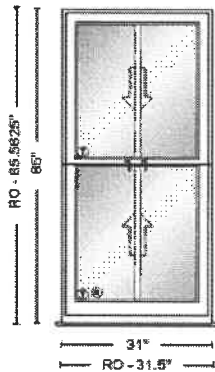
Heritage Rectangle Double Hung

Rough Opening*: 32" X 72 1/16"

Frame Size: 31" X 71"

Unit Dimension: 31" X 71 1/2"

AS VIEWED FROM EXTERIOR



002 None Assigned

Quantity: 8

Heritage Rectangle Double Hung

Rough Opening*: 32" X 66 1/16"

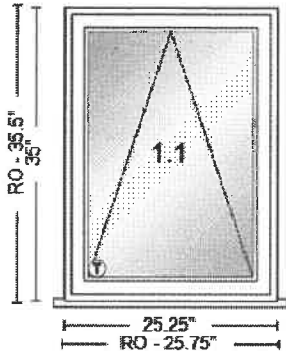
Frame Size: 31" X 65"

Unit Dimension: 31" X 65 1/2"



Rough Opening Schedule

AS VIEWED FROM EXTERIOR



003 None Assigned

Quantity: 2

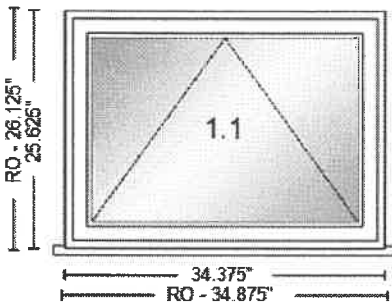
Heritage Rectangle Awning

Rough Opening*: 26 1/4" X 36"

Frame Size: 25 1/4" X 35"

Unit Dimension: 25 1/4" X 35 3/4"

AS VIEWED FROM EXTERIOR



004 None Assigned

Quantity: 1

Heritage Rectangle Awning

Rough Opening*: 35 3/8" X 26 5/8"

Frame Size: 34 3/8" X 25 5/8"

Unit Dimension: 34 3/8" X 26 3/8"



Notes / Totals / Signature

Total Quantity: 21	Total Cubic Feet: 196.86	Total Perimeter Feet: 3,937.00	Sub-Total*:	\$42,980.00
			Total Tax:	\$0.00
			Total Freight:	\$0.00
			Total Labor:	\$0.00
			Total Amount:	\$42,980.00

Total Amount includes Kolbe and/or Non-Kolbe lines if applicable

Signature: _____ **Date:** _____

Purchase Order: _____

 Printed By: Tom Walker
Created: 11/29/2023

2023 Pricing
Notes / Totals / Signature Page 12 of 12

For warranty information please click this link or visit <https://www.kolbewindows.com/resources/warranties>



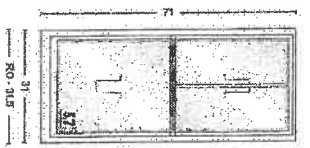
SOLD BY:
 Straits Building Center Saint Ignace
 452 N State St
 Saint Ignace, MI 49781-1427
 Fax: 906-643-9878

SOLD TO:

CREATED DATE	8/31/2023
LATEST UPDATE	8/31/2023
OWNER	Wally Bazinau

Abbreviated Quote Report - Customer Pricing

QUOTE NAME MCCARTY **PROJECT NAME** MCCARTY **QUOTE NUMBER** 4596822 **CUSTOMER PO#** **TRADE ID**
ORDER NOTES: **DELIVERY NOTES:**




Item	Qty	Operation	Location	Unit Price	Ext. Price
100	2	AA	LIVING RM	\$905.82	\$1,811.64
RO Size = 31 1/2" x 71"		Unit Size = 34" x 71"			

TW 2' 7" X 5' 11", Unit, 400 Series Double-Hung, Equal Sash, Installation Flange, White Exterior Frame, White Exterior Sash/Panel, Pine w/White - Painted Interior Frame, Pine w/White - Painted Interior Sash/Panel, AA, Dual Pane Low-E4 Standard Argon-Fill Simulated Divided Light (SDL) Division, 2 Wide, 1 High, Specified Equal Light Pattern, White, Pine w/White, 3/4" Grille Bar, Stainless Glass / Grille Spacer, Traditional, 1 Sash Locks White (Factory Applied), White/Jamb Liner, White, Full Screen, Aluminum

Insect Screen 1: 400 Series Double-Hung, TW 31 x 71 Full Screen Aluminum White

Unit #	U-Factor	SHGC	ENERGY STAR Clear Opening/Unit #	Width	Height	Area (Sq. Ft)
A1	0.29	0.28	NO	A1	27.2960	30.8600
						5.84970

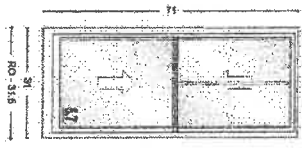


Item	Qty	Operation	Location	Unit Price	Ext. Price
200	1	AA	LIVING RM WEST	\$905.82	\$905.82
RO Size = 31 1/2" x 71" Unit Size = 31" x 71"					

TW 2' 7"X5' 11", Unit, 400 Series Double-Hung, Equal Sash, Installation Flange, White Exterior Frame, White Exterior Sash/Panel, Pine w/White - Painted Interior Frame, Pine w/White - Painted Interior Sash/Panel, AA, Dual Pane Low-E4 Standard Argon Fill Simulated Divided Light (SDL) Division, 2 Wide, 1 High, Specified Equal Light Pattern, White, Pine w/White, 3/4" Grille Bar, Stainless Glass / Grille Spacer, Traditional, 1 Sash Locks White (Factory Applied), WhiteJamb Liner, White, Full Screen, Aluminum

Insect Screen 1: 400 Series Double-Hung, TW 31 x 71 Full Screen Aluminum White

Unit #	U-Factor	SHGC	ENERGY STAR Clear Opening/Unit #	Width	Height	Area (Sq. Ft)
A1	0.29	0.28	NO	A1	27.2960	30.8600

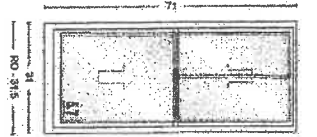


Item	Qty	Operation	Location	Unit Price	Ext. Price
300	1	AA	PARLOR	\$905.82	\$905.82
RO Size = 31 1/2" x 71" Unit Size = 31" x 71"					

TW 2' 7"X5' 11", Unit, 400 Series Double-Hung, Equal Sash, Installation Flange, White Exterior Frame, White Exterior Sash/Panel, Pine w/White - Painted Interior Frame, Pine w/White - Painted Interior Sash/Panel, AA, Dual Pane Low-E4 Standard Argon Fill Simulated Divided Light (SDL) Division, 2 Wide, 1 High, Specified Equal Light Pattern, White, Pine w/White, 3/4" Grille Bar, Stainless Glass / Grille Spacer, Traditional, 1 Sash Locks White (Factory Applied), WhiteJamb Liner, White, Full Screen, Aluminum

Insect Screen 1: 400 Series Double-Hung, TW 31 x 71 Full Screen Aluminum White

Unit #	U-Factor	SHGC	ENERGY STAR Clear Opening/Unit #	Width	Height	Area (Sq. Ft)
A1	0.29	0.28	NO	A1	27.2960	30.8600

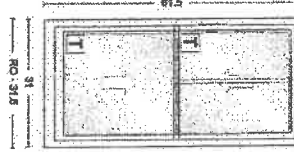


Item	Qty	Operation	Location	Unit Price	Ext. Price
400	2	AA	DINING RM	\$905.82	\$1,811.64
RO Size = 31 1/2" x 71" Unit Size = 31" x 71"					

TW 2' 7"X5' 11", Unit, 400 Series Double-Hung, Equal Sash, Installation Flange, White Exterior Frame, White Exterior Sash/Panel, Pine w/White - Painted Interior Frame, Pine w/White - Painted Interior Sash/Panel, AA, Dual Pane Low-E4 Standard Argon Fill Simulated Divided Light (SDL) Division, 2 Wide, 1 High, Specified Equal Light Pattern, White, Pine w/White, 3/4" Grille Bar, Stainless Glass / Grille Spacer, Traditional, 1 Sash Locks White (Factory Applied), WhiteLamb Liner, White, Full Screen, Aluminum

Insect Screen 1: 400 Series Double-Hung, TW 31 x 71 Full Screen Aluminum White

Unit #	U-Factor	SHGC	ENERGY STAR Clear Opening/Unit #	Width	Height	Area (Sq. Ft)
A1	0.29	0.28	NO	A1	27.2960	30.8600
5.84970						

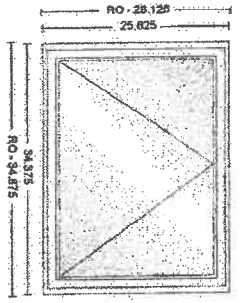


Item	Qty	Operation	Location	Unit Price	Ext. Price
500	1	AA	None Assigned	\$950.22	\$950.22
RO Size = 31 1/2" x 61 1/2" Unit Size = 31" x 61 1/2"					

TW 2' 7"X5' 1 1/2", Unit, 400 Series Double-Hung, Equal Sash, Installation Flange, White Exterior Frame, White Exterior Sash/Panel, Pine w/White - Painted Interior Frame, Pine w/White - Painted Interior Sash/Panel, AA, Dual Pane Low-E4 Tempered Argon Fill Simulated Divided Light (SDL) Division, 2 Wide, 1 High, Specified Equal Light Pattern, White, Pine w/White, 3/4" Grille Bar, Stainless Glass / Grille Spacer, Traditional, 1 Sash Locks White (Factory Applied), WhiteLamb Liner, White, Full Screen, Aluminum

Insect Screen 1: 400 Series Double-Hung, TW 31 x 61.5 Full Screen Aluminum White

Unit #	U-Factor	SHGC	ENERGY STAR Clear Opening/Unit #	Width	Height	Area (Sq. Ft)
A1	0.3	0.28	NO	A1	27.2960	25.3940
4.81360						

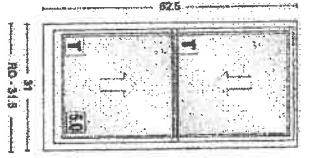


<u>Item</u>	<u>Qty</u>	<u>Operation</u>	<u>Location</u>	<u>Unit Price</u>	<u>Ext. Price</u>
600	1	Vent	BATHROOM EAST	\$486.39	\$486.39
RO Size = 34 7/8" x 26 1/8" Unit Size = 34 3/8" x 25 5/8"					

PSA 2' 10 3/8"X2' 1 5/8", Unit, 400 Series Awning, Installation Flange, White Exterior Frame, Pine w/White - Painted Interior Frame, Vent, Dual Pane Low-E4 Standard Series Argon Fill Traditional Trim Stop Profile Stainless Glass / Grille Spacer, Traditional Folding, White, White, Full Screen, Aluminum

Hardware: PSA Traditional Folding White PNI:1521039
 Insect Screen 1: 400 Series Awning, PSA 34.375 x 25.625 Full Screen Aluminum White

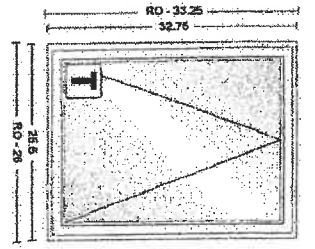
Unit # U-Factor SHGC ENERGY STAR
 A1 0.28 0.32 YES



<u>Item</u>	<u>Qty</u>	<u>Operation</u>	<u>Location</u>	<u>Unit Price</u>	<u>Ext. Price</u>
700	1	AA	STAIRWAY	\$901.61	\$901.61
RO Size = 31 1/2" x 62 1/2" Unit Size = 31" x 62 1/2"					

TW 2' 7"X5' 2 1/2", Unit, 400 Series Double-Hung, Equal Sash, Installation Flange, White Exterior Frame, White Exterior Sash/Panel, Pine w/White - Painted Interior Frame, Pine w/White - Painted Interior Sash/Panel, AA, Dual Pane Low-E4 Tempered Argon Fill Stainless Glass / Grille Spacer, Traditional, 1 Sash Locks White (Factory Applied), White/Lamb Liner, White, Full Screen, Aluminum

Insect Screen 1: 400 Series Double-Hung, TW 31 x 62.5 Full Screen Aluminum White
 Unit # U-Factor SHGC ENERGY STAR Clear Opening/Unit # Width Height Area (Sq. Ft)
 A1 0.3 0.31 NO A1 27.2960 26.3940 5.00310



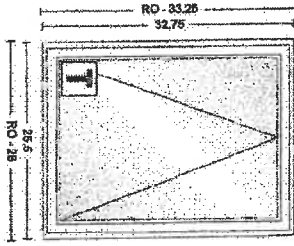
<u>Item</u>	<u>Qty</u>	<u>Operation</u>	<u>Location</u>	<u>Unit Price</u>	<u>Ext. Price</u>
800	1	Vent	MAIDS	\$567.79	\$567.79
		Unit Size = 26" x 33 1/4"			

PSA 2' 1 1/2"X2' 8 3/4", Unit, 400 Series Awning, Installation Flange, White Exterior Frame, Pine w/White - Painted Interior Frame, Vent, Dual Pane Low-E4 Tempered Series Argon Fill Traditional Trim Stop Profile Stainless Glass / Grille Spacer, Traditional Folding, White, White, Full Screen, Aluminum

Hardware: PSA Traditional Folding White PN:1521039

Insect Screen 1: 400 Series Awning, PSA 25.5 x 32.75 Full Screen Aluminum White

Unit # U-Factor SHGC ENERGY STAR
 A1 0.29 0.32 NO



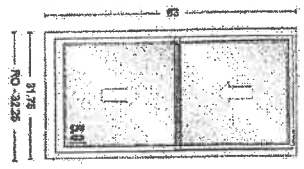
<u>Item</u>	<u>Qty</u>	<u>Operation</u>	<u>Location</u>	<u>Unit Price</u>	<u>Ext. Price</u>
900	1	Vent	2ND FLR BATH	\$567.79	\$567.79
		Unit Size = 26" x 33 1/4"			

PSA 2' 1 1/2"X2' 8 3/4", Unit, 400 Series Awning, Installation Flange, White Exterior Frame, Pine w/White - Painted Interior Frame, Vent, Dual Pane Low-E4 Tempered Series Argon Fill Traditional Trim Stop Profile Stainless Glass / Grille Spacer, Traditional Folding, White, White, Full Screen, Aluminum

Hardware: PSA Traditional Folding White PN:1521039

Insect Screen 1: 400 Series Awning, PSA 25.5 x 32.75 Full Screen Aluminum White

Unit # U-Factor SHGC ENERGY STAR
 A1 0.29 0.32 NO



<u>Item</u>	<u>Qty</u>	<u>Operation</u>	<u>Location</u>	<u>Unit Price</u>	<u>Ext. Price</u>
1000	1	AA	BEDROOM 4	\$826.64	\$826.64
RO Size = 32 1/4" x 63" Unit Size = 31 3/4" x 63"					

TW 2' 7 3/4"X6' 3", Unit, 400 Series Double-Hung, Equal Sash, Installation Flange, White Exterior Frame, White Exterior Sash/Panel, Pine w/White - Painted Interior Frame, Pine w/White - Painted Interior Sash/Panel, AA, Dual Pane Low-E4 Standard Argon Fill Stainless Glass / Grille Spacer, Traditional, 1 Sash Locks White (Factory Applied), White Factory Applied Window Opening Control Device, White/Jamb Liner, White, Full Screen, Aluminum

<u>Unit #</u>	<u>U-Factor</u>	<u>SHGC</u>	<u>ENERGY STAR Clear Opening/Unit #</u>	<u>Width</u>	<u>Height</u>	<u>Area (Sq. Ft)</u>	
A1	0.3	0.31	NO	A1	28.0460	26.8600	5.23140

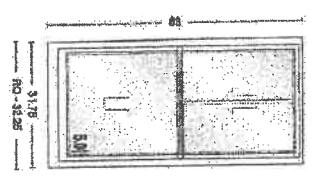
Insect Screen 1: 400 Series Double-Hung, TW 31.75 x 63 Full Screen Aluminum White

<u>Item</u>	<u>Qty</u>	<u>Operation</u>	<u>Location</u>	<u>Unit Price</u>	<u>Ext. Price</u>
1100	1	AA	BEDROOM 3	\$875.26	\$875.26
RO Size = 32 1/4" x 63" Unit Size = 31 3/4" x 63"					

TW 2' 7 3/4"X6' 3", Unit, 400 Series Double-Hung, Equal Sash, Installation Flange, White Exterior Frame, White Exterior Sash/Panel, Pine w/White - Painted Interior Frame, Pine w/White - Painted Interior Sash/Panel, AA, Dual Pane Low-E4 Standard Argon Fill Simulated Divided Light (SDL) Division, 2 Wide, 1 High, Specified Equal Light Pattern, White, Pine w/White, 3/4" Grille Bar, Stainless Glass / Grille Spacer, Traditional, 1 Sash Locks White (Factory Applied), White Factory Applied Window Opening Control Device, White/Jamb Liner, White, Full Screen, Aluminum

<u>Unit #</u>	<u>U-Factor</u>	<u>SHGC</u>	<u>ENERGY STAR Clear Opening/Unit #</u>	<u>Width</u>	<u>Height</u>	<u>Area (Sq. Ft)</u>	
A1	0.29	0.28	NO	A1	28.0460	26.8600	5.23140

Insect Screen 1: 400 Series Double-Hung, TW 31.75 x 63 Full Screen Aluminum White






Item	Qty	Operation	Location	Unit Price	Ext. Price
1200	1	AA	BEDROOM 1	\$1,011.86	\$1,011.86
RO Size = 32 1/4" x 63" Unit Size = 31 3/4" x 63"					

TW 2' 7 3/4"X5' 3", Unit, 400 Series Double-Hung, Equal Sash, Installation Flange, White Exterior Frame, White Exterior Sash/Panel, Pine w/White - Painted Interior Frame, Pine w/White - Painted Interior Sash/Panel, AA, Dual Pane Low-E4 Tempered Argon Fill Simulated Divided Light (SDL) Division, 2 Wide, 1 High, Specified Equal Light Pattern, White, Pine w/White, 3/4" Grille Bar, Stainless Glass / Grille Spacer, Traditional, 1 Sash Locks White (Factory Applied), White Factory Applied Window Opening Control Device, WhiteJamb Liner, White, Full Screen, Aluminum

Insect Screen 1: 400 Series Double-Hung, TW 31.75 x 63 Full Screen Aluminum White

Unit #	U-Factor	SHGC	ENERGY STAR Clear Opening/Unit #	Width	Height	Area (Sq. Ft)	
A1	0.3	0.28	NO	A1	28.0460	26.8600	5.23140

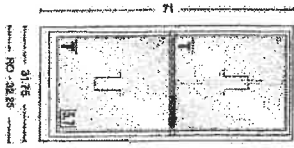


Item	Qty	Operation	Location	Unit Price	Ext. Price
1300	1	AA	NORTH	\$1,121.15	\$1,121.15
RO Size = 32 1/4" x 71" Unit Size = 31 3/4" x 71"					

TW 2' 7 3/4"X5' 11", Unit, 400 Series Double-Hung, Equal Sash, Installation Flange, White Exterior Frame, White Exterior Sash/Panel, Pine w/White - Painted Interior Frame, Pine w/White - Painted Interior Sash/Panel, AA, Dual Pane Low-E4 Tempered Argon Fill Simulated Divided Light (SDL) Division, 2 Wide, 1 High, Specified Equal Light Pattern, White, Pine w/White, 3/4" Grille Bar, Stainless Glass / Grille Spacer, Traditional, 1 Sash Locks White (Factory Applied), White Factory Applied Window Opening Control Device, WhiteJamb Liner, White, Full Screen, Aluminum

Insect Screen 1: 400 Series Double-Hung, TW 31.75 x 71 Full Screen Aluminum White

Unit #	U-Factor	SHGC	ENERGY STAR Clear Opening/Unit #	Width	Height	Area (Sq. Ft)	
A1	0.3	0.28	NO	A1	28.0460	30.8600	6.01040



<u>Item</u>	<u>Qty</u>	<u>Operation</u>	<u>Location</u>	<u>Unit Price</u>	<u>Ext. Price</u>
1400	1	AA	HALLWAY NORTH	\$1,121.15	\$1,121.15
		RO Size = 32 1/4" x 71" Unit Size = 31 3/4" x 71"			

TW 2' 7 3/4"X5' 11", Unit, 400 Series Double-Hung, Equal Sash, Installation Flange, White Exterior Frame, White Exterior Sash/Panel, Pine w/White - Painted Interior Frame, Pine w/White - Painted Interior Sash/Panel, AA, Dual Pane Low-E4 Tempered Argon Fill Simulated Divided Light (SDL) Division, 2 Wide, 1 High, Specified Equal Light Pattern, White, Pine w/White, 3/4" Grille Bar, Stainless Glass / Grille Spacer, Traditional, 1 Sash Locks White (Factory Applied), White Factory Applied Window Opening Control Device, WhiteJamb Liner, White, Full Screen, Aluminum

Unit # U-Factor SHGC ENERGY STAR Clear Opening/Unit # Width Height Area (Sq. Ft)

A1 0.3 0.28 NO A1 28.0460 30.8600 6.01040

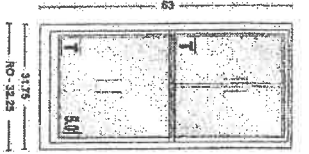


<u>Item</u>	<u>Qty</u>	<u>Operation</u>	<u>Location</u>	<u>Unit Price</u>	<u>Ext. Price</u>
1500	1	AA	BEDROOM 2	\$1,011.86	\$1,011.86
		RO Size = 32 1/4" x 63" Unit Size = 31 3/4" x 63"			

TW 2' 7 3/4"X5' 3", Unit, 400 Series Double-Hung, Equal Sash, Installation Flange, White Exterior Frame, White Exterior Sash/Panel, Pine w/White - Painted Interior Frame, Pine w/White - Painted Interior Sash/Panel, AA, Dual Pane Low-E4 Tempered Argon Fill Simulated Divided Light (SDL) Division, 2 Wide, 1 High, Specified Equal Light Pattern, White, Pine w/White, 3/4" Grille Bar, Stainless Glass / Grille Spacer, Traditional, 1 Sash Locks White (Factory Applied), White Factory Applied Window Opening Control Device, WhiteJamb Liner, White, Full Screen, Aluminum

Unit # U-Factor SHGC ENERGY STAR Clear Opening/Unit # Width Height Area (Sq. Ft)

A1 0.3 0.28 NO A1 28.0460 26.8600 5.23140



Item	Qty	Operation	Location	Unit Price	Ext. Price
1600	1	AA	HALL WEST	\$1,011.86	\$1,011.86
RO Size = 32 1/4" x 63" Unit Size = 31 3/4" x 63"					

TW 2' 7 3/4"X5' 3", Unit, 400 Series Double-Hung, Equal Sash, Installation Flange, White Exterior Frame, White Exterior Sash/Panel, Pine w/White - Painted Interior Frame, Pine w/White - Painted Interior Sash/Panel, AA, Dual Pane Low-E4 Tempered Argon Fill Simulated Divided Light (SDL) Division, 2 Wide, 1 High, Specified Equal Light Pattern, White, Pine w/White, 3/4" Grille Bar, Stainless Glass / Grille Spacer, Traditional, 1 Sash Locks White (Factory Applied), White Factory Applied Window Opening Control Device, WhiteJamb Liner, White, Full Screen, Aluminum

Insect Screen 1: 400 Series Double-Hung, TW 31.75 x 63 Full Screen Aluminum White

Unit #	U-Factor	SHGC	ENERGY STAR Clear Opening/Unit #	Width	Height	Area (Sq. Ft)
A1	0.3	0.28	NO	A1	28.0460	26.8600

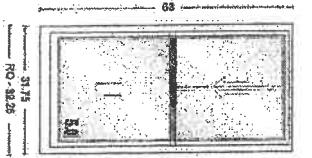


Item	Qty	Operation	Location	Unit Price	Ext. Price
1700	1	AA	2ND FLR BATH WEST	\$1,011.86	\$1,011.86
RO Size = 32 1/4" x 63" Unit Size = 31 3/4" x 63"					

TW 2' 7 3/4"X5' 3", Unit, 400 Series Double-Hung, Equal Sash, Installation Flange, White Exterior Frame, White Exterior Sash/Panel, Pine w/White - Painted Interior Frame, Pine w/White - Painted Interior Sash/Panel, AA, Dual Pane Low-E4 Tempered Argon Fill Simulated Divided Light (SDL) Division, 2 Wide, 1 High, Specified Equal Light Pattern, White, Pine w/White, 3/4" Grille Bar, Stainless Glass / Grille Spacer, Traditional, 1 Sash Locks White (Factory Applied), White Factory Applied Window Opening Control Device, WhiteJamb Liner, White, Full Screen, Aluminum

Insect Screen 1: 400 Series Double-Hung, TW 31.75 x 63 Full Screen Aluminum White

Unit #	U-Factor	SHGC	ENERGY STAR Clear Opening/Unit #	Width	Height	Area (Sq. Ft)
A1	0.3	0.28	NO	A1	28.0460	26.8600



Item	Qty	Operation	Location	Unit Price	Ext. Price
1800	2	AA	BEDROOM 1 ST FLR	\$813.61	\$1,627.22
		Unit Size = 31 3/4" x 63"			

TW 2' 7 3/4"X5' 3", Unit, 400 Series Double-Hung, Equal Sash, Installation Flange, White Exterior Frame, White Exterior Sash/Panel, Pine w/White - Painted Interior Frame, Pine w/White - Painted Interior Sash/Panel, AA, Dual Pane Low-E4 Standard Argon Fill Simulated Divided Light (SDL) Division, 2 Wide, 1 High, Specified Equal Light Pattern, White, Pine w/White, 3/4" Grille Bar, Stainless Glass / Grille Spacer, Traditional, 1 Sash Locks White (Factory Applied), White/Lamb Liner, White, Full Screen, Aluminum

Insect Screen 1: 400 Series Double-Hung, TW 31.75 x 63 Full Screen Aluminum White

Unit #	U-Factor	SHGC	ENERGY STAR	Clear Opening/Unit #	Width	Height	Area (Sq. Ft)
A1	0.29	0.28	NO	A1	28.0460	28.8600	5.23140



Item	Qty	Operation	Location	Unit Price	Ext. Price
1900	1	Stationary	FRANSOM	\$382.50	\$382.50
		Unit Size = 32 1/2" x 17 1/2"			

PSA 2' 8"X1' 5", Unit, 400 Series Awning, Installation Flange, White Exterior Frame, Pine w/White - Painted Interior Frame, Stationary, Dual Pane Low-E4 Standard Series Argon Fill Traditional Trim Stop Profile Stainless Glass / Grille Spacer

Unit #	U-Factor	SHGC	ENERGY STAR
A1	0.28	0.32	YES

SUB-TOTAL:	\$18,910.08
FREIGHT:	\$0.00
LABOR:	\$0.00
TAX:	\$0.00
TOTAL:	\$18,910.08

CUSTOMER SIGNATURE _____

DATE _____

* All graphics as viewed from the exterior. ** Rough opening dimensions are minimums and may need to be increased to allow for use of building wraps or flashings or sill panning or brackets or fasteners or other items.

Thank you for choosing Andersen Windows & Doors

Matthew McCarty

Ultimate Wood

Quote #: YYQWFQ4

A Proposal for Window and Door Products prepared for:

Job Site:

49740

Shipping Address:

PRESTON FEATHER BUILDING CENTER-HBR SPGS

8600 MOELLER DR

HARBOR SPRINGS, MI 49740-9583

Featuring products from:



Preston Feather

ANDY HERMAN
PRESTON FEATHER BUILDING
CENTER-HBR SPGS
PO BOX 637
PETOSKEY, MI 49770-0637
Phone: (231) 439-5821

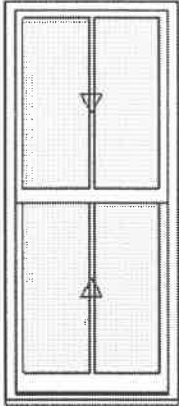
Email: aherman@prestonfeather.com

This report was generated on 12/6/2023 2:37:55 PM using the Marvin Order Management System, version 0004.05.00 (Current). Price in USD. Unit availability and price are subject to change. Dealer terms and conditions may apply.

LINE ITEM QUOTES

The following is a schedule of the windows and doors for this project. For additional unit details, please see Line Item Quotes. Additional charges, tax or Terms and Conditions may apply. Detail pricing is per unit.

Line #1	Mark Unit:	Net Price:		1,913.23
Qty: 10		Ext. Net Price:	USD	19,132.30



As Viewed From The Exterior

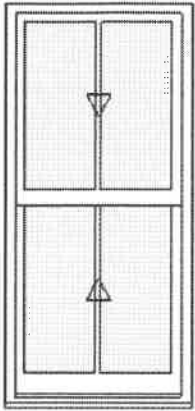
FS 31" X 71 1/2"
 RO 32" X 72"
Egress Information
 Width: 27 7/16" Height: 29 1/2"
 Net Clear Opening: 5.62 SqFt
Performance Information
 U-Factor: 0.29
 Solar Heat Gain Coefficient: 0.26
 Visible Light Transmittance: 0.45
 Condensation Resistance: 56
 CPD Number: MAR-N-68-07486-00001

Primed Pine Exterior
 Primed Pine Interior
 Ultimate Wood Double Hung
 Frame Size w/ Subsill
 31" X 71 1/2"
 Rough Opening w/ Subsill
 32" X 72"
 Glass Add For All Sash/Panels
 Top Sash
 Primed Pine Sash Exterior
 Primed Pine Sash Interior
 IG
 Tempered Low E2 w/Argon
 Black Perimeter and Spacer Bar
 7/8" SDL - With Spacer Bar - Black
 Rectangular - Special Cut 2W1H
 Primed Pine Ext - Primed Pine Int
 Ovolo Exterior Glazing Profile
 Ovolo Interior Glazing Profile
 Bottom Sash
 Primed Pine Sash Exterior
 Primed Pine Sash Interior
 IG
 Tempered Low E2 w/Argon
 Black Perimeter and Spacer Bar
 7/8" SDL - With Spacer Bar - Black
 Rectangular - Special Cut 2W1H
 Primed Pine Ext - Primed Pine Int
 Ovolo Exterior Glazing Profile
 Ovolo Interior Glazing Profile
 White Sash Lock
 Beige Jamb Hardware
 Extruded Aluminum Screen
 Stone White Surround
 Bright View Mesh
 ***Screen/Combo Ship Loose
 4 9/16" Jamb
 Exterior Casing - None
 Primed Pine Standard Subsill
 Flush Sill Horns
 Installed Installation Brackets
 ***Note: Screen/Combo/Storm OSM based on factory applied casing and subsill.
 Field application may require special sizing.
 ***Note: Unit Availability and Price is Subject to Change

Line #2	Mark Unit:	Net Price:		1,814.16
Qty: 8		Ext. Net Price:	USD	14,513.28



Primed Pine Exterior
 Primed Pine Interior
 Ultimate Wood Double Hung
 Frame Size w/ Subsill
 31" X 65 1/2"
 Rough Opening w/ Subsill
 32" X 66"
 Glass Add For All Sash/Panels
 Top Sash
 Primed Pine Sash Exterior

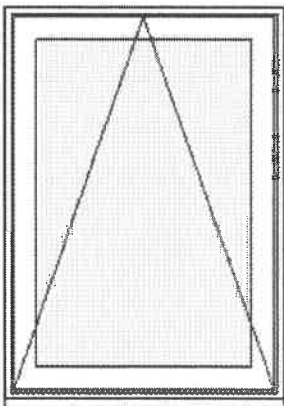


As Viewed From The Exterior

FS 31" X 65 1/2"
 RO 32" X 66"
Egress Information
 Width: 27 7/16" Height: 26 1/2"
 Net Clear Opening: 5.05 SqFt
Performance Information
 U-Factor: 0.29
 Solar Heat Gain Coefficient: 0.26
 Visible Light Transmittance: 0.45
 Condensation Resistance: 56
 CPD Number: MAR-N-68-07486-00001

Primed Pine Sash Interior
 IG
 Tempered Low E2 w/Argon
 Black Perimeter and Spacer Bar
 7/8" SDL - With Spacer Bar - Black
 Rectangular - Special Cut 2W1H
 Primed Pine Ext - Primed Pine Int
 Ovolo Exterior Glazing Profile
 Ovolo Interior Glazing Profile
 Bottom Sash
 Primed Pine Sash Exterior
 Primed Pine Sash Interior
 IG
 Tempered Low E2 w/Argon
 Black Perimeter and Spacer Bar
 7/8" SDL - With Spacer Bar - Black
 Rectangular - Special Cut 2W1H
 Primed Pine Ext - Primed Pine Int
 Ovolo Exterior Glazing Profile
 Ovolo Interior Glazing Profile
 White Sash Lock
 Beige Jamb Hardware
 Extruded Aluminum Screen
 Stone White Surround
 Bright View Mesh
 ***Screen/Combo Ship Loose
 4 9/16" Jamb
 Exterior Casing - None
 Primed Pine Standard Subsill
 Flush Sill Horns
 Installed Installation Brackets
 ***Note: Screen/Combo/Storm OSM based on factory applied casing and subsill.
 Field application may require special sizing.
 ***Note: Unit Availability and Price is Subject to Change

Line #3	Mark Unit:	Net Price:		1,119.84
Qty: 2		Ext. Net Price:	USD	2,239.68

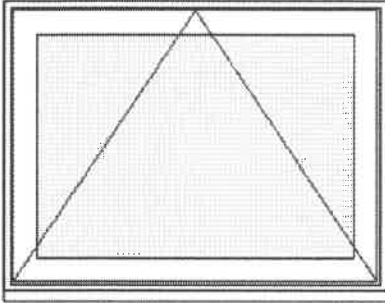


As Viewed From The Exterior

FS 25 1/4" X 35 3/4"
 RO 26 1/4" X 36 1/4"
Egress Information
 No Egress Information available.
Performance Information
 U-Factor: 0.28
 Solar Heat Gain Coefficient: 0.27
 Visible Light Transmittance: 0.46
 Condensation Resistance: 58
 CPD Number: MAR-N-354-09796-00001

Primed Pine Exterior
 Primed Pine Interior
 Ultimate Wood Awning - Roto Operating
 Frame Size w/ Subsill
 25 1/4" X 35 3/4"
 Rough Opening w/ Subsill
 26 1/4" X 36 1/4"
 Primed Pine Sash Exterior
 Primed Pine Sash Interior
 IG - 3/4" - 1 Lite
 Tempered Low E2 w/Argon
 Black Perimeter Bar
 Ogee Interior Glazing Profile
 Standard Bottom Rail
 Beige Weather Strip
 White Folding Handle
 ***Handles/Covers Ship Loose
 White Multi - Point Lock
 Aluminum Screen
 White Surround
 Bright View Mesh
 ***Screen/Combo Ship Loose
 4 9/16" Jamb
 Exterior Casing - None
 Primed Pine Standard Subsill
 Flush Sill Horns
 No Installation Method
 ***Note: Unit Availability and Price is Subject to Change

Line #4	Mark Unit:	Net Price:		916.82
Qty: 1		Ext. Net Price:	USD	916.82



As Viewed From The Exterior

FS 34 3/8" X 26 3/8"

RO 35 3/8" X 26 7/8"

Egress Information

No Egress Information available.

Performance Information

U-Factor: 0.28

Solar Heat Gain Coefficient: 0.27

Visible Light Transmittance: 0.46

Condensation Resistance: 58

CPD Number: MAR-N-354-09796-00001

- Primed Pine Exterior
- Primed Pine Interior
- Ultimate Wood Awning - Roto Operating
- Frame Size w/ Subsill
- 34 3/8" X 26 3/8"
- Rough Opening w/ Subsill
- 35 3/8" X 26 7/8"
- Primed Pine Sash Exterior
- Primed Pine Sash Interior
- IG - 3/4" - 1 Lite
- Low E2 w/Argon
- Black Perimeter Bar
- Ogee Interior Glazing Profile
- Standard Bottom Rail
- Beige Weather Strip
- White Folding Handle
- ***Handles/Covers Ship Loose
- White Multi - Point Lock
- Aluminum Screen
- White Surround
- Bright View Mesh
- ***Screen/Combo Ship Loose
- 4 9/16" Jamb
- Exterior Casing - None
- Primed Pine Standard Subsill
- Flush Sill Horns
- No Installation Method
- ***Note: Unit Availability and Price is Subject to Change

Project Subtotal Net Price: USD	36,802.08
6.000% Sales Tax: USD	2,208.12
Project Total Net Price: USD	39,010.20

PRODUCT AND PERFORMANCE INFORMATION

NFRC Ratings:

NFRC energy ratings may vary depending on the exact configuration of glass thickness used on the unit. NFRC energy values and ratings may change over time due to ongoing product changes, updated test results or requirements. NFRC values and ratings are finalized on the date of manufacture.

The National Fenestration Rating Council (NFRC) has developed and operates a uniform rating system for the energy performance of fenestration products, including windows, doors and skylights. For additional information regarding this rating system, see www.nfrc.org.

Code (residential, building or energy) Compliance:

Determining the suitability and compliance with state, local, or other applicable building codes or standards, including energy codes, is the responsibility of the buyer, user, architect, contractor, installer, and/or other construction professional.

PURCHASE APPROVAL/SIGN OFF

Project Subtotal Net Price: USD 36,802.08
6.000% Sales Tax: USD 2,208.12
Project Total Net Price: USD 39,010.20

I have reviewed all line item quotes in detail and agree that the product specifications and pricing are accurate, and I approve the project for order. I acknowledge that additional charges, tax or Terms and Conditions may apply.

Seller: _____

Buyer: _____

Matthew McCarty Ultimate Clad

Quote #: XTMA6TB

A Proposal for Window and Door Products prepared for:

Job Site:
49740

Shipping Address:

PRESTON FEATHER BUILDING CENTER-HBR SPGS
8600 MOELLER DR
HARBOR SPRINGS, MI 49740-9583

Featuring products from:

MARVIN 

Preston Feather

ANDY HERMAN
PRESTON FEATHER BUILDING
CENTER-HBR SPGS
PO BOX 637
PETOSKEY, MI 49770-0637
Phone: (231) 439-5821

Email: aherman@prestonfeather.com

This report was generated on 12/6/2023 2:42:49 PM using the Marvin Order Management System, version 0004.05.00 (Current). Price in USD. Unit availability and price are subject to change. Dealer terms and conditions may apply.

UNIT SUMMARY

The following is a schedule of the windows and doors for this project. For additional unit details, please see Line Item Quotes.

Additional charges, tax or Terms and Conditions may apply. Detail pricing is per unit.

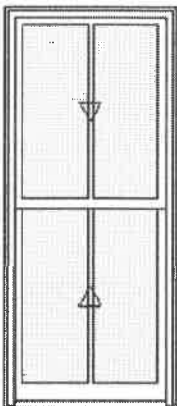
NUMBER OF LINES: 4		TOTAL UNIT QTY: 21		EXT NET PRICE: USD		36,227.06
LINE	MARK UNIT	PRODUCT LINE	ITEM	NET PRICE	QTY	EXTENDED NET PRICE
1		Ultimate	Double Hung G2 RO 32" X 72"	1,888.05	10	18,880.50
2		Ultimate	Double Hung G2 RO 32" X 66"	1,786.55	8	14,292.40
3		Ultimate	Awning RO 26 1/4" X 36 1/4"	1,071.92	2	2,143.84
4		Ultimate	Awning RO 35 3/8" X 26 7/8"	910.32	1	910.32

LINE ITEM QUOTES

The following is a schedule of the windows and doors for this project. For additional unit details, please see Line Item Quotes. Additional charges, tax or Terms and Conditions may apply. Detail pricing is per unit.

Line #1	Mark Unit:	Net Price:		1,888.05
Qty: 10		Ext. Net Price:	USD	18,880.50

MARVIN 



As Viewed From The Exterior

FS 31" X 71 1/2"

RO 32" X 72"

Egress Information

Width: 27 13/32" Height: 30 11/16"

Net Clear Opening: 5.84 SqFt

Performance Information

U-Factor: 0.3

Solar Heat Gain Coefficient: 0.27

Visible Light Transmittance: 0.46

Condensation Resistance: 55

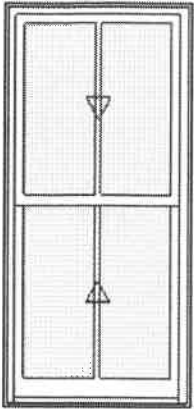
CPD Number: MAR-N-425-23552-00001

Stone White Clad Exterior
 Primed Pine Interior
 Ultimate Double Hung G2
 Frame Size 31" X 71 1/2"
 Standard CN Height 32
 Rough Opening 32" X 72"
 Glass Add For All Sash/Panels
 Top Sash
 Stone White Clad Sash Exterior
 Primed Pine Sash Interior
 IG
 Tempered Low E2 w/Argon
 Black Perimeter and Spacer Bar
 7/8" SDL - With Spacer Bar - Black
 Rectangular - Special Cut 2W1H
 Stone White Clad Ext - Primed Pine Int
 Ogee Interior Glazing Profile
 Bottom Sash
 Stone White Clad Sash Exterior
 Primed Pine Sash Interior
 IG
 Tempered Low E2 w/Argon
 Black Perimeter and Spacer Bar
 7/8" SDL - With Spacer Bar - Black
 Rectangular - Special Cut 2W1H
 Stone White Clad Ext - Primed Pine Int
 Ogee Interior Glazing Profile
 White Interior Weather Strip Package
 White Exterior Weather Strip Package
 White Sash Lock
 White Top Sash Strike Plate Assembly Color
 Extruded Aluminum Screen
 Stone White Surround
 Bright View Mesh
 ***Screen/Combo Ship Loose
 4 9/16" Jambs
 Nailing Fin
Note: Unit Availability and Price is Subject to Change

Line #2	Mark Unit:	Net Price:		1,786.55
Qty: 8		Ext. Net Price:	USD	14,292.40

MARVIN 

Stone White Clad Exterior
 Primed Pine Interior
 Ultimate Double Hung G2
 Frame Size 31" X 65 1/2"
 Rough Opening 32" X 66"
 Glass Add For All Sash/Panels
 Top Sash
 Stone White Clad Sash Exterior
 Primed Pine Sash Interior
 IG
 Tempered Low E2 w/Argon
 Black Perimeter and Spacer Bar
 7/8" SDL - With Spacer Bar - Black
 Rectangular - Special Cut 2W1H
 Stone White Clad Ext - Primed Pine Int
 Ogee Interior Glazing Profile

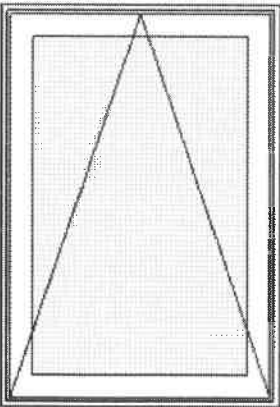


As Viewed From The Exterior

FS 31" X 65 1/2"
 RO 32" X 66"
Egress Information
 Width: 27 13/32" Height: 27 11/16"
 Net Clear Opening: 5.27 SqFt
Performance Information
 U-Factor: 0.3
 Solar Heat Gain Coefficient: 0.27
 Visible Light Transmittance: 0.46
 Condensation Resistance: 55
 CPD Number: MAR-N-425-23552-00001

Bottom Sash
 Stone White Clad Sash Exterior
 Primed Pine Sash Interior
 IG
 Tempered Low E2 w/Argon
 Black Perimeter and Spacer Bar
 7/8" SDL - With Spacer Bar - Black
 Rectangular - Special Cut 2W1H
 Stone White Clad Ext - Primed Pine Int
 Ogee Interior Glazing Profile
 White Interior Weather Strip Package
 White Exterior Weather Strip Package
 White Sash Lock
 White Top Sash Strike Plate Assembly Color
 Extruded Aluminum Screen
 Stone White Surround
 Bright View Mesh
 ***Screen/Combo Ship Loose
 4 9/16" Jamb
 Nailing Fin
*****Note: Unit Availability and Price is Subject to Change**

Line #3	Mark Unit:	Net Price:		1,071.92
Qty: 2		Ext. Net Price:	USD	2,143.84

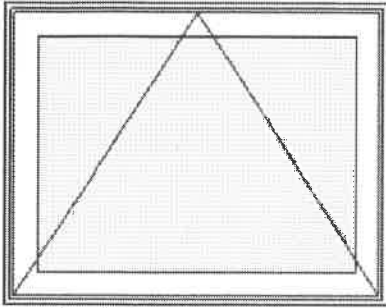


As Viewed From The Exterior

FS 25 1/4" X 35 3/4"
 RO 26 1/4" X 36 1/4"
Egress Information
 No Egress Information available.
Performance Information
 U-Factor: 0.3
 Solar Heat Gain Coefficient: 0.29
 Visible Light Transmittance: 0.49
 Condensation Resistance: 57
 CPD Number: MAR-N-343-21498-00001

Stone White Clad Exterior
 Primed Pine Interior
 Ultimate Awning - Roto Operating
 Frame Size 25 1/4" X 35 3/4"
 Rough Opening 26 1/4" X 36 1/4"
 Stone White Clad Sash Exterior
 Primed Pine Sash Interior
 IG - 3/4" - 1 Lite
 Tempered Low E2 w/Argon
 Black Perimeter Bar
 Ogee Interior Glazing Profile
 Standard Bottom Rail
 White Weather Strip
 White Folding Handle
 ***Handles/Covers Ship Loose
 White Multi - Point Lock
 Aluminum Screen
 White Surround
 Bright View Mesh
 ***Screen/Combo Ship Loose
 4 9/16" Jamb
 Nailing Fin
*****Note: Unit Availability and Price is Subject to Change**

Line #4	Mark Unit:	Net Price:		910.32
Qty: 1		Ext. Net Price:	USD	910.32



As Viewed From The Exterior

FS 34 3/8" X 26 3/8"

RD 35 3/8" X 26 7/8"

Egress Information

No Egress Information available.

Performance Information

U-Factor: 0.3

Solar Heat Gain Coefficient: 0.29

Visible Light Transmittance: 0.49

Condensation Resistance: 57

CPD Number: MAR-N-343-21498-00001

- Stone White Clad Exterior
- Primed Pine Interior
- Ultimate Awning - Roto Operating
- Frame Size 34 3/8" X 26 3/8"
- Rough Opening 35 3/8" X 26 7/8"
- Stone White Clad Sash Exterior
- Primed Pine Sash Interior
- IG - 3/4" - 1 Lite
- Low E2 w/Argon
- Black Perimeter Bar
- Ogee Interior Glazing Profile
- Standard Bottom Rail
- White Weather Strip
- White Folding Handle
- ***Handles/Covers Ship Loose
- White Multi - Point Lock
- Aluminum Screen
- White Surround
- Bright View Mesh
- ***Screen/Combo Ship Loose
- 4 9/16" Jamb
- Nailing Fin
- ***Note: Unit Availability and Price is Subject to Change

Project Subtotal Net Price: USD	36,227.06
6.000% Sales Tax: USD	2,173.62
Project Total Net Price: USD	38,400.68

PRODUCT AND PERFORMANCE INFORMATION

NFRC Ratings:

NFRC energy ratings may vary depending on the exact configuration of glass thickness used on the unit. NFRC energy values and ratings may change over time due to ongoing product changes, updated test results or requirements. NFRC values and ratings are finalized on the date of manufacture.

The National Fenestration Rating Council (NFRC) has developed and operates a uniform rating system for the energy performance of fenestration products, including windows, doors and skylights. For additional information regarding this rating system, see www.nfrc.org.

Code (residential, building or energy) Compliance:

Determining the suitability and compliance with state, local, or other applicable building codes or standards, including energy codes, is the responsibility of the buyer, user, architect, contractor, installer, and/or other construction professional.

PURCHASE APPROVAL/SIGN OFF

Project Subtotal Net Price: USD 36,227.06
6.000% Sales Tax: USD 2,173.62
Project Total Net Price: USD 38,400.68

I have reviewed all line item quotes in detail and agree that the product specifications and pricing are accurate, and I approve the project for order. I acknowledge that additional charges, tax or Terms and Conditions may apply.

Seller: _____

Buyer: _____