

# CITY OF LYNDEN

FINANCE DEPARTMENT  
(360) 354 - 2829



## City of Lynden Payroll Liability for August 27 thru September 9, 2023

Document No	Current Pay Period Aug 27-Sep 9 2023	Adjustments	Monthly Total
<b>Vendor payments generated by the City of Lynden</b>			
<b>Checks</b>			
Check No			
	General Teamster	\$ 1,102.00	\$ 1,102.00
	Forge Fitness	139.93	139.93
	NFOP-Labor Serice	752.25	752.25
28320	Mission Square Retirement	1,480.00	1,480.00
	<b>Total Checks</b>	<b>\$ 3,474.18</b>	<b>\$ - \$ 3,474.18</b>
<b>EFT Payments</b>			
Reference No			
230915112	Dept of Retirement (DRS) LEOFF	\$ 21,919.80	\$ 21,919.80
230915112	Dept of Retirement (DRS) PERS	30,228.59	30,228.59
230915110	TASC FSA	1,163.91	-6.39 1,321.86
230915112	Dept of Retirement (DCP)	8,673.71	157.95 8,673.71
	Nationwide - ACH by City of Lynden	7,181.20	7,181.20
	LEAF (EE Activity Contr)	267.00	267.00
230915111	Garnishment - ACH & Ready Chex	666.64	666.64
	IRS- ACH	74,124.04	74,124.04
	NFOP-Labor Services		
	Homestead Fitness	397.12	397.12
28319	DSHS	50.00	50.00
	AFLAC	1,307.67	1,307.67
	IAFF Local 106	991.77	991.77
	LPO Association	232.50	232.50
	AWC Employee Benefits Trust	7,464.40	7,464.40
	<b>Total EFT Payments</b>	<b>\$ 154,668.35</b>	<b>\$ - \$ 151.56 \$ 154,819.91</b>
	<b>Total Vendor payments generated by the City of Lynden</b>	<b>\$ 158,142.53</b>	<b>\$ - \$ 151.56 \$ 158,294.09</b>
<b>Other vendor payments</b>			
Reference No			
	Quarterly		
	#N/A	\$ 695.68	\$ - \$ 695.68
	#N/A	2,842.66	2,842.66
	#N/A	9,321.53	9,321.53
	<b>Total Quarterly</b>	<b>\$ 12,859.87</b>	<b>\$ - \$ - \$ 12,859.87</b>
	<b>Total Other vendor payments</b>	<b>\$ 12,859.87</b>	<b>\$ - \$ - \$ 12,859.87</b>
<b>TOTAL Vendor Payments</b>		<b>\$ 171,002.40</b>	<b>\$ - \$ 151.56 \$ 171,153.96</b>

### Employee payroll

Net Pay Direct Deposit	\$ 249,559.03
Checks	
Net Pay Direct Deposit - Settlement	-
City of Lynden Manual Checks	
<b>Total Employee payroll</b>	<b>\$ 249,559.03</b>

### Council Approval

Payroll Liability September 15, 2023	\$ 420,561.43
Vendor check adjustments	
EFT Vendor Adjustment	151.56
Employment Security Adjustments	-
Employment Security PML/PFL Adjustments	-
Labor & Industries Adjustments	-
<b>Total Council Approval</b>	<b>\$ 420,712.99</b>

### EFT & Other Liabilities


<b>Non-L&amp;I Liabilities</b>	
Monthly EFT	\$ 407,853.12
Check Liability	
<b>Total Non-L&amp;I Liabilities</b>	<b>\$ 407,853.12</b>
<b>Quarterly Liabilities</b>	
	\$ 12,859.87
<b>Total EFT &amp; Other Liabilities</b>	<b>\$ 420,712.99</b>

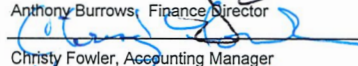
**BALANCE FORWARD \$ 8,793,202.00**


**Y. T. D. \$ 9,213,914.99**

I, the undersigned, do hereby certify under penalty of perjury, that the materials have been furnished, the services rendered or the labor performed as described herein, and that the claim is a just, due and unpaid obligation against the City of Lynden, and that I am authorized to authenticate and certify said claim.

Approved for payment  
\_\_\_\_\_, 2023

  
Anthony Burrows, Finance Director

  
Christy Fowler, Accounting Manager

  
Gina Impero, Accounting Lead, Payroll

Auditing and Finance Committee



# CITY OF LYNDEN

FINANCE DEPARTMENT  
(360) 354 - 2829



## City of Lynden Payroll Liability for September 10 thru September 23, 2023

Document No	Current Pay Period Sep 10-23 2023	Adjustments	Monthly Total
<b>Vendor payments generated by the City of Lynden</b>			
<b>Check No</b>	<b>Checks</b>		
	General Teamster	\$ -	\$ -
	Forge Fitness		
	NFOP-Labor Serice		
	<b>Total Checks</b>	\$ -	\$ -
<b>Reference No</b>	<b>EFT Payments</b>		
230929113	Dept of Retirement (DRS) LEOFF	\$ 21,105.21	\$ 21,105.21
230929113	Dept of Retirement (DRS) PERS	30,463.13	30,463.13
230929111	TASC FSA	1,534.65	1,376.70
230929113	Dept of Retirement (DCP)	2,241.63	2,241.63
230929110	Nationwide - ACH by City of Lynden	1,847.07	1,847.07
	LEAF (EE Activity Contr)		
230929112	Garnishment - ACH & Ready Chex	666.64	666.64
230929108	IRS- ACH	76,447.51	76,447.51
230929109	Mission Square	460.00	460.00
	Homestead Fitness		
	DSHS		
	AFLAC		
	IAFF Local 106		
	LPO Association		
	AWC Employee Benefits Trust		
	<b>Total EFT Payments</b>	\$ 134,765.84	\$ 134,607.89
	<b>Total Vendor payments generated by the City of Lynden</b>	\$ 134,765.84	\$ 134,607.89
<b>Reference No</b>	<b>Other vendor payments</b>		
	Quarterly		
	#N/A	\$ 686.70	\$ 686.70
	#N/A	2,816.91	2,816.91
	#N/A	9,821.53	9,821.53
	<b>Total Quarterly</b>	\$ 13,325.14	\$ 13,325.14
	<b>Total Other vendor payments</b>	\$ 13,325.14	\$ 13,325.14
<b>TOTAL Vendor Payments</b>		\$ 148,090.98	\$ 147,933.03

### Employee payroll

Net Pay Direct Deposit	230929000-230929107	\$ 265,890.09
Checks		-
Net Pay Direct Deposit - Settlement		-
City of Lynden Manual Checks		-
<b>Total Employee payroll</b>		\$ 265,890.09

### EFT & Other Liabilities

<b>Non-L&amp;I Liabilities</b>	
Monthly EFT	\$ 400,497.98
Check Liability	
<b>Total Non-L&amp;I Liabilities</b>	\$ 400,497.98
<b>Quarterly Liabilities</b>	\$ 13,325.14
<b>Total EFT &amp; Other Liabilities</b>	\$ 413,823.12

### Council Approval

Payroll Liability September 29, 2023	\$ 413,981.07
Vendor check adjustments	
EFT Vendor Adjustment	(157.95)
Employment Security Adjustments	-
Employment Security PML/PFL Adjustments	-
Labor & Industries Adjustments	-
<b>Total Council Approval</b>	\$ 413,823.12

<b>BALANCE FORWARD</b>	\$ 9,213,914.99
<b>Y. T. D.</b>	\$ 9,627,738.11

I, the undersigned, do hereby certify under penalty of perjury, that the materials have been furnished, the services rendered or the labor performed as described herein, and that the claim is a just, due and unpaid obligation against the City of Lynden, and that I am authorized to authenticate and certify said claim.

Approved for payment  
\_\_\_\_\_, 2023

*Anthony Burrows*  
Anthony Burrows, Finance Director

*Christy Fowler*  
Christy Fowler, Accounting Manager

*Gina Impero*  
Gina Impero, Accounting Lead, Payroll

Auditing and Finance Committee