

# CITY OF LYNDEN



FINANCE DEPARTMENT  
(360) 354 - 2829

Start Date	5/31/2021	MAY
End Date	5/31/2021	2021

Department	Overtime Pay \$	Doubletime Pay \$	OT- LFD Training \$	OT - Out of Class \$	Holiday Wrkd 1.5x \$	Holiday Wrkd 2x \$	Retro- OT 1.5 \$	Retro- OT 2.0 \$	OPSG/DNR \$	Employee Total Amount	Overtime Pay Hours	OT- LFD Training Hours	Doubletime Pay Hours	OT - Out of Class Hours	Holiday Wrkd 1.5x Hours	Holiday Wrkd 2x Hours	Retro- OT 1.5 Hours	Retro- OT 2.0 Hours	OPSG/DNR Hours	Employee Hours Total
Fire	\$ 10,982	\$ -	\$ -	\$ 837	\$ -	\$ -	\$ -	\$ -	\$ -	\$ 11,819.04	226.00	-	-	24.00	-	-	-	-	-	250
Planning	78.59	-	-	-	-	-	-	-	-	78.59	1.50	-	-	-	-	-	-	-	-	1.5
Police	17,883.35	242	-	-	-	6,033	-	-	423	24,580.61	257.50	-	3.00	-	65.00	-	-	-	7.00	332.5
PW Administration	-	-	-	-	-	-	-	-	-	-	-	-	-	-	-	-	-	-	-	0
PW Operations	26.06	-	-	-	-	554	-	-	-	580.22	0.50	-	-	-	8.00	-	-	-	-	8.5
PW Systems	447.34	-	-	-	-	-	-	-	-	447.34	8.00	-	-	-	-	-	-	-	-	8
PW Roadways	-	-	-	-	-	-	-	-	-	-	-	-	-	-	-	-	-	-	-	0
Finance	1,167.36	-	-	-	-	-	-	-	-	1,167.36	22.00	-	-	-	-	-	-	-	-	22
Information Technology Service	703.20	-	-	-	-	-	-	-	-	703.20	10.00	-	-	-	-	-	-	-	-	10
Parks	\$ 497	\$ -	\$ -	\$ -	\$ -	\$ -	\$ -	\$ -	\$ -	496.55	10.00	-	-	-	-	-	-	-	-	10
<b>Total</b>	<b>\$ 31,784.37</b>	<b>\$ 241.53</b>	<b>\$ -</b>	<b>\$ 837.12</b>	<b>\$ -</b>	<b>\$ 6,587.23</b>	<b>\$ -</b>	<b>\$ -</b>	<b>\$ 422.66</b>	<b>\$ 39,872.91</b>	<b>535.50</b>	<b>-</b>	<b>3.00</b>	<b>24.00</b>	<b>-</b>	<b>73.00</b>	<b>-</b>	<b>-</b>	<b>7.00</b>	<b>642.50</b>

CITY OF LYNDEN



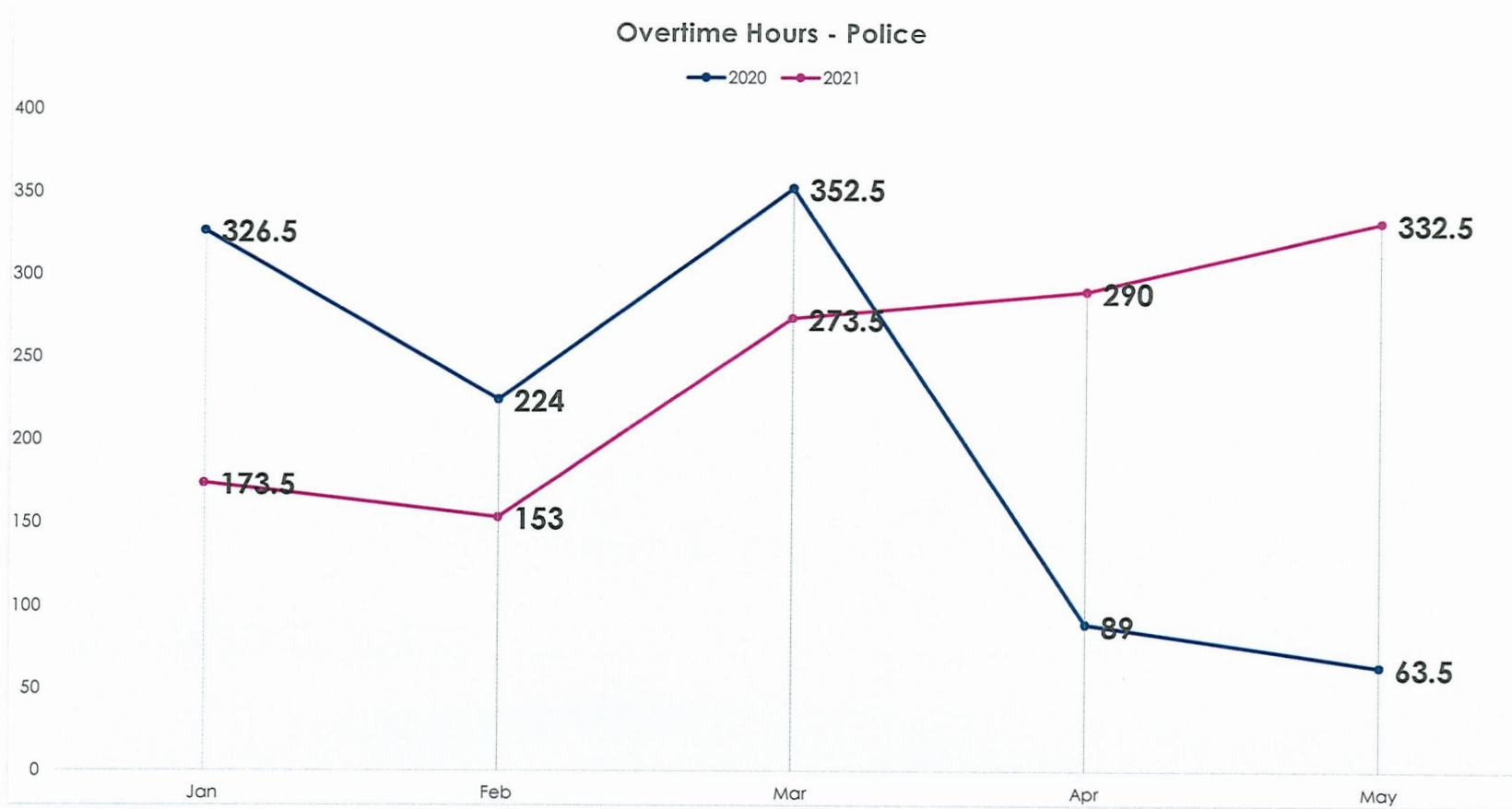
FINANCE DEPARTMENT  
(360) 354 - 2829

Start Date	1/1/2021	YTD
End Date	5/31/2021	2021

Department	Overtime Pay \$	Doubletime Pay \$	OT- LFD Training \$	OT - Out of Class \$	Holiday Wrkd 1.5x \$	Holiday Wrkd 2x \$	Retro- OT 1.5 \$	Retro- OT 2.0 \$	OPSG/DNR \$	Employee Total Amount	Overtime Pay Hours	OT- LFD Training Hours	Doubletime Pay Hours	OT - Out of Class Hours	Holiday Wrkd 1.5x Hours	Holiday Wrkd 2x Hours	Retro- OT 1.5 Hours	Retro- OT 2.0 Hours	OPSG/DNR Hours	Employee Hours Total
Fire	\$ 50,699	\$ 1,806	\$ 496	\$ 837	\$ -	\$ -	\$ 123	\$ -	\$ -	\$ 53,961.93	1,046.25	10.25	24.00	24.00	-	-	-	-	-	1104.5
Planning	942.28	35	-	-	-	-	-	-	-	977.17	18.00	-	0.50	-	-	-	-	-	-	18.5
Police	73,724.39	242	-	-	8,014	6,033	454	68	558	89,093.77	1,028.50	-	3.00	-	114.00	65.00	3.00	-	9.00	1222.5
PW Administration	2,018.05	139	-	-	367	-	-	-	-	2,524.01	39.25	-	-	-	8.00	-	-	-	-	47.25
PW Operations	573.18	-	-	-	417	1,105	-	-	-	2,095.40	11.00	-	-	-	8.00	16.00	-	-	-	35
PW Systems	4,682.85	-	-	-	-	-	-	-	-	4,682.85	84.75	-	-	-	-	-	-	-	-	84.75
PW Roadways	-	-	-	-	-	-	-	-	-	-	-	-	-	-	-	-	-	-	-	0
Finance	8,295.10	279	-	-	-	-	-	-	-	8,573.92	196.50	-	5.00	-	-	-	-	-	-	201.5
Information Technology Service	3,518.16	-	-	-	-	-	-	-	-	3,518.16	51.00	-	-	-	-	-	-	-	-	51
Parks	\$ 497	\$ -	\$ -	\$ -	\$ -	\$ -	\$ -	\$ -	\$ -	496.55	10.00	-	-	-	-	-	-	-	-	10
<b>Total</b>	<b>\$ 144,949.60</b>	<b>\$ 2,500.56</b>	<b>\$ 495.86</b>	<b>\$ 837.12</b>	<b>\$ 8,798.26</b>	<b>\$ 7,138.41</b>	<b>\$ 577.13</b>	<b>\$ 68.46</b>	<b>\$ 558.36</b>	<b>\$ 165,923.76</b>	<b>2,485.25</b>	<b>10.25</b>	<b>32.50</b>	<b>24.00</b>	<b>130.00</b>	<b>81.00</b>	<b>3.00</b>	<b>-</b>	<b>9.00</b>	<b>2,775.00</b>

# CITY OF LYNDEN

FINANCE DEPARTMENT  
(360) 354 - 2829



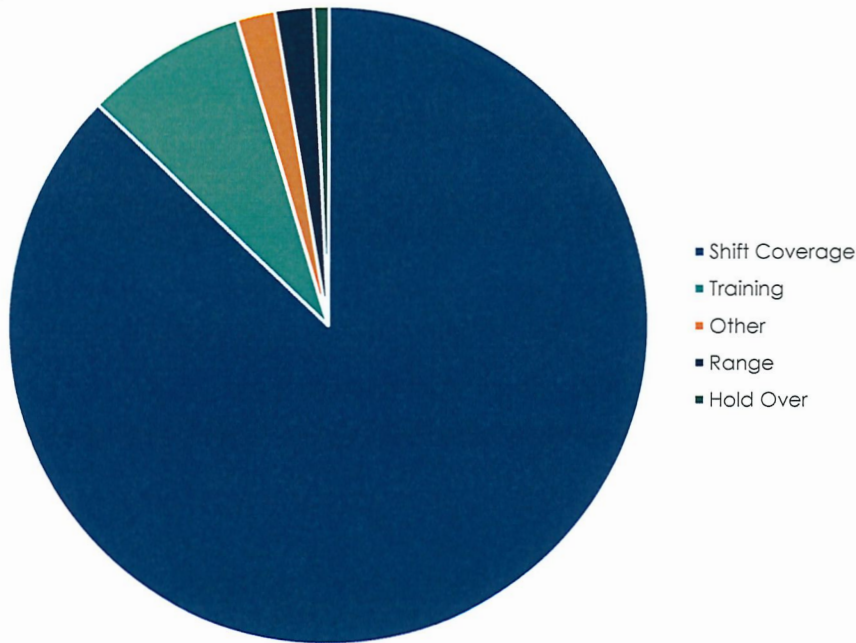
# CITY OF LYNDEN

FINANCE DEPARTMENT  
(360) 354 - 2829



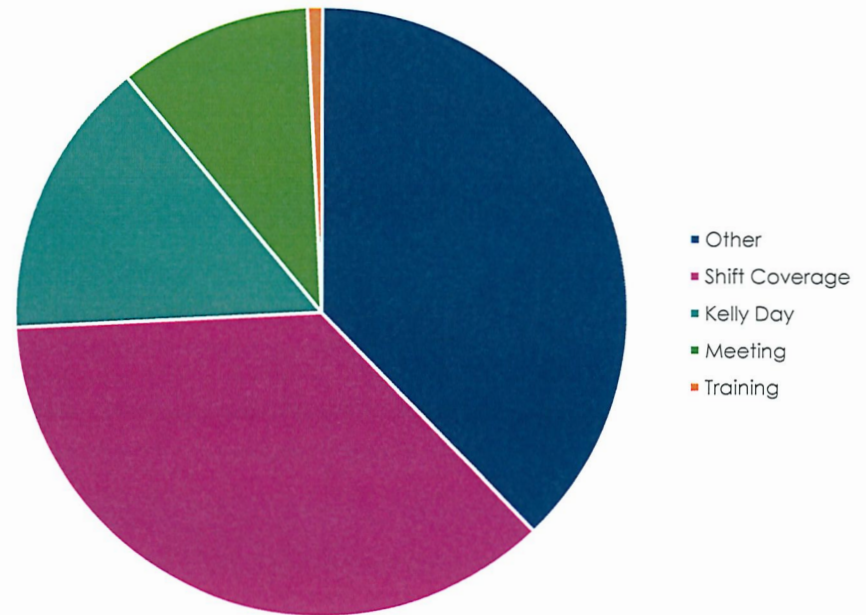
Reason	Overtime Hours	%
Shift Coverage	224.5	87.18%
Training	21	8.16%
Other	5	1.94%
Range	5	1.94%
Hold Over	2	0.78%
<b>Grand Total</b>	<b>257.5</b>	<b>100.00%</b>

Police Department Overtime



Reason	Overtime Hours	%
Other	94.5	37.80%
Shift Coverage	91	36.40%
Kelly Day	37	14.80%
Meeting	25.5	10.20%
Training	2	0.80%
<b>Grand Total</b>	<b>250</b>	<b>100.00%</b>

Fire Department Overtime



# CITY OF LYNDEN

FINANCE DEPARTMENT  
(360) 354 - 2829



## OVERTIME HOURS - PRIOR YEAR COMPARRISON

■ 2020 ■ 2021

