



LYNDEN POLICE DEPARTMENT

Criminal and Other Activity

Top 10

February - April 2024

	February	March	April
Assault	10	11	8
Burglary (Residential)	2	2	1
Crimes Against Person	5	1	4
Domestic Violence	4	7	9
Drug Offenses	1	1	0
DUI	6	3	2
Sex Crime Reports	1	3	0
Theft	10	4	14
Traffic Accidents	8	6	7
Vehicle Prowls	1	3	2
Other Reportable Calls	116	163	149
Non-Reportable Calls	516	591	487



LYNDEN POLICE DEPARTMENT

Criminal and Other Activity 2022 - 2024

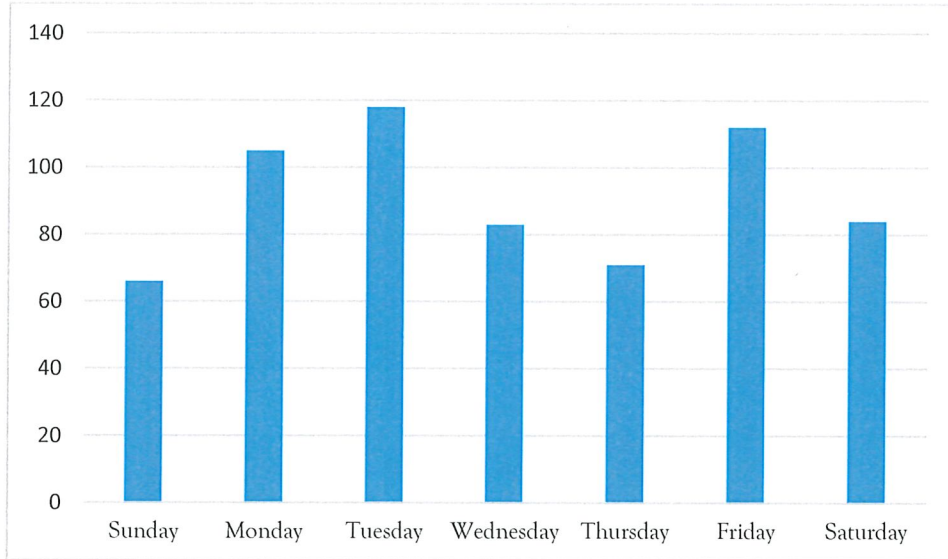
	January		February		March		April		May		June		July		August		September		October		November		December		TOTALS										
	2022	2023	2022	2023	2022	2023	2022	2023	2022	2023	2022	2023	2022	2023	2022	2023	2022	2023	2022	2023	2022	2023	2022	2023	2022	2023	2024								
Alcohol Offenses	0	0	0	0	0	0	0	2	0	0	0	0	0	0	0	0	0	0	0	1	0	0	0	2	0	3	5	0							
Assault (Felony)	0	0	1	2	3	2	1	3	1	0	3	0	2	0	1	4	1	0	1	0	2	1	0	0	0	10	13	7							
Assault (Misdemeanor)	3	9	8	5	4	10	9	8	10	6	12	5	4	14	8	12	8	6	9	2	6	3	16	6	11	57	117	33							
Auto Theft	0	0	0	0	2	1	1	1	0	1	0	1	0	0	0	0	0	0	0	2	0	0	0	0	0	5	4	1							
Burglary (Residential)	5	2	3	0	0	2	2	0	1	3	1	3	2	0	3	1	3	1	0	4	1	3	2	2	1	3	26	21	6						
Crimes Against Person	0	1	4	2	4	6	3	5	1	1	3	4	2	7	2	3	2	4	3	2	3	2	2	0	3	21	41	15							
Crimes Against Property	2	2	6	6	6	14	17	3	3	5	3	4	2	3	5	6	5	4	3	2	2	7	3	7	4	66	41	27							
Domestic Violence	6	5	4	4	10	4	5	6	7	5	6	9	1	7	5	6	8	10	8	12	4	12	7	10	5	68	95	24							
Drug Offenses	1	1	2	0	0	1	1	1	1	0	0	1	1	1	0	1	0	1	1	0	0	2	1	1	2	10	8	4							
DUI	0	2	3	1	1	6	3	7	3	0	5	2	0	1	6	5	2	4	4	1	1	9	3	7	0	13	27	59	14						
Malicious Mischief	3	9	2	5	4	5	12	7	17	5	6	5	12	6	6	9	9	9	4	2	3	4	2	2	59	74	117	29							
Public Order Maintenance	6	13	22	8	20	19	12	9	18	12	18	14	17	12	7	25	20	20	16	18	12	19	10	12	16	148	190	73							
Robbery	1	0	1	0	0	0	0	1	0	0	0	0	0	0	1	0	0	0	1	0	0	0	0	0	0	14	2	17	1						
Service Calls	33	49	51	38	78	52	45	57	100	61	44	95	38	57	39	77	40	91	47	62	47	63	47	40	36	0	519	678	298						
Sex Crime Reports	1	1	2	1	0	1	1	2	3	3	0	2	2	2	0	1	2	2	1	1	1	3	0	1	0	64	14	81	6						
Theft	24	17	8	22	17	10	28	16	5	15	12	14	27	13	15	12	16	13	21	12	14	7	10	13	15	2	238	156	37						
Traffic Accidents	8	15	3	8	4	8	6	8	10	9	10	7	5	10	5	5	10	9	11	7	12	11	20	15	13	24	116	129	28						
Traffic Offenses/Complain	19	20	26	22	22	23	46	25	21	36	13	28	21	21	18	23	20	31	33	34	19	20	8	27	16	286	272	98							
Vehicle Prowls	4	2	3	2	0	1	7	2	3	2	0	2	2	6	6	1	8	2	5	0	3	1	4	0	0	33	47	49	9						
All Others	7	4	3	3	10	3	9	5	7	9	14	3	12	6	8	7	7	5	7	12	10	7	7	7	5	0	93	91	16						
Non-Reportable Calls	506	745	594	474	556	516	524	551	586	629	602	487	694	581	680	670	678	612	756	672	656	559	582	517	679	660	7450	7312	2183						
Total Calls	629	897	746	603	741	684	732	717	796	802	758	683	844	753	815	847	0	826	826	0	950	875	0	765	760	0	791	730	0	804	917	0	9280	9496	2909



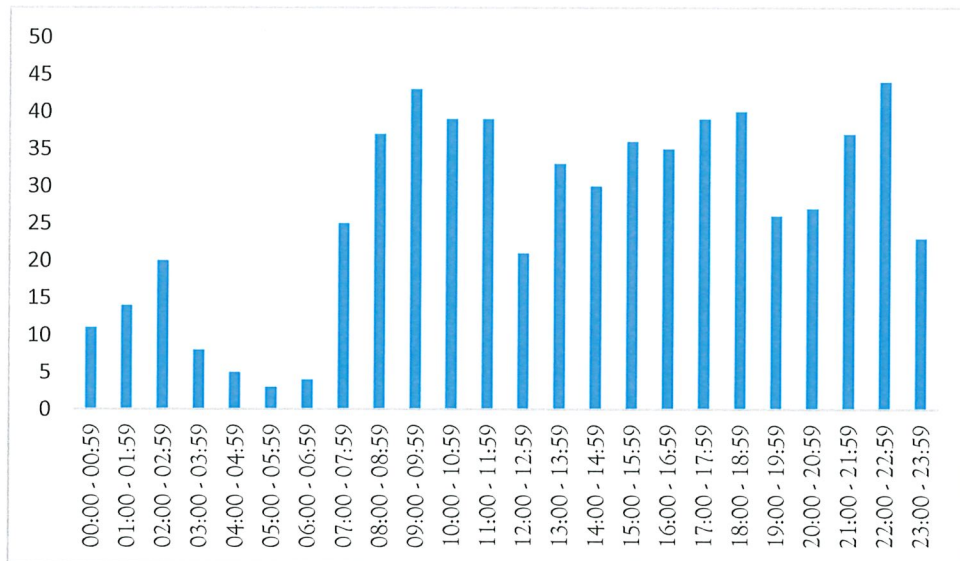
LYNDEN POLICE DEPARTMENT

April 2024

Calls by Day of the Week



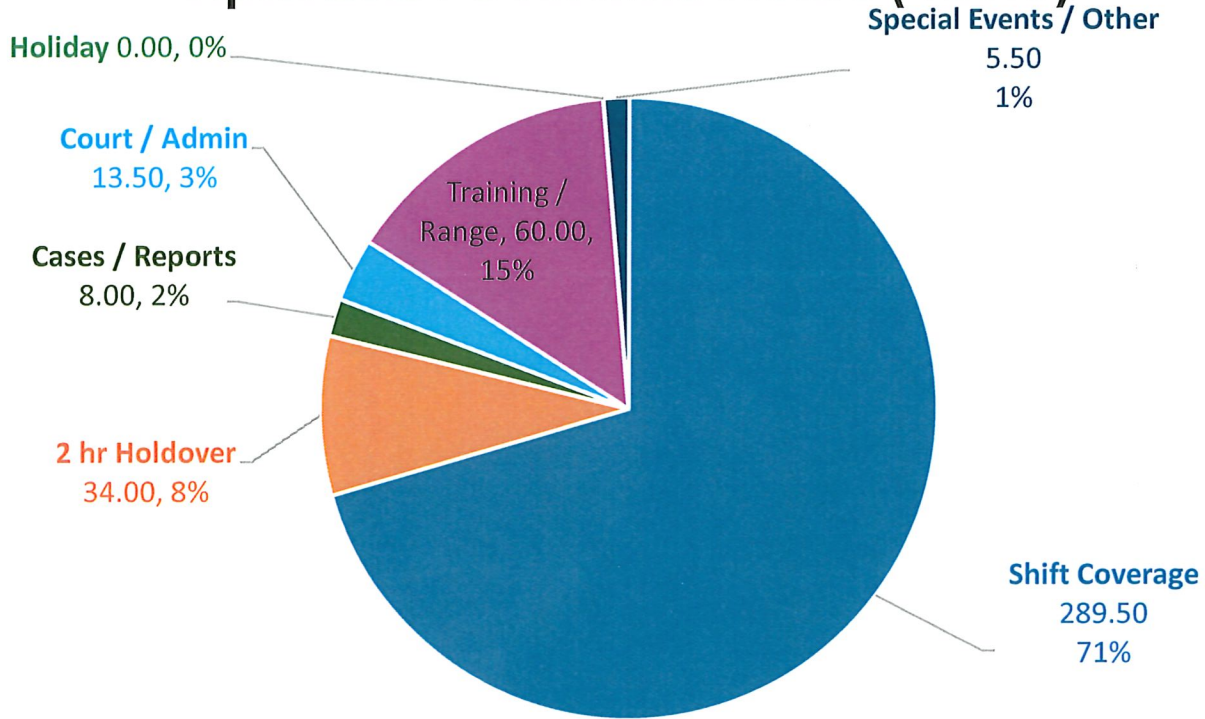
Calls by Hour





LYNDEN POLICE DEPARTMENT

April 2024 Overtime Hours (410.5)



Year to Date 2024 Overtime Hours

