



LYNDEN POLICE DEPARTMENT

Criminal and Other Activity

Top 10

July - September 2024

	July	August	September
Assault	9	6	4
Burglary (Residential)	1	1	5
Crimes Against Person	5	2	4
Domestic Violence	8	7	11
Drug Offenses	0	0	1
DUI	6	2	2
Sex Crime Reports	2	1	4
Theft	10	18	12
Traffic Collisions	19	12	14
Vehicle Prowls	1	0	1
Other Reportable Calls	134	148	142
Non-Reportable Calls	624	666	571



LYNDEN POLICE DEPARTMENT

Criminal and Other Activity

2024

	<i>Jan</i>	<i>Feb</i>	<i>Mar</i>	<i>Apr</i>	<i>May</i>	<i>Jun</i>	<i>Jul</i>	<i>Aug</i>	<i>Sep</i>	<i>Oct</i>	<i>Nov</i>	<i>Dec</i>	<i>Totals</i>
Alcohol Offenses	0	0	0	0	0	0	1	0	1				2
Assault (Felony)	1	2	1	3	1	0	1	1	0				10
Assault (Misdemeanor)	8	10	10	5	4	5	8	5	4				59
Auto Theft	0	1	0	0	1	1	0	0	0				3
Burglary (Residential)	3	2	0	1	2	1	1	1	5				16
Crimes Against Person	4	6	2	5	3	5	5	2	4				36
Crimes Against Property	6	14	4	4	7	5	3	5	6				54
Domestic Violence	4	4	7	9	10	16	8	7	11				76
Drug Offenses	2	1	1	1	3	1	0	0	1				10
DUI	3	6	3	2	3	5	6	2	2				32
Malicious Mischief	2	6	17	6	2	3	7	4	4				51
Public Order Maintenance	23	19	18	14	18	13	15	22	17				159
Robbery	1	0	0	0	0	0	0	1	0				2
Service Calls	51	53	100	95	62	64	72	72	80				649
Sex Crime Reports	2	1	3	1	4	3	2	1	4				21
Theft	8	10	5	14	10	10	11	18	12				98
Traffic Collisions	3	8	10	7	8	6	19	12	14				87
Traffic Offenses/Complain	26	23	21	29	42	28	24	29	21				243
Vehicle Prowls	3	1	3	2	2	0	1	0	1				13
All Others	3	3	7	3	6	9	12	15	13				71
Non-Reportable Calls	594	516	586	488	579	483	624	666	571				5107
Total Calls	747	686	798	689	767	658	820	863	770	0	0	0	6797



LYNDEN POLICE DEPARTMENT

Criminal and Other Activity 2022 - 2024

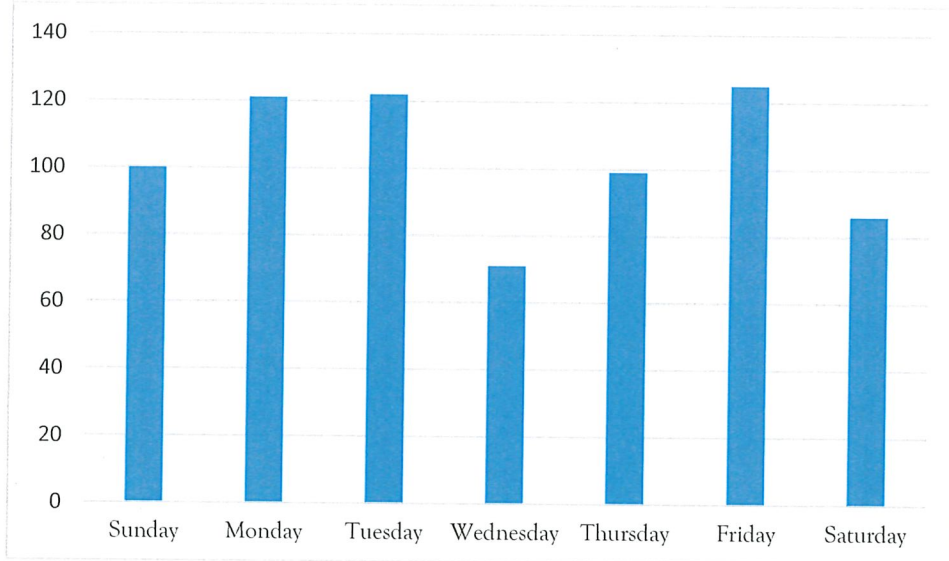
	January		February		March		April		May		June		July		August		September		October		November		December		TOTALS														
	2022	2023	2022	2023	2022	2023	2022	2023	2022	2023	2022	2023	2022	2023	2022	2023	2022	2023	2022	2023	2022	2023	2022	2023	2022	2023	2024												
Alcohol Offenses	0	0	0	0	0	0	0	0	0	0	0	0	0	0	0	0	0	0	0	0	0	0	0	0	0	0	0												
Assault (Felony)	0	0	1	2	3	2	1	3	1	0	3	0	2	1	0	0	1	0	1	0	0	2	1	0	0	0	0												
Assault (Misdemeanor)	3	9	8	5	4	10	9	8	10	6	12	5	4	14	4	8	12	5	6	9	4	2	6	3	16	3													
Auto Theft	0	0	0	0	2	1	1	1	0	1	0	0	1	0	0	0	0	0	0	0	0	0	0	0	0	0	0												
Burglary (Residential)	5	2	3	0	0	2	2	0	0	1	3	1	3	2	2	1	3	1	0	4	5	1	3	2	2	2	2												
Crimes Against Person	0	1	4	2	4	6	3	5	2	1	3	5	2	7	3	2	1	0	4	5	1	3	4	2	2	2	2												
Crimes Against Property	2	2	6	6	6	14	17	3	4	5	3	4	2	3	7	5	2	3	4	3	4	3	6	2	2	7	3												
Domestic Violence	6	5	4	4	10	4	5	6	7	5	6	9	1	7	10	5	6	7	8	10	11	4	12	5	8	5	8												
Drug Offenses	1	1	2	0	0	1	1	1	1	1	1	3	2	0	1	0	0	1	1	1	0	0	0	1	2	1	2												
DUJ	0	2	3	1	1	6	3	7	3	0	5	2	0	1	3	6	5	5	2	4	1	2	1	9	3	7	0												
Malicious Mischief	3	9	2	5	4	6	12	7	17	5	6	6	2	6	12	6	2	6	4	9	4	4	2	3	4	2	4												
Public Order Maintenance	6	13	23	8	20	19	12	18	14	17	12	18	7	25	13	20	15	12	19	22	16	18	17	12	19	10	12												
Robbery	1	0	1	0	0	0	0	1	0	0	0	0	0	0	0	0	0	0	1	0	1	0	0	0	0	0	0												
Service Calls	33	49	51	38	78	53	45	57	100	61	44	95	38	57	62	39	77	64	40	91	72	47	62	72	48	60	80	47											
Sex Crime Reports	1	1	2	1	0	1	1	2	3	1	2	2	4	0	1	3	2	2	1	1	2	1	1	1	4	1	3	0											
Theft	24	17	8	22	17	10	28	16	5	15	12	14	27	13	10	15	12	10	16	13	11	31	22	18	21	12	12	14	7										
Traffic Collisions	8	15	3	8	4	8	6	8	10	9	10	7	5	10	8	5	5	6	10	9	19	9	11	12	11	7	14	12	11										
Traffic Offenses/Complain	19	20	26	22	22	23	46	25	21	36	13	29	21	21	42	18	23	28	20	31	24	33	34	29	28	24	21	19	20										
Vehicle Prowls	4	2	3	2	0	1	7	2	3	2	0	2	2	6	2	6	1	0	8	2	1	5	0	0	4	2	1	3	1										
All Others	7	4	3	3	10	3	9	5	7	9	14	3	12	6	6	8	7	9	7	5	12	9	14	15	7	12	13	10	7										
Non-Reportable Calls	506	745	594	474	556	516	524	551	586	629	602	488	694	581	579	680	670	483	678	612	624	756	672	666	592	587	571	656	559										
Total Calls	629	897	747	603	741	686	732	717	798	802	758	689	844	753	767	815	847	658	826	826	820	950	875	863	765	760	771	791	730	0	719	675	0	804	917	0	9280	9496	6799



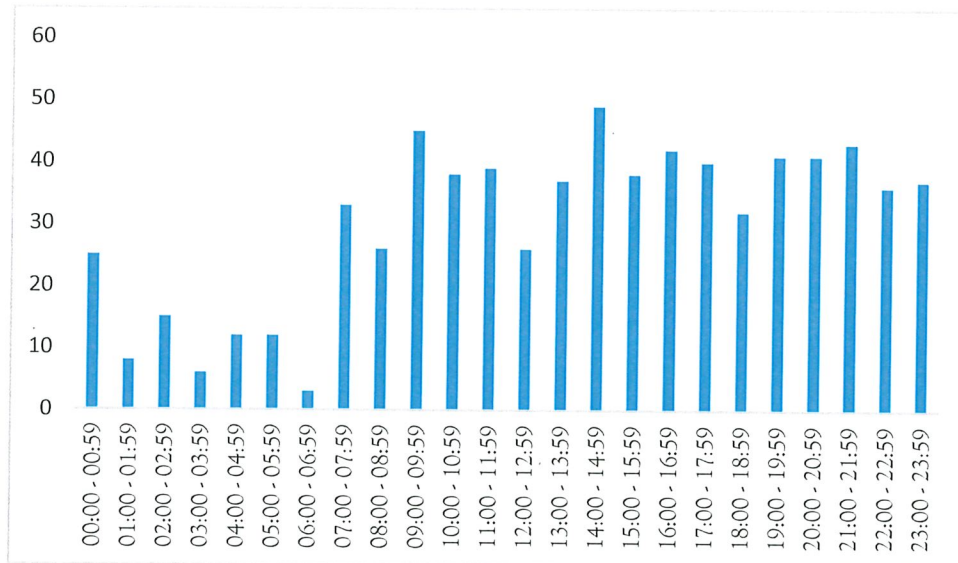
LYNDEN POLICE DEPARTMENT

September 2024

Calls by Day of the Week



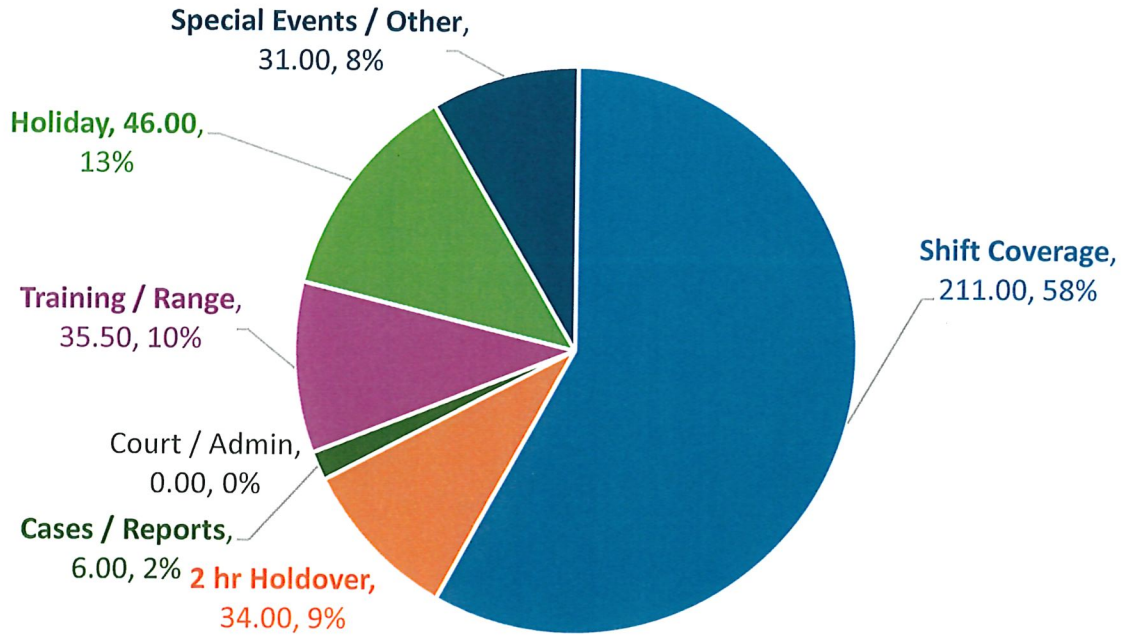
Calls by Hour





LYNDEN POLICE DEPARTMENT

August 2024 Overtime Hours (363.5)



Year to Date 2024 Overtime Hours

