



LYNDEN POLICE DEPARTMENT

Criminal and Other Activity

Top 10

August - October 2024

	August	September	October
Assault	6	4	6
Burglary (Residential)	1	5	2
Crimes Against Person	2	4	1
Domestic Violence	7	11	9
Drug Offenses	0	1	0
DUI	2	2	1
Sex Crime Reports	1	4	1
Theft	18	12	5
Traffic Collisions	12	14	11
Vehicle Prowls	0	1	1
Other Reportable Calls	148	142	133
Non-Reportable Calls	666	571	556



LYNDEN POLICE DEPARTMENT

Criminal and Other Activity

2024

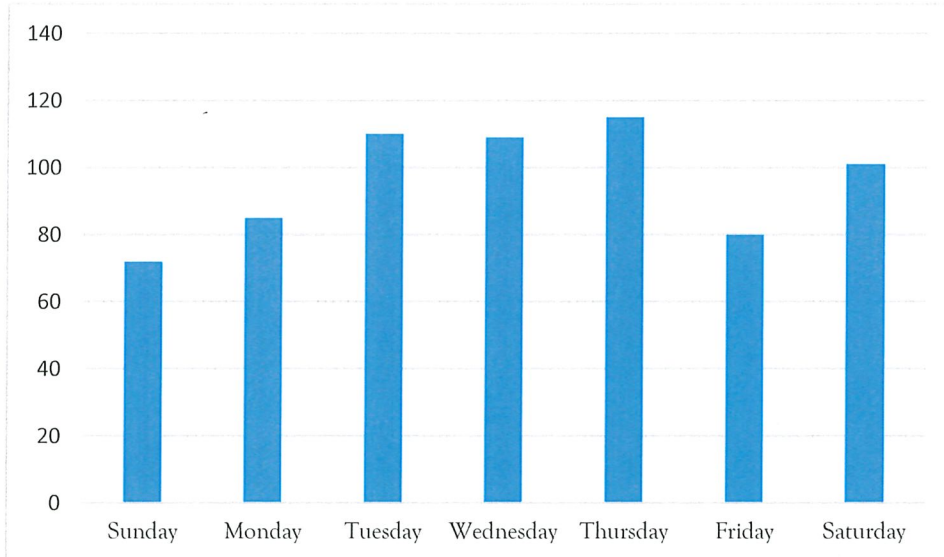
	<i>Jan</i>	<i>Feb</i>	<i>Mar</i>	<i>Apr</i>	<i>May</i>	<i>Jun</i>	<i>Jul</i>	<i>Aug</i>	<i>Sep</i>	<i>Oct</i>	<i>Nov</i>	<i>Dec</i>	<i>Totals</i>
Alcohol Offenses	0	0	0	0	0	0	1	0	1	0			2
Assault (Felony)	1	2	1	3	1	0	1	1	0	0			10
Assault (Misdemeanor)	8	10	10	5	4	5	8	5	4	6			65
Auto Theft	0	1	0	0	1	1	0	0	0	1			4
Burglary (Residential)	3	2	0	1	2	1	1	1	5	2			18
Crimes Against Person	4	6	2	5	3	5	5	2	4	1			37
Crimes Against Property	6	14	4	4	7	5	3	5	8	10			66
Domestic Violence	4	4	7	9	10	16	8	7	11	9			85
Drug Offenses	2	1	1	1	3	1	0	0	1	0			10
DUI	3	6	3	2	3	5	6	2	2	1			33
Malicious Mischief	2	6	17	6	2	3	7	4	4	3			54
Public Order Maintenance	23	19	18	13	18	14	15	22	19	22			183
Robbery	1	0	0	0	0	0	0	1	0	0			2
Service Calls	52	53	100	95	62	64	73	72	81	55			707
Sex Crime Reports	2	1	3	1	4	3	2	1	4	1			22
Theft	8	10	5	14	10	10	11	18	12	5			103
Traffic Collisions	3	8	10	7	8	6	19	12	14	11			98
Traffic Offenses/Complain	26	23	21	29	42	28	24	29	22	29			273
Vehicle Prowls	3	1	3	2	2	0	1	0	1	1			14
All Others	3	3	7	3	6	9	12	15	13	13			84
Non-Reportable Calls	593	516	586	488	579	483	624	666	569	556			5660
Total Calls	747	686	798	688	767	659	821	863	774	726	0	0	7528



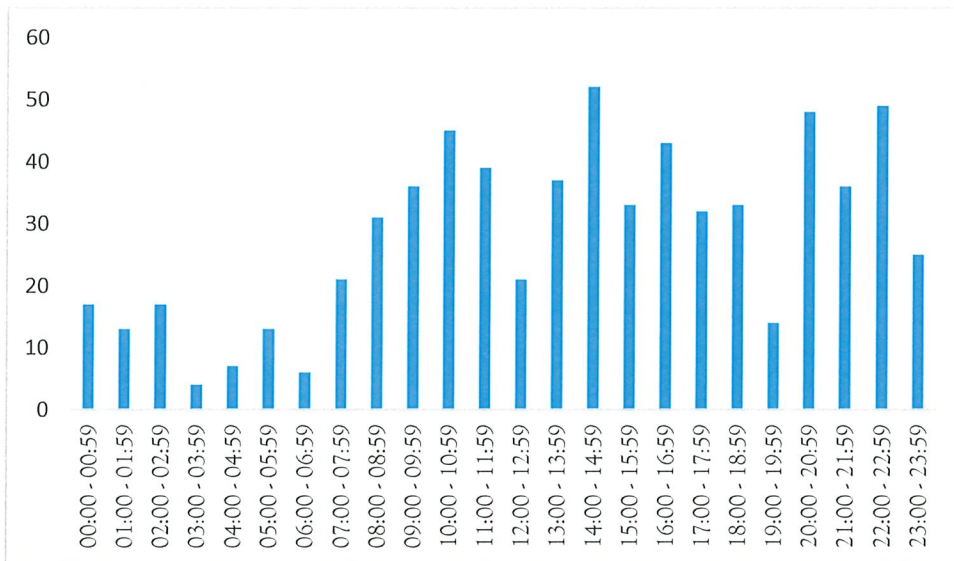
LYNDEN POLICE DEPARTMENT

October 2024

Calls by Day of the Week



Calls by Hour





LYNDEN POLICE DEPARTMENT

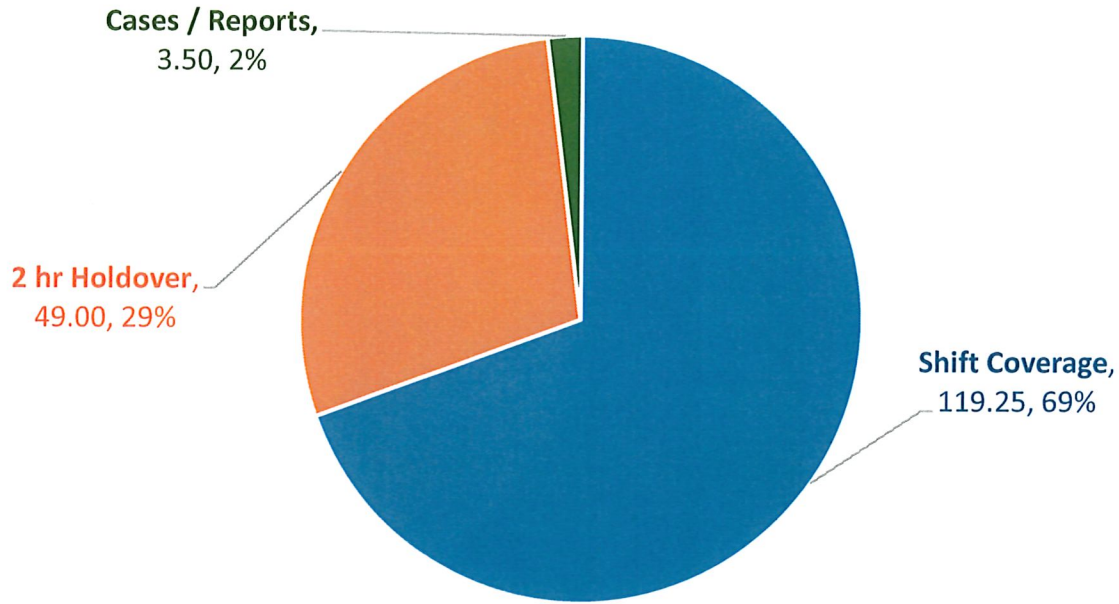
Criminal and Other Activity 2022 - 2024

	January		February		March		April		May		June		July		August		September		October		November		December		TOTALS																		
	2022	2023	2024	2022	2023	2024	2022	2023	2024	2022	2023	2024	2022	2023	2024	2022	2023	2024	2022	2023	2024	2022	2023	2024	2022	2023	2024																
Alcohol Offenses	0	0	0	0	0	0	0	0	0	0	0	0	0	0	0	0	0	0	0	0	0	0	0	0	0	0	0																
Assault (Felony)	0	0	1	2	3	2	1	3	1	1	0	0	0	0	1	4	1	0	1	0	0	0	0	0	0	0	0																
Assault (Misdemeanor)	3	9	8	5	4	10	9	8	12	5	4	6	5	1	10	8	8	6	9	4	2	6	6	3	16	6	11																
Auto Theft	0	0	0	0	2	1	1	0	1	0	1	0	0	0	0	0	0	0	0	0	2	0	1	0	0	0	0																
Burglary (Residential)	5	2	3	0	0	2	2	0	1	3	2	5	0	1	3	1	3	1	0	4	5	1	3	2	2	2	1	3															
Crimes Against Person	0	1	4	2	4	6	3	5	2	7	3	2	1	5	1	6	5	2	4	3	4	2	3	1	2	2	0	3															
Crimes Against Property	2	2	6	6	6	14	17	3	4	2	3	7	5	3	5	3	6	5	4	3	6	2	2	10	7	3	7	4															
Domestic Violence	6	5	4	4	10	4	5	6	7	9	1	7	10	5	6	16	10	9	8	8	6	7	8	10	11	4	12	9	7	10													
Drug Offenses	1	1	2	0	0	1	1	1	1	1	1	3	2	0	1	0	0	1	1	1	1	1	0	0	0	2	1	1	2														
DUI	0	2	3	1	1	6	3	7	3	0	5	2	6	5	2	4	6	7	4	1	2	1	9	1	3	7	0	13	0	13													
Malicious Mischief	3	9	2	5	4	6	12	7	17	5	6	6	2	6	6	3	5	7	9	6	4	9	4	4	2	3	4	2	59	2	59												
Public Order Maintenance	6	13	23	8	20	19	12	9	18	12	18	7	25	13	20	15	12	19	22	16	18	17	12	19	22	10	12	16	5	148	190	181											
Robbery	1	0	1	0	0	0	0	1	0	0	0	1	0	0	0	0	0	0	1	0	1	0	0	0	0	0	0	0	0	0	0	0	0	0									
Service Calls	33	49	51	38	78	53	45	57	100	61	44	95	38	57	62	39	77	64	40	91	72	47	62	72	48	60	80	47	63	55	47	40	36	0	519	678	704						
Sex Crime Reports	1	1	2	1	0	1	1	2	3	3	1	2	4	0	1	3	2	2	2	1	1	1	1	1	1	1	0	1	3	1	0	1	0	64	14	81	22						
Theft	24	17	8	22	17	10	28	16	5	15	12	14	27	13	10	15	12	10	7	5	10	8	5	6	10	9	19	9	11	12	11	7	14	12	11	11	20	15	13	24	116	129	98
Traffic Collisions	8	15	3	8	4	8	6	8	10	9	10	7	5	10	8	5	5	6	10	9	19	9	11	12	11	7	14	12	11	11	11	20	29	8	27	16	12	286	272	272			
Traffic Offenses/Complain	19	20	26	22	22	23	46	25	21	36	13	29	21	21	42	18	23	28	20	31	24	33	34	29	28	24	21	19	20	29	8	27	16	12	286	272	272						
Vehicle Prowls	4	2	3	2	0	1	7	2	3	2	0	2	2	6	2	6	1	0	8	2	1	5	0	0	4	2	1	3	1	1	4	0	33	47	49	14							
All Others	7	4	3	3	10	3	9	5	7	9	14	3	12	6	6	8	7	9	7	5	12	9	14	15	7	12	13	10	7	13	7	7	5	0	93	91	84						
Non-Reportable Calls	506	745	594	474	556	516	524	551	586	629	602	488	694	581	579	680	670	483	678	612	624	756	672	666	592	587	571	656	559	556	582	517	679	660	7450	7312	5663						
Total Calls	629	897	747	603	741	686	732	717	798	802	758	689	844	753	767	815	847	658	826	826	820	950	875	863	765	760	771	791	730	726	719	675	0	804	917	0	9280	9496	7525				



LYNDEN POLICE DEPARTMENT

October 2024 Overtime Hours (171.75)



Year to Date 2024 Overtime Hours

