



LYNDEN POLICE DEPARTMENT

Criminal and Other Activity

Top 11

June 2025 - August 2025

	June	July	August
Assault	7	7	4
Burglary	1	0	1
Crimes Against Person	2	3	1
Domestic Violence	7	7	9
Drug Offenses	0	0	0
DUI	2	5	9
Homicide	0	0	0
Sex Crime Reports	0	2	1
Theft	13	14	9
Traffic Collisions	8	17	15
Vehicle Prowls	2	2	0
Other Reportable Calls	129	141	135
Non-Reportable Calls	653	617	727



LYNDEN POLICE DEPARTMENT

Criminal and Other Activity

2025

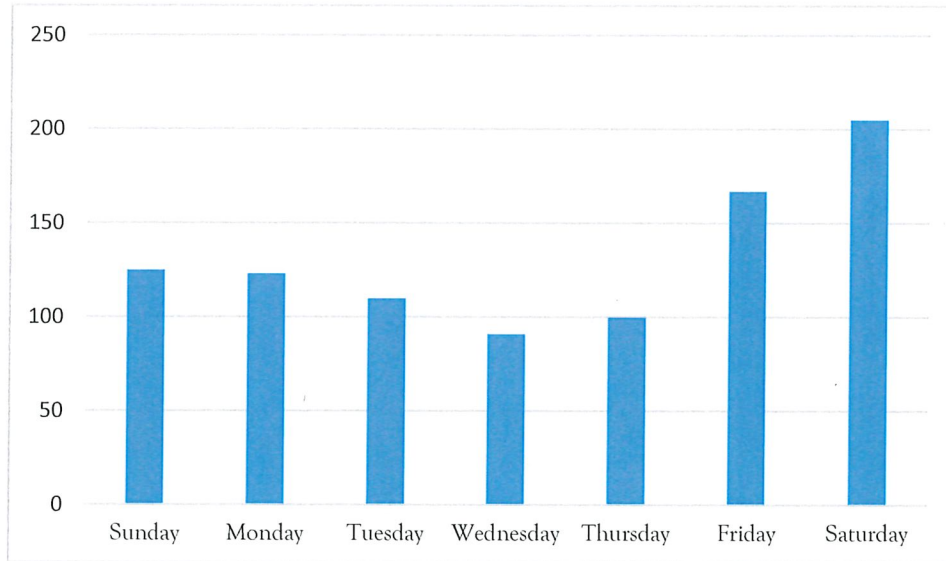
	<i>Jan</i>	<i>Feb</i>	<i>Mar</i>	<i>Apr</i>	<i>May</i>	<i>Jun</i>	<i>Jul</i>	<i>Aug</i>	<i>Sep</i>	<i>Oct</i>	<i>Nov</i>	<i>Dec</i>	<i>Totals</i>
Alcohol Offenses	0	0	0	0	0	1	1	1					3
Assault (Felony)	0	2	0	0	0	0	1	1					4
Assault (Misdemeanor)	6	5	6	3	5	7	6	3					41
Auto Theft	0	0	0	0	0	0	0	0					0
Burglary	1	2	1	1	1	1	0	1					8
Crimes Against Person	5	2	4	3	5	3	3	1					26
Crimes Against Property	9	2	6	4	7	5	6	4					43
Domestic Violence	13	6	8	9	10	7	6	9					68
Drug Offenses	0	0	2	0	0	0	0	0					2
DUI	3	3	1	2	1	2	5	9					26
Homicide	0	0	0	0	1	0	0	0					1
Malicious Mischief	2	2	61	4	2	7	5	1					84
Public Order Maintenance	14	15	23	26	24	18	12	16					148
Robbery	0	0	0	0	0	0	0	0					0
Service Calls	63	79	75	58	58	63	79	63					538
Sex Crime Reports	2	0	2	3	1	0	2	1					11
Theft	8	12	10	4	12	13	14	9					82
Traffic Collisions	13	6	7	14	9	8	17	15					89
Traffic Offenses/Complain	27	22	23	22	23	30	33	42					222
Vehicle Prowls	5	3	0	3	3	2	2	0					18
All Others	10	5	12	9	11	6	5	8					66
Non-Reportable Calls	598	465	630	542	545	653	617	727					4777
Total Calls	779	631	871	707	718	826	814	911	0	0	0	0	6254



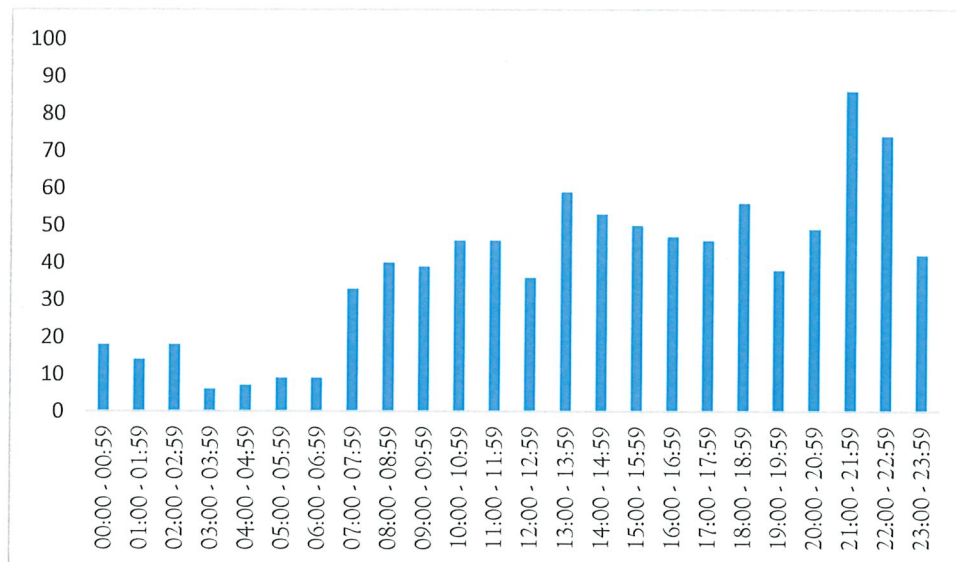
LYNDEN POLICE DEPARTMENT

August 2025

Calls by Day of the Week



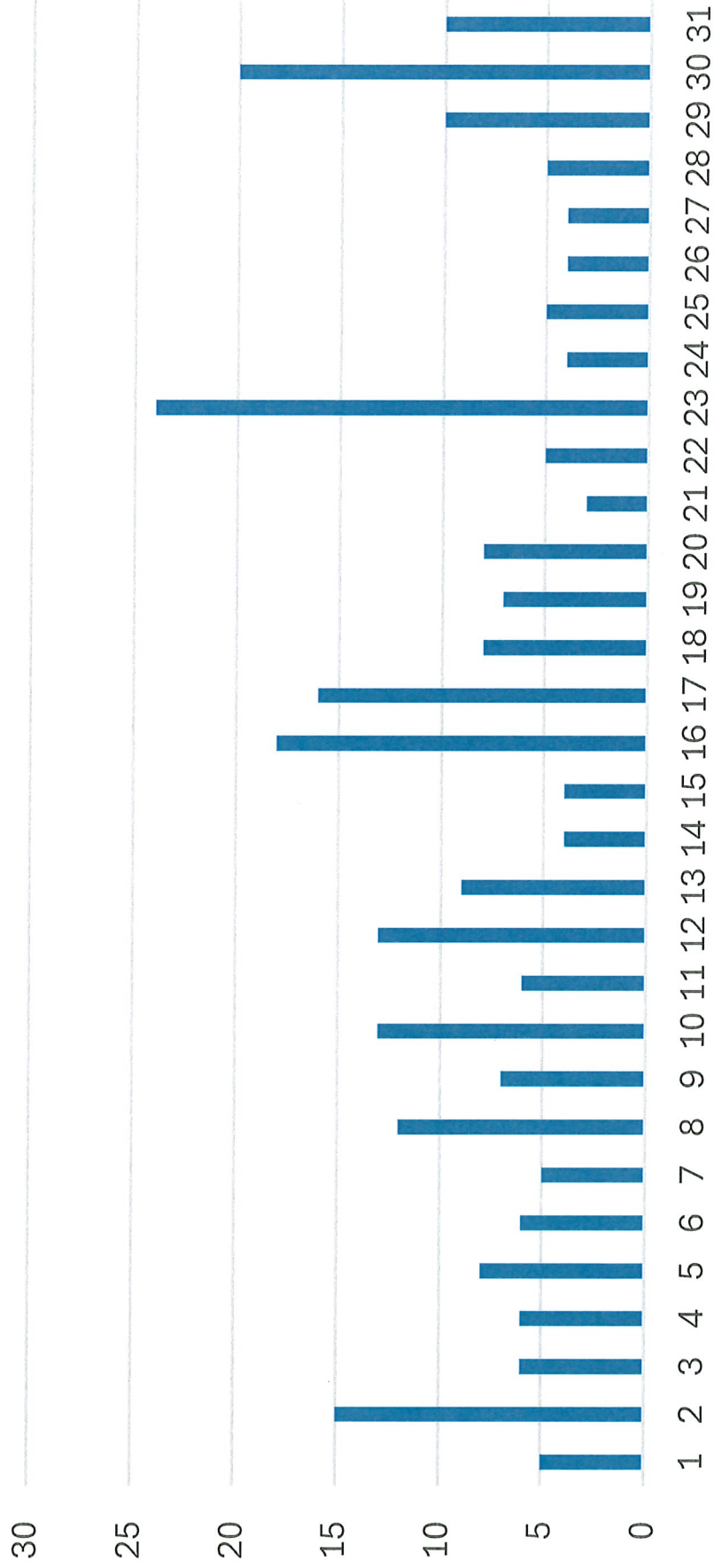
Calls by Hour





LYNDEN POLICE DEPARTMENT

Traffic Stops per Day - August 2025
Total 270





LYNDEN POLICE DEPARTMENT

Fraud money reported 2025 - \$117,785

