



LYNDEN POLICE DEPARTMENT

Criminal and Other Activity

Top 11

July 2025 - September 2025

	July	August	September
Assault	7	4	2
Burglary	0	1	2
Crimes Against Person	3	1	6
Domestic Violence	7	9	6
Drug Offenses	0	0	0
DUI	5	9	2
Homicide	0	0	0
Sex Crime Reports	2	1	4
Theft	14	9	12
Traffic Collisions	17	15	6
Vehicle Prowls	2	0	1
Other Reportable Calls	141	135	109
Non-Reportable Calls	617	727	570



LYNDEN POLICE DEPARTMENT

Criminal and Other Activity

2025

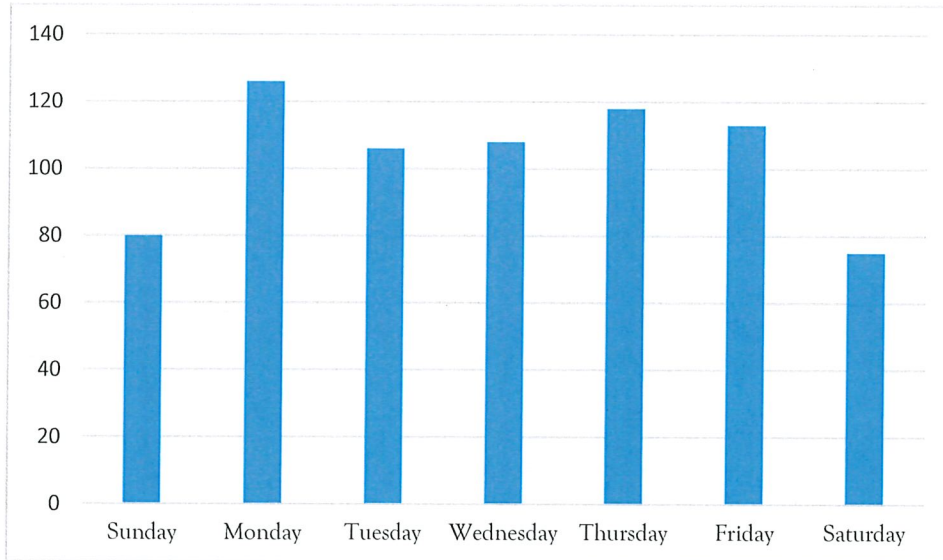
	<i>Jan</i>	<i>Feb</i>	<i>Mar</i>	<i>Apr</i>	<i>May</i>	<i>Jun</i>	<i>Jul</i>	<i>Aug</i>	<i>Sep</i>	<i>Oct</i>	<i>Nov</i>	<i>Dec</i>	<i>Totals</i>
Alcohol Offenses	0	0	0	0	0	1	1	1	0				3
Assault (Felony)	0	2	0	0	0	0	1	1	0				4
Assault (Misdemeanor)	6	5	6	3	5	7	6	4	2				44
Auto Theft	0	0	0	0	0	0	0	0	1				1
Burglary	1	2	1	1	1	1	0	1	2				10
Crimes Against Person	5	2	4	3	5	3	3	1	6				32
Crimes Against Property	9	2	6	4	7	5	6	4	5				48
Domestic Violence	13	6	8	9	10	7	6	9	6				74
Drug Offenses	0	0	2	0	0	0	0	0	0				2
DUI	3	3	1	2	1	2	5	9	2				28
Homicide	0	0	0	0	1	0	0	0	0				1
Malicious Mischief	2	2	61	4	2	7	5	1	6				90
Public Order Maintenance	14	15	23	26	24	18	12	16	15				163
Robbery	0	0	0	0	0	0	0	0	0				0
Service Calls	63	79	75	58	58	63	79	65	56				596
Sex Crime Reports	2	0	2	3	1	0	2	1	4				15
Theft	8	12	10	4	12	13	14	10	12				95
Traffic Collisions	13	6	7	14	9	8	17	15	6				95
Traffic Offenses/Complain	27	22	23	22	23	30	33	42	20				242
Vehicle Prowls	5	3	0	3	3	2	2	0	1				19
All Others	10	5	12	9	11	6	5	8	6				72
Non-Reportable Calls	598	465	630	542	545	653	617	727	570				5347
Total Calls	779	631	871	707	718	826	814	915	720	0	0	0	6978



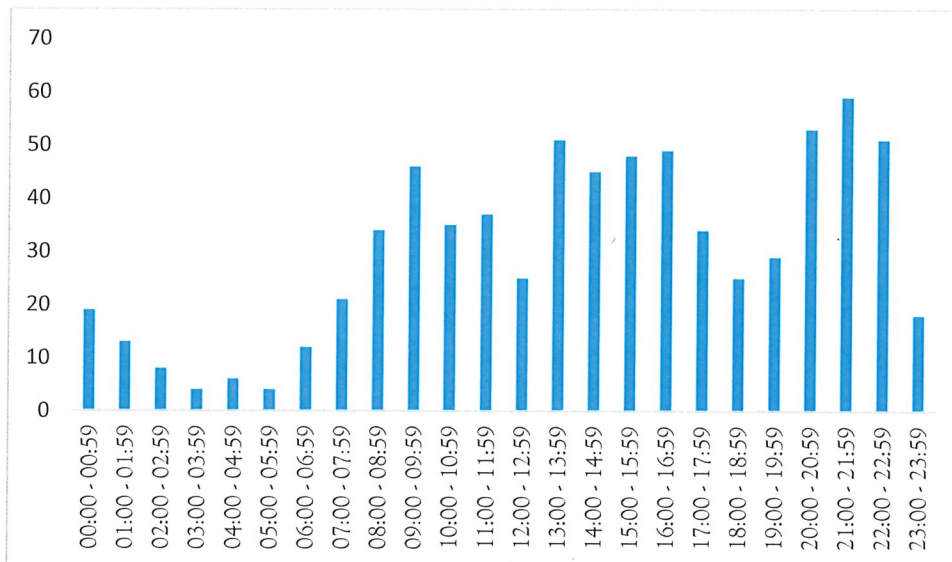
LYNDEN POLICE DEPARTMENT

September 2025

Calls by Day of the Week



Calls by Hour





LYNDEN POLICE DEPARTMENT

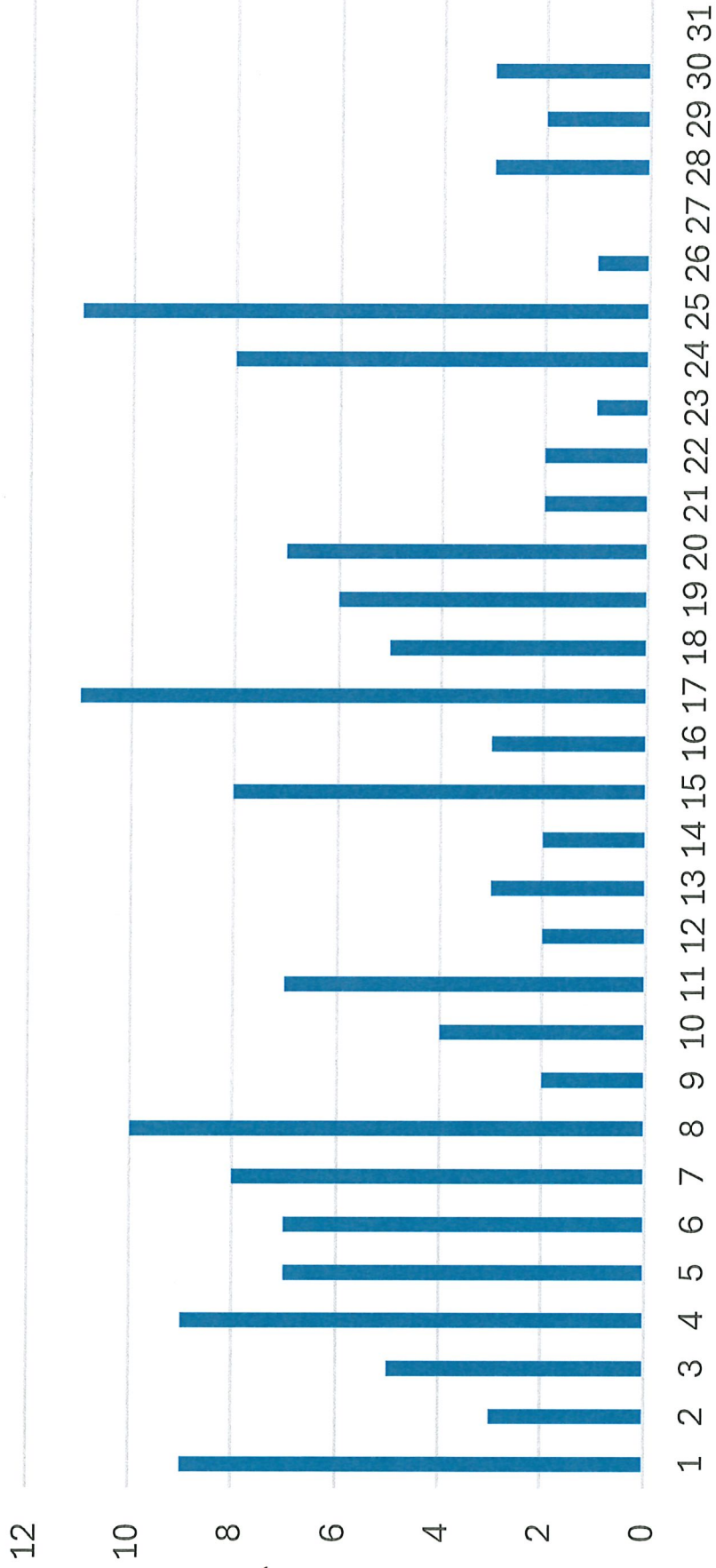
Criminal and Other Activity 2023 - 2025

	January		February		March		April		May		June		July		August		September		October		November		December		TOTALS														
	2023	2024	2023	2024	2023	2024	2023	2024	2023	2024	2023	2024	2023	2024	2023	2024	2023	2024	2023	2024	2023	2024	2023	2024	2025	2023	2024	2025											
Alcohol Offenses	0	0	0	0	0	0	2	0	0	0	0	0	0	1	1	1	0	1	0	0	0	0	0	0	0	0	5	4	3										
Assault (Felony)	0	1	0	3	2	2	0	3	0	2	1	0	0	1	1	1	1	0	0	2	0	0	0	0	0	0	13	10	4										
Assault (Misdemeanor)	9	8	6	4	10	5	8	10	6	14	4	5	6	10	8	6	12	5	4	2	6	6	16	4	11	5	117	74	44										
Auto Theft	0	0	0	2	1	0	1	0	0	0	1	0	0	0	0	0	0	0	0	1	0	1	0	1	0	0	4	5	2										
Burglary (Residential)	2	3	1	0	2	2	0	1	3	1	2	1	0	1	1	1	1	4	5	2	3	2	2	1	3	2	21	21	10										
Crimes Against Person	1	4	5	4	6	2	5	2	4	3	7	3	5	6	5	3	2	3	4	6	3	1	2	2	3	3	41	43	32										
Crimes Against Property	2	6	9	6	14	2	3	4	4	3	7	2	5	5	3	5	4	3	8	5	2	10	3	4	4	41	74	48											
Domestic Violence	5	4	13	10	4	6	6	9	9	7	10	6	16	7	9	6	7	10	11	6	12	9	10	5	8	16	95	106	74										
Drug Offenses	1	2	0	0	1	0	1	0	1	3	0	1	0	0	0	1	0	1	1	0	0	1	1	1	2	1	8	13	2										
DUI	2	3	3	1	6	3	7	3	1	3	1	5	5	2	4	5	4	2	9	1	2	9	7	4	13	3	59	40	28										
Homicide	0	0	0	0	0	0	0	0	0	0	0	0	0	0	0	0	0	0	0	0	0	0	0	0	0	0	0	0	1										
Malicious Mischief	9	2	2	4	6	2	7	17	6	4	6	2	6	3	7	5	6	4	1	4	6	3	2	5	59	2	117	61	90										
Public Order Maintenance	13	23	14	20	19	15	9	18	23	18	12	24	25	14	18	22	16	18	19	15	19	22	12	13	5	12	190	208	163										
Robbery	0	1	0	0	0	0	1	0	0	0	0	0	0	0	0	0	1	0	0	0	0	0	0	0	14	0	17	2	0										
Service Calls	49	52	63	78	54	79	57	100	75	44	95	58	77	64	63	72	65	60	81	56	63	55	40	51	0	52	678	811	596										
Sex Crime Reports	1	2	2	0	1	0	2	3	1	3	2	4	1	4	0	2	2	1	1	4	3	1	1	3	64	1	81	27	15										
Theft	17	8	8	17	10	12	16	5	10	12	14	4	13	10	12	18	10	12	12	12	7	5	13	7	2	13	156	123	95										
Traffic Collisions	15	3	13	4	8	6	8	10	7	10	7	14	10	8	9	5	6	8	7	14	6	11	15	9	24	9	129	116	95										
Traffic Offenses/Complain	20	26	27	22	23	22	25	21	23	13	29	22	21	42	23	23	34	29	42	24	20	30	27	23	12	23	272	320	242										
Vehicle Prowls	2	3	5	0	1	3	2	3	0	0	2	3	1	0	2	0	0	2	1	1	1	2	0	0	33	3	49	18	19										
All Others	4	3	10	10	3	5	5	7	12	14	3	9	6	6	11	7	9	12	13	6	7	13	7	6	0	13	91	103	72										
Non-Reportable Calls	745	593	598	556	516	465	551	586	630	581	579	545	670	483	653	612	624	617	672	666	727	587	569	570	559	556	660	668	7312	6831	5347								
Total Calls	897	747	779	741	687	631	717	798	871	758	688	707	753	767	718	847	661	826	826	821	815	875	863	915	760	775	720	730	729	0	675	642	0	917	832	0	9496	9010	6982



LYNDEN POLICE DEPARTMENT

Traffic Stops per Day - September 2025
Total 151





LYNDEN POLICE DEPARTMENT

Fraud money reported 2025 - \$117,785

