

CITY OF LYNDEN



FINANCE DEPARTMENT
(360) 354 - 2829

Start Date	12/1/2022	December
End Date	12/31/2022	2022

Department	Overtime Pay \$	Doubletime Pay \$	OT- LFD Training \$	OT - Out of Class \$	Holiday Wrkd 1.5x \$	Holiday Wrkd 2x \$	Retro- OT 1.5 \$	Retro- OT 2.0 \$	OPSG/DNR \$	Employee Total Amount
Fire	\$ 32,068.21									\$ 32,068.21
Planning	27.36									27.36
Police	20,044.73				6,121.72	12,382.93			24,048.77	62,598.15
PW Administration										
PW Operations	1,784.69				1,044.64	1,792.00				4,621.33
PW Systems	4,579.72	6,449.92								11,029.64
PW Roadways										
Finance										
Information Technology Service	151.88									151.88
Parks										
Total	\$ 58,656.59	\$ 6,449.92			\$ 7,166.36	\$ 14,174.93			\$ 24,048.77	\$ 110,496.57

Department	Overtime Pay Hours	Doubletime Pay Hours	OT- LFD Training Hours	OT - Out of Class Hours	Holiday Wrkd 1.5x Hours	Holiday Wrkd 2x Hours	Retro- OT 1.5 Hours	Retro- OT 2.0 Hours	OPSG/DNR Hours	Employee Hours Total
Fire	623.50									623.50
Planning	0.50									0.50
Police	280.50				86.00	130.00			324.00	820.50
PW Administration										
PW Operations	27.25				16.00	24.00				67.25
PW Systems	84.00	90.00								174.00
PW Roadways										
Finance										
Information Technology Service	2.00									2.00
Parks										
Total	1,017.75	90.00			102.00	154.00			324.00	1,687.75

CITY OF LYNDEN



FINANCE DEPARTMENT
(360) 354 - 2829

Start Date	1/1/2022	YTD
End Date	12/31/2022	2022

Department	Overtime Pay \$	Doubletime Pay \$	OT- LFD Training \$	OT - Out of Class \$	Holiday Wrkd 1.5x \$	Holiday Wrkd 2x \$	Retro- OT 1.5 \$	Retro- OT 2.0 \$	OPSG/DNR \$	Employee Total Amount
Fire	\$ 202,603.50	\$ 1,356.24		\$ 11,986.51			\$ 91.20			\$ 216,037.45
Planning	759.93						13.28			773.21
Police	205,023.39	3,422.25			21,693.47	38,082.50	26.93		49,698.90	317,947.44
PW Administration	9.96									9.96
PW Operations	9,141.40				2,285.92	3,460.32	345.60	36.00		15,269.24
PW Systems	14,667.79	17,670.36					565.36	627.14		33,530.65
PW Roadways										
Finance	5,351.41						342.19			5,693.60
Information Technology Service	3,391.14						5.94			3,397.08
Parks										
Total	\$ 440,948.52	\$ 22,448.85		\$ 11,986.51	\$ 23,979.39	\$ 41,542.82	\$ 1,390.50	\$ 663.14	\$ 49,698.90	\$ 592,658.63

Department	Overtime Pay Hours	Doubletime Pay Hours	OT- LFD Training Hours	OT - Out of Class Hours	Holiday Wrkd 1.5x Hours	Holiday Wrkd 2x Hours	Retro- OT 1.5 Hours	Retro- OT 2.0 Hours	OPSG/DNR Hours	Employee Hours Total
Fire	4,073.00	24.00		216.50						4,313.50
Planning	14.00									14.00
Police	2,903.50	39.50			328.00	403.00			686.50	4,360.50
PW Administration	0.25									0.25
PW Operations	155.60				40.00	48.00				243.60
PW Systems	275.25	245.50								520.75
PW Roadways										
Finance	110.90									110.90
Information Technology Service	64.00									64.00
Parks										
Total	7,596.50	309.00		216.50	368.00	451.00			686.50	9,627.50

CITY OF LYNDEN

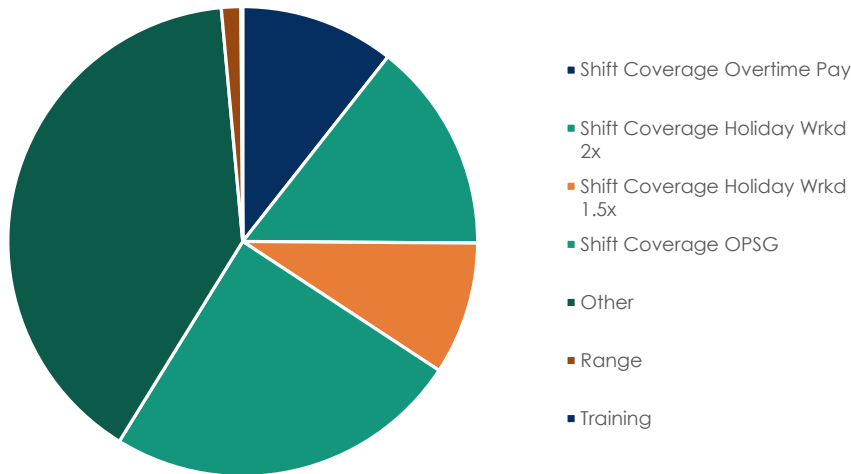
FINANCE DEPARTMENT
(360) 354 - 2829



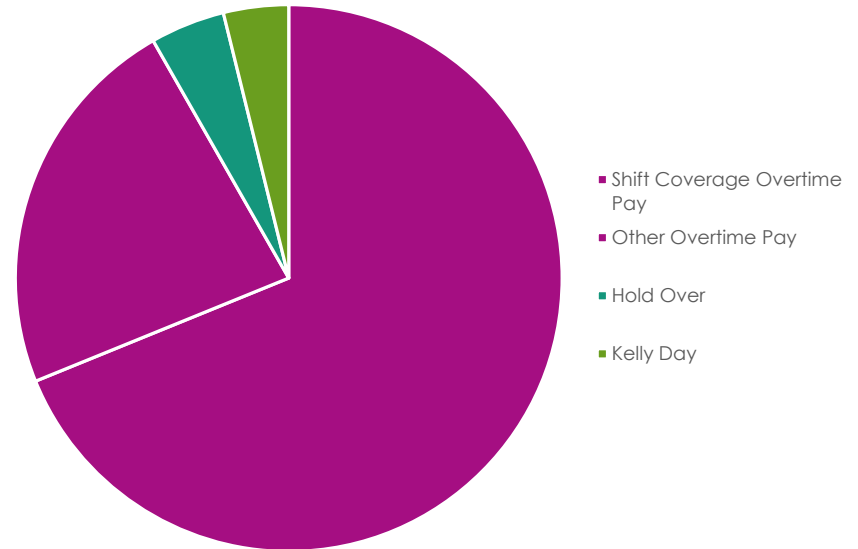
Reason	Overtime Hours	%
Shift Coverage	482.5	58.81%
Overtime Pay	87	10.60%
Holiday Wrkd 2x	119	14.50%
Holiday Wrkd 1.5x	75	9.14%
OPSG	201.5	24.56%
Other	326	39.73%
Range	11	1.34%
Training	1	0.12%
Grand Total	820.5	100.00%

Reason	Overtime Hours	%
Shift Coverage	429.25	68.85%
Overtime Pay	429.25	68.85%
Other	142.75	22.89%
Overtime Pay	142.75	22.89%
Hold Over	27.5	4.41%
Kelly Day	24	3.85%
Grand Total	623.5	100.00%

Police Department Overtime




Fire Department Overtime



CITY OF LYNDEN

FINANCE DEPARTMENT
(360) 354 - 2829



OVERTIME HOURS - PRIOR YEAR COMPARISON

■ 2020 ■ 2021 ■ 2022

