

CITY OF LYNDEN



FINANCE DEPARTMENT
(360) 354 - 2829

City of Lynden Payroll Liability for December 31 thru January 13, 2024

Document No	Current Pay Period Dec 31-Jan 13 2024	Adjustments	Monthly Total
Vendor payments generated by the City of Lynden			
Checks			
Check No			
	General Teamster	\$ 1,054.50	\$ 1,054.50
	Forge Fitness	122.81	122.81
	NFOP-Labor Serice	765.75	765.75
29154	DSHS	50.00	50.00
	Total Checks	\$ 1,993.06	\$ 1,993.06
EFT Payments			
Reference No			
240119113	Dept of Retirement (DRS) LEOFF	\$ 21,520.81	\$ 21,520.81
240119113	Dept of Retirement (DRS) PERS	32,247.80	32,247.80
240119112	TASC FSA	1,813.75	1,813.75
240119113	Dept of Retirement (DCP)	8,993.93	8,993.93
240119114	Nationwide - ACH by City of Lynden	6,589.81	6,589.81
	LEAF (EE Activity Contr)	265.00	265.00
240119115	Garnishment - ACH & Ready Chex	643.56	643.56
240119110	IRS- ACH	79,796.07	79,796.07
240119111	Mission Square	2,768.04	2,768.04
	Homestead Fitness	489.60	489.60
	WA Teamster Welfare Trust		
	AFLAC	1,235.33	1,235.33
	IAFF Local 106	1,070.94	1,070.94
	LPO Association	313.00	313.00
	AWC Employee Benefits Trust	7,968.35	7,968.35
	Total EFT Payments	\$ 165,715.99	\$ 165,715.99
	Total Vendor payments generated by the City of Lynden	\$ 167,709.05	\$ 167,709.05
Other vendor payments			
Quarterly			
Reference No			
	Employment Security	\$ 731.88	\$ 731.88
	PFML Wa Disability	2,806.92	2,806.92
	WA L&I	10,280.05	10,280.05
	Total Quarterly	\$ 13,818.85	\$ 13,818.85
	Total Other vendor payments	\$ 13,818.85	\$ 13,818.85
TOTAL Vendor Payments		\$ 181,527.90	\$ 181,527.90

Employee payroll

Net Pay Direct Deposit	240119000-240119109	\$ 264,952.40
Checks		
Net Pay Direct Deposit - Settlement		-
City of Lynden Manual Checks		
Total Employee payroll		\$ 264,952.40

EFT & Other Liabilities

Non-L&I Liabilities	
Monthly EFT	\$ 432,661.45
Check Liability	
Total Non-L&I Liabilities	\$ 432,661.45
Quarterly Liabilities	
	\$ 13,818.85
Total EFT & Other Liabilities	\$ 446,480.30


Council Approval


Payroll Liability January 19, 2024	\$ 446,480.30
Vendor check adjustments	
EFT Vendor Adjustment	-
Employment Security Adjustments	-
Employment Security PML/PFL Adjustments	-
Labor & Industries Adjustments	-
Total Council Approval	\$ 446,480.30

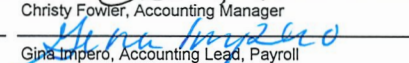
BALANCE FORWARD	\$ 617,537.78
Y. T. D.	\$ 1,064,018.08

I, the undersigned, do hereby certify under penalty of perjury, that the materials have been furnished, the services rendered or the labor performed as described herein, and that the claim is a just, due and unpaid obligation against the City of Lynden, and that I am authorized to authenticate and certify said claim.

Approved for payment
_____, 2023


Anthony Burrows, Finance Director


Christy Fowler, Accounting Manager


Gina Impero, Accounting Lead, Payroll

CITY OF LYNDEN



FINANCE DEPARTMENT
(360) 354 - 2829

City of Lynden Payroll Liability for January 14 thru January 27, 2024

Document No	Current Pay Period Jan 14-27 2024	Adjustments	Monthly Total
Vendor payments generated by the City of Lynden			
Check No	Checks		
29261	General Teamster \$ 1,054.50	\$ 7.00	1,061.50
29258	Forge Fitness 122.81		122.81
29260	NFOP-Labor Serice 765.75		765.75
29257	DSHS 50.00		50.00
	Total Checks \$ 1,993.06	\$ -	\$ 2,000.06
Reference No	EFT Payments		
240202115	Dept of Retirement (DRS) LEOFF \$ 21,908.54	\$	21,908.54
240202115	Dept of Retirement (DRS) PERS 31,188.89		31,188.89
240202113	TASC FSA 1,756.06		1,756.06
240202115	Dept of Retirement (DCP) 8,533.53		8,533.53
240202112	Nationwide - ACH by City of Lynden 6,229.13		6,229.13
240202114	LEAF (EE Activity Contr) 258.50		258.50
240202114	Garnishment - ACH & Ready Chex 643.56		643.56
240202108	IRS- ACH 77,511.99		77,511.99
240202111	Mission Square 2,757.61		2,757.61
29259	Homestead Fitness 554.88		554.88
	WA Teamster Welfare Trust		
240202105	AFLAC 1,235.32		1,235.32
240202107	IAFF Local 106 1,070.94		1,070.94
240202110	LPO Association 313.00		313.00
240202106	AWC Employee Benefits Trust 171,866.88		171,866.88
	Total EFT Payments \$ 325,828.83	\$ -	\$ 325,828.83
	Total Vendor payments generated by the City of Lynden \$ 327,821.89	\$ -	\$ 327,828.89
Reference No	Other vendor payments		
	Quarterly		
	Employment Security \$ 701.49	\$ -	701.49
	PFML Wa Disability 2,712.65		2,712.65
	WA L&I 10,030.13		10,030.13
	Total Quarterly \$ 13,444.27	\$ -	\$ 13,444.27
	Total Other vendor payments \$ 13,444.27	\$ -	\$ 13,444.27
TOTAL Vendor Payments \$ 341,266.16		\$ -	\$ 341,273.16

Employee payroll

Net Pay Direct Deposit	\$ 262,587.29
Checks	
Net Pay Direct Deposit - Settlement	-
City of Lynden Manual Checks	
Total Employee payroll	\$ 262,587.29

EFT & Other Liabilities

Non-L&I Liabilities	
Monthly EFT	\$ 590,416.18
Check Liability	
Total Non-L&I Liabilities	\$ 590,416.18
Quarterly Liabilities	\$ 13,444.27
Total EFT & Other Liabilities	\$ 603,860.45

Council Approval

Payroll Liability February 02, 2024	\$ 603,853.45
Vendor check adjustments	
EFT Vendor Adjustment	-
Employment Security Adjustments	-
Employment Security PML/PFL Adjustments	-
Labor & Industries Adjustments	-
Total Council Approval	\$ 603,853.45

BALANCE FORWARD \$ 1,063,944.21
Y. T. D. \$ 1,667,797.66

I, the undersigned, do hereby certify under penalty of perjury, that the materials have been furnished, the services rendered or the labor performed as described herein, and that the claim is a just, due and unpaid obligation against the City of Lynden, and that I am authorized to authenticate and certify said claim.

Approved for payment
_____, 2024

Anthony Burrows
Anthony Burrows, Finance Director

Christy Fowler
Christy Fowler, Accounting Manager

Gina Impero
Gina Impero, Accounting Lead, Payroll