



LYNDEN POLICE DEPARTMENT

Criminal and Other Activity

Top 11

November 2025 - January 2026

	November	December	January
Assault	4	5	7
Burglary	0	1	2
Crimes Against Person	1	2	0
Domestic Violence	2	8	8
Drug Offenses	1	1	2
DUI	2	4	3
Homicide	0	0	0
Sex Crime Reports	0	1	1
Theft	4	7	11
Traffic Collisions	10	19	13
Vehicle Prowls	1	0	1
Other Reportable Calls	94	81	112
Non-Reportable Calls	477	499	484



LYNDEN POLICE DEPARTMENT

Criminal and Other Activity

2024 - 2026

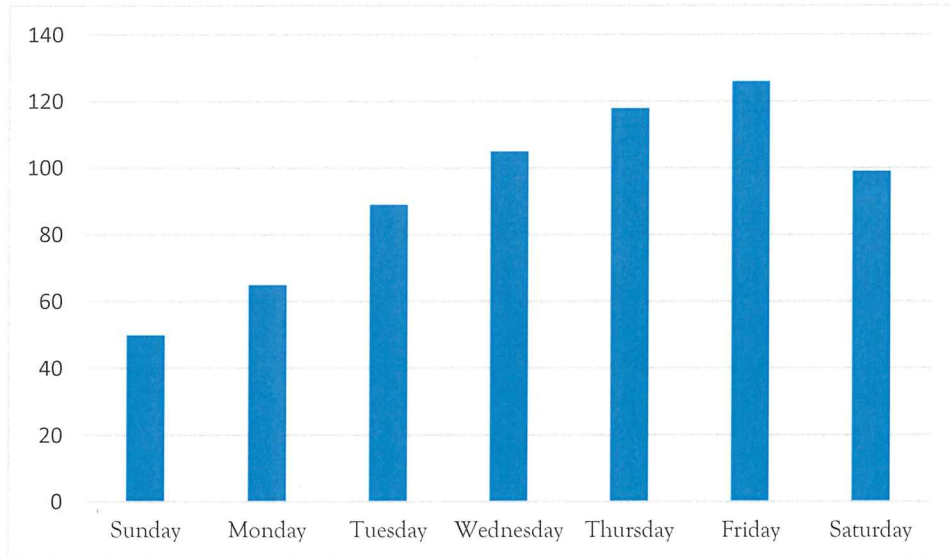
	January		February		March		April		May		June		July		August		September		October		November		December		TOTALS								
	2024	2025	2024	2025	2024	2025	2024	2025	2024	2025	2024	2025	2024	2025	2024	2025	2024	2025	2024	2025	2024	2025	2024	2025	2024	2025	2024	2025	2026				
Alcohol Offenses	0	0	0	0	0	0	0	0	0	0	0	1	1	1	1	0	2	1	0	0	0	0	0	0	2	0	4	4	0				
Assault (Felony)	1	0	3	2	1	0	3	0	1	0	0	0	1	1	1	1	1	0	1	0	0	0	2	0	1	10	8	3					
Assault (Misdemeanor)	8	6	4	10	5	10	6	5	4	5	5	7	8	6	5	4	5	4	2	6	6	4	2	5	4	74	56	4					
Auto Theft	0	0	0	1	0	0	0	0	1	0	1	0	0	0	0	0	0	0	1	1	1	1	0	0	0	5	3	0					
Burglary (Residential)	3	1	2	2	0	1	1	1	2	1	1	1	1	0	1	1	5	2	5	2	2	0	1	0	2	1	21	11	2				
Crimes Against Person	4	5	0	6	2	2	4	5	3	3	6	3	5	3	2	2	4	6	1	0	2	1	2	1	3	2	43	35	0				
Crimes Against Property	6	9	6	14	2	4	6	4	7	8	5	5	3	6	5	4	8	6	10	4	4	4	6	4	2	74	62	6					
Domestic Violence	4	13	8	4	6	7	8	9	10	10	16	7	8	6	7	9	11	6	9	6	5	2	16	8	106	90	8						
Drug Offenses	2	0	2	1	0	1	2	1	0	3	0	1	0	0	0	0	1	0	1	2	1	1	1	1	1	13	6	2					
DUI	3	3	3	6	3	3	1	2	2	3	1	5	2	6	5	2	2	2	2	1	0	4	2	3	4	40	34	3					
Homicide	0	0	0	0	0	0	0	0	0	0	0	0	0	0	0	0	0	0	0	0	0	0	0	0	0	0	0	0					
Malicious Mischief	2	2	2	6	2	17	6	4	2	2	3	7	7	5	4	2	4	6	3	3	3	5	2	2	0	61	96	2					
Public Order Maintenance	23	14	13	19	15	18	23	13	26	18	14	18	15	12	22	16	19	16	22	15	13	17	12	12	12	208	208	13					
Robbery	1	0	0	0	0	0	0	0	0	0	0	0	0	0	1	0	0	0	0	0	0	0	0	0	0	2	0	0					
Service Calls	52	63	64	54	79	100	75	95	59	62	57	64	63	73	79	72	65	81	60	55	54	51	40	52	48	811	742	64					
Sex Crime Reports	2	2	1	1	0	3	2	1	4	4	1	4	1	2	3	1	1	4	3	1	1	3	0	1	1	27	19	1					
Theft	8	8	11	10	12	5	10	14	4	10	13	10	13	11	13	18	10	12	13	5	9	7	7	13	7	123	119	11					
Traffic Collisions	3	13	13	8	6	10	7	7	14	8	9	6	8	19	17	12	15	14	7	11	11	9	11	9	19	116	137	13					
Traffic Offenses/Complain	26	27	20	23	22	21	23	29	22	42	23	28	30	24	33	29	42	22	20	30	19	23	21	23	17	320	299	20					
Vehicle Prowls	3	5	1	1	3	3	0	2	3	2	3	0	2	1	2	0	0	1	1	2	2	0	1	3	0	18	22	1					
All Others	3	10	7	3	5	7	12	3	9	6	11	9	6	12	5	15	8	13	6	13	10	6	8	13	2	103	92	7					
Non-Reportable Calls	593	598	484	516	465	586	630	488	540	579	545	483	653	624	617	666	725	569	568	556	518	503	476	668	499	6831	6834	484					
Total Calls	747	779	644	687	631	0	798	871	0	767	719	0	661	827	0	821	815	0	863	915	0	775	726	0	729	661	0	832	628	0	9010	8877	644



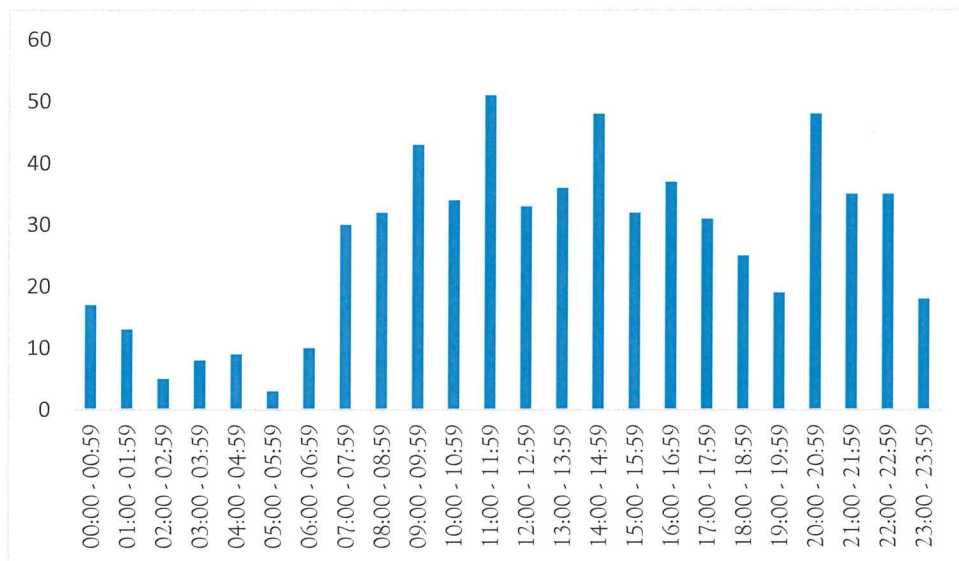
LYNDEN POLICE DEPARTMENT

January 2026

Calls by Day of the Week



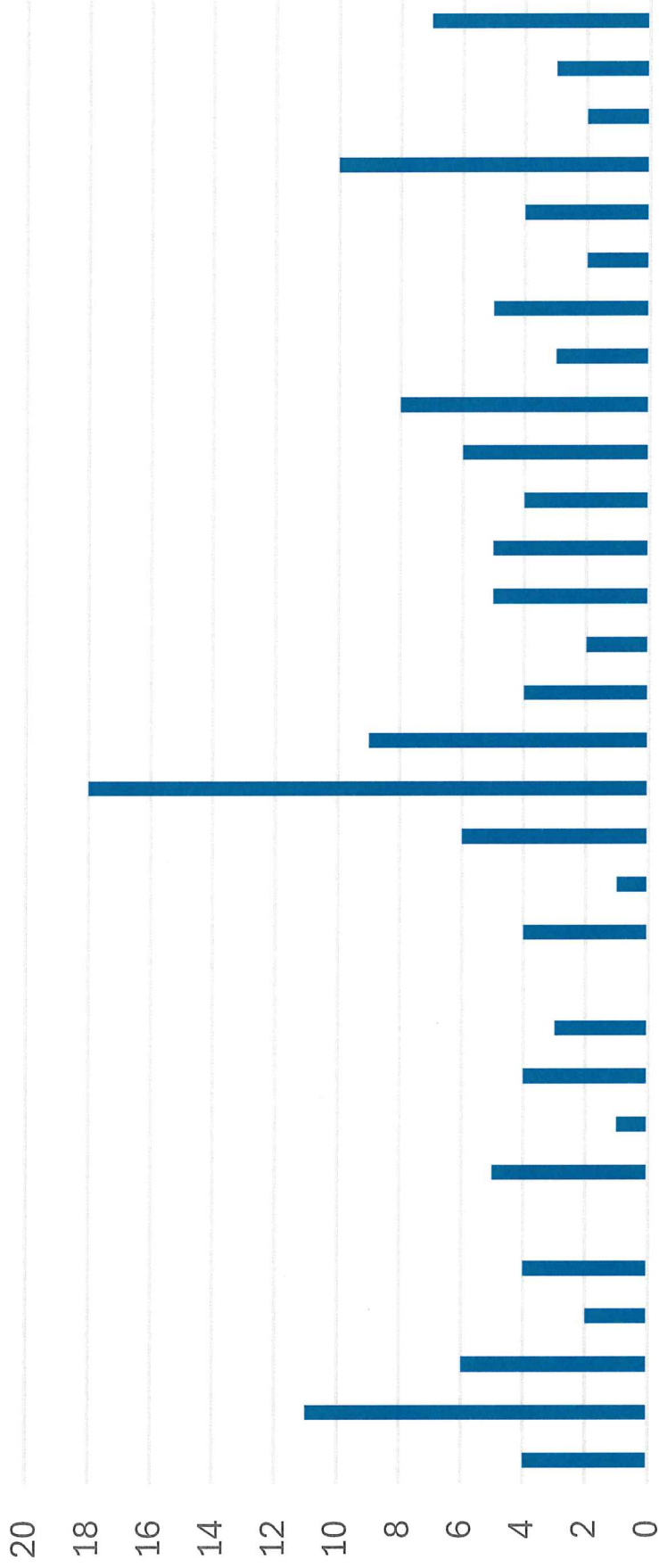
Calls by Hour





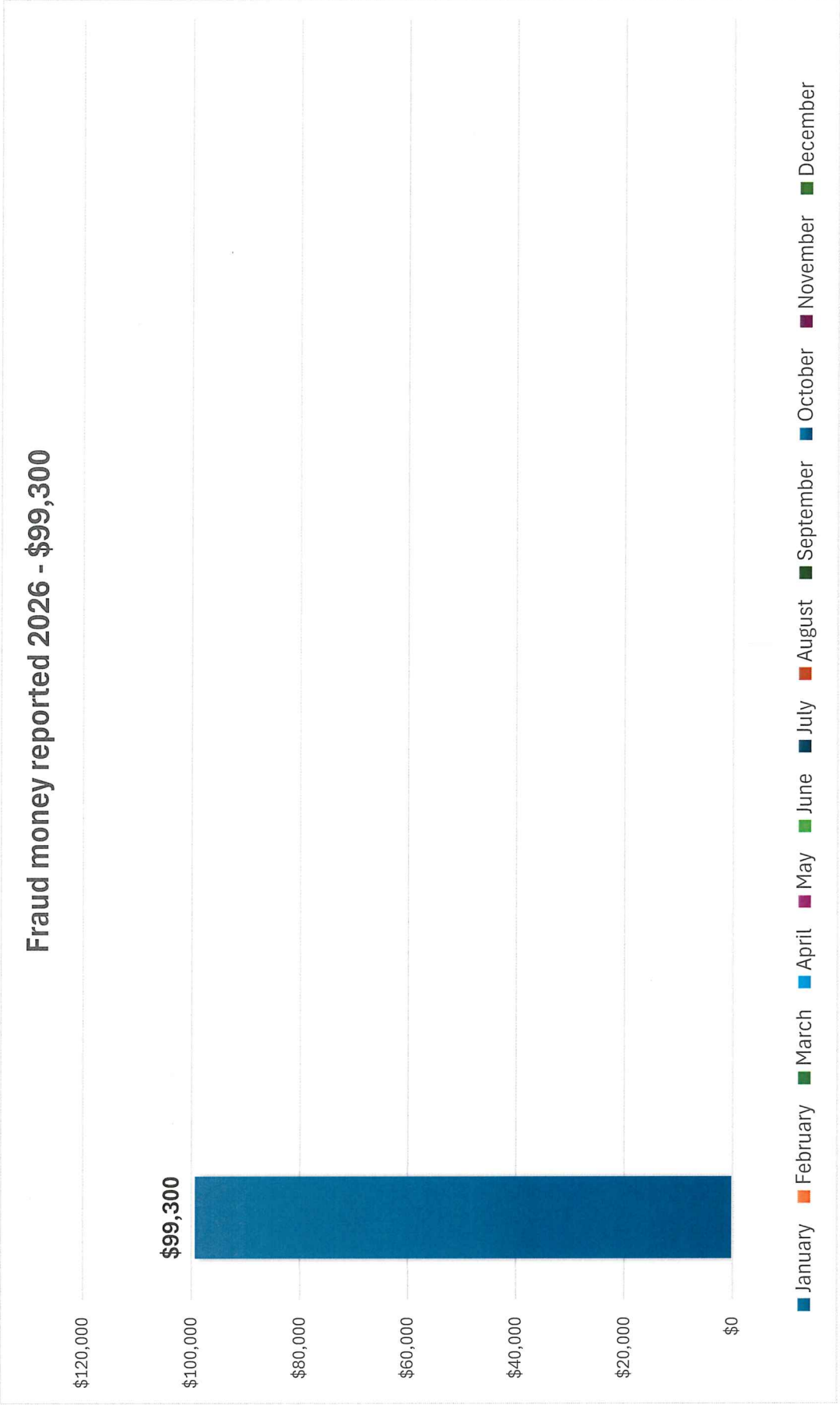
LYNDEN POLICE DEPARTMENT

Traffic Stops per Day - January 2026
Total 148





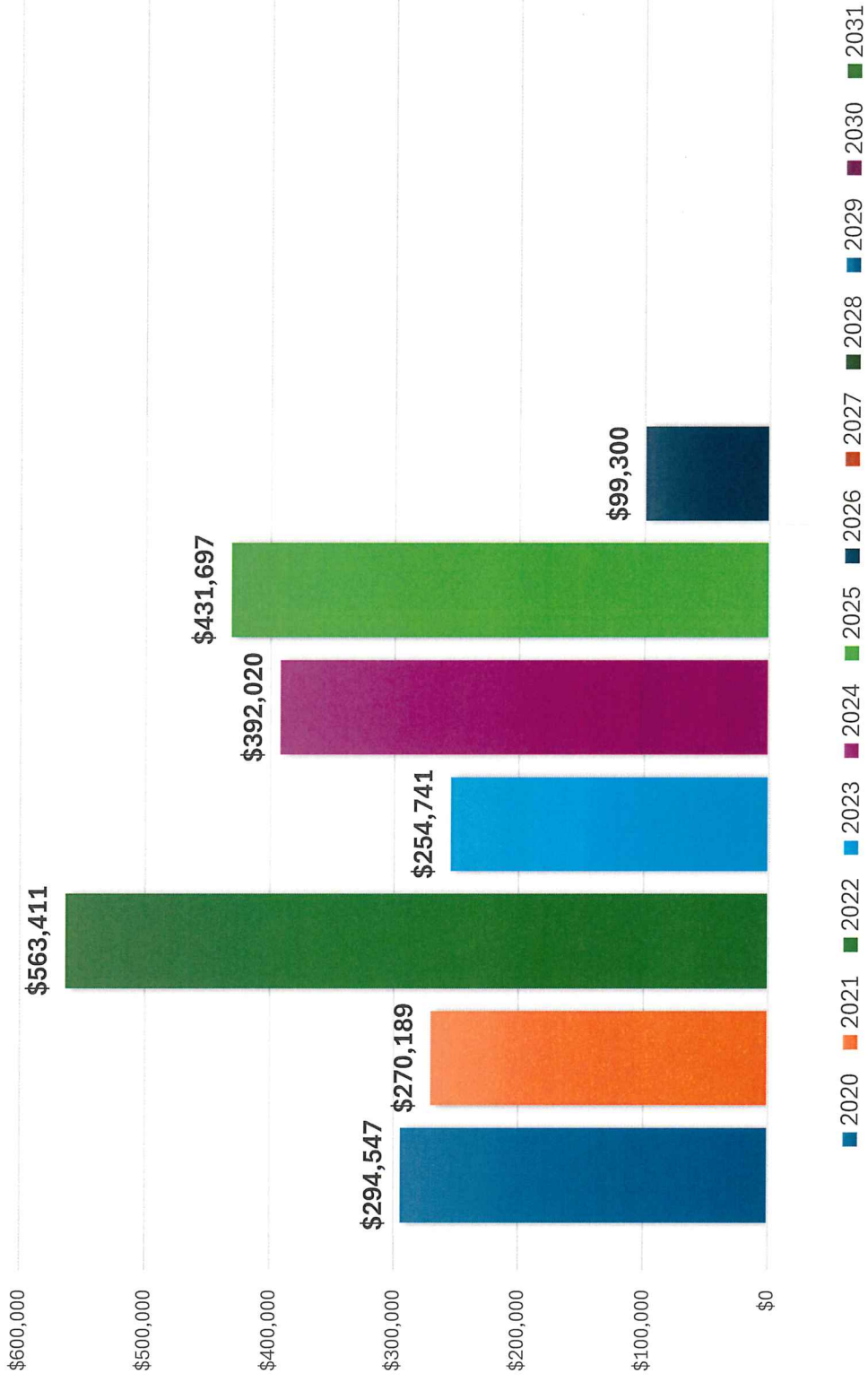
LYNDEN POLICE DEPARTMENT





LYNDEN POLICE DEPARTMENT

Annual Fraud Report



- Records Requests – **733**, up from 574 in 2024
- Number of individuals fingerprinted – **217**
- Number of CPLs issued – **243**
- Protection Orders entered – **85**
- Warrants for arrest entered – **256**