

LYNDEN POLICE DEPARTMENT

Criminal and Other Activity

Top 11

October 2025 - December 2025

	October	November	December
Assault	5	4	5
Burglary	0	0	1
Crimes Against Person	0	1	2
Domestic Violence	6	2	8
Drug Offenses	2	1	1
DUI	0	2	4
Homicide	0	0	0
Sex Crime Reports	2	0	1
Theft	8	4	7
Traffic Collisions	10	10	19
Vehicle Prowls	2	1	0
Other Reportable Calls	104	94	81
Non-Reportable Calls	521	477	499



LYNDEN POLICE DEPARTMENT

Criminal and Other Activity

2025

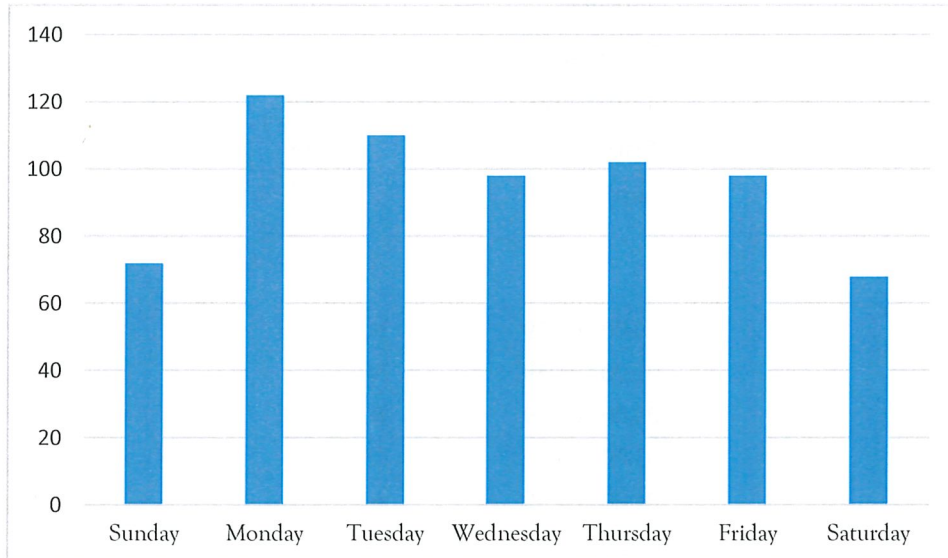
	<i>Jan</i>	<i>Feb</i>	<i>Mar</i>	<i>Apr</i>	<i>May</i>	<i>Jun</i>	<i>Jul</i>	<i>Aug</i>	<i>Sep</i>	<i>Oct</i>	<i>Nov</i>	<i>Dec</i>	<i>Totals</i>
Alcohol Offenses	0	0	0	0	0	1	1	2	0	0	0	0	4
Assault (Felony)	0	2	0	0	0	0	1	1	1	0	2	1	8
Assault (Misdemeanor)	6	5	6	3	5	7	6	4	2	6	2	4	56
Auto Theft	0	0	0	0	0	0	1	0	1	1	0	0	3
Burglary	1	2	1	1	1	1	0	1	2	0	0	1	11
Crimes Against Person	5	2	4	3	5	3	3	1	6	0	1	2	35
Crimes Against Property	9	2	6	4	8	5	6	4	6	4	6	2	62
Domestic Violence	13	6	8	9	10	7	6	9	6	6	2	8	90
Drug Offenses	0	0	2	0	0	0	0	0	0	2	1	1	6
DUI	3	3	1	2	1	2	5	9	2	0	2	4	34
Homicide	0	0	0	0	1	0	0	0	0	0	0	0	1
Malicious Mischief	2	2	61	4	2	7	5	2	6	3	2	0	96
Public Order Maintenance	14	15	23	26	24	18	12	16	16	15	17	12	208
Service Calls	63	79	75	59	57	63	79	65	60	54	40	48	742
Sex Crime Reports	2	0	2	4	1	1	3	1	3	1	0	1	19
Theft	8	12	10	4	13	13	13	10	13	9	7	7	119
Traffic Collisions	13	6	7	14	9	8	17	15	7	11	11	19	137
Traffic Offenses/Complain	27	22	23	22	23	30	33	42	20	19	21	17	299
Vehicle Prowls	5	3	0	3	3	2	2	0	1	2	1	0	22
All Others	10	5	12	9	11	6	5	8	6	10	8	2	92
Non-Reportable Calls	598	465	630	540	545	653	617	725	568	518	476	499	6834
Total Calls	779	631	871	707	719	827	815	915	726	661	599	628	8874



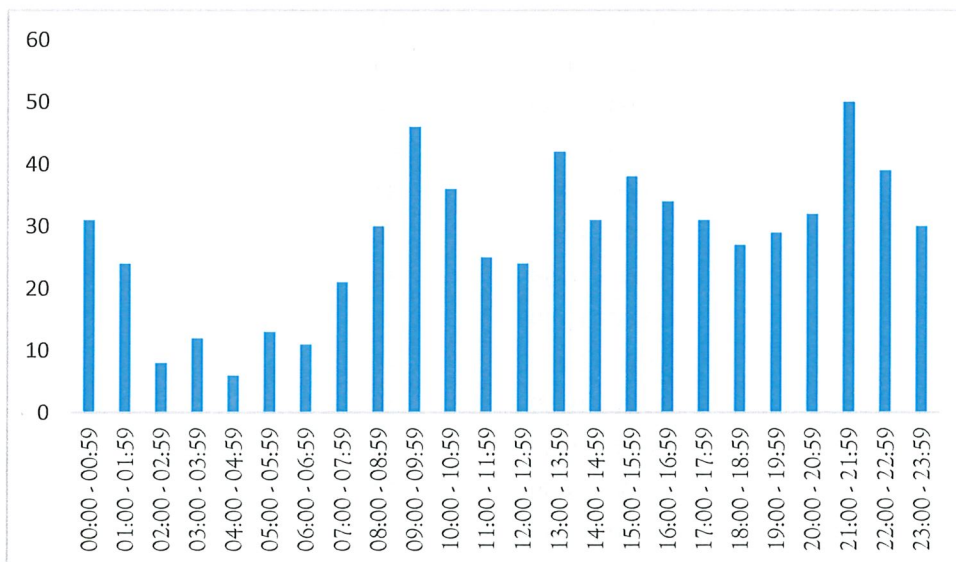
LYNDEN POLICE DEPARTMENT

December 2025

Calls by Day of the Week



Calls by Hour





LYNDEN POLICE DEPARTMENT

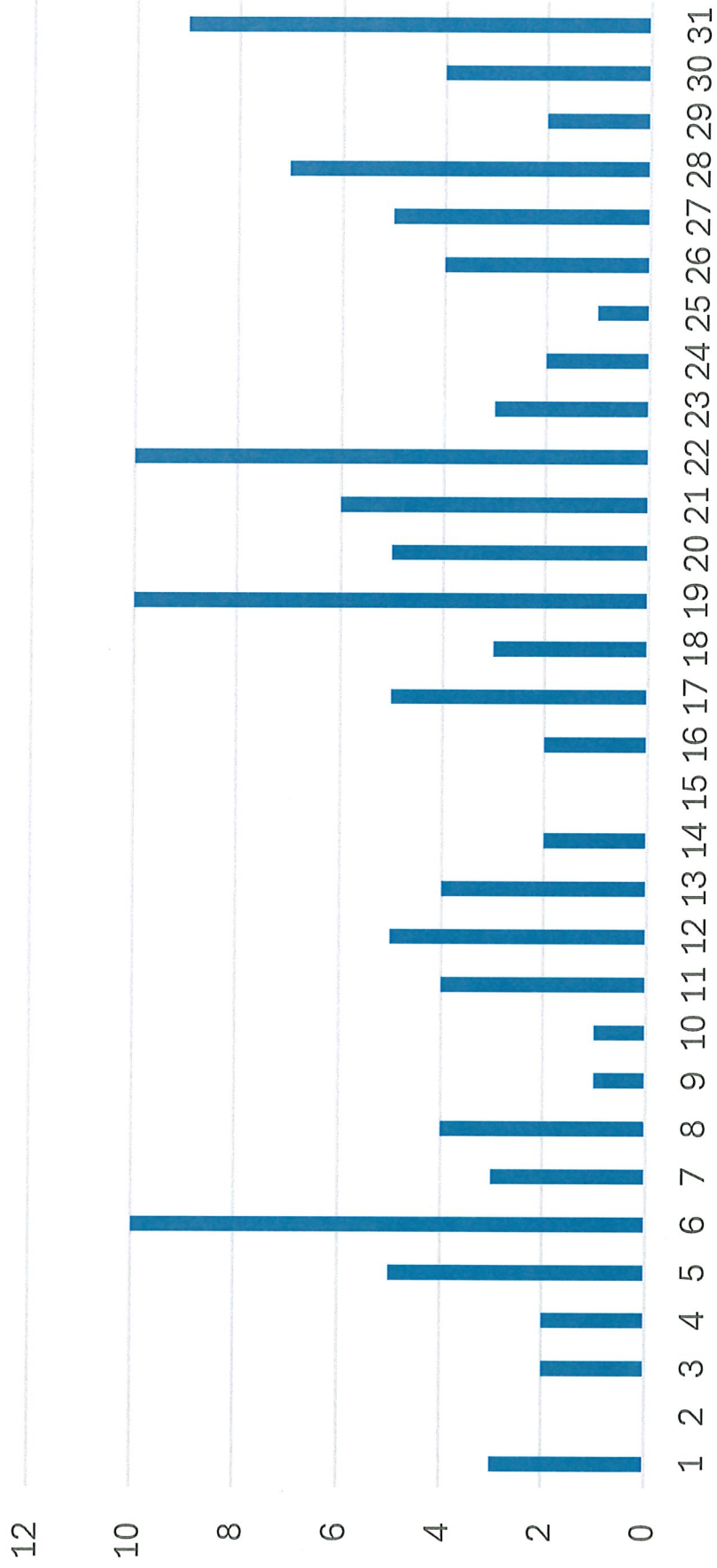
Criminal and Other Activity 2023 - 2025

	January		February		March		April		May		June		July		August		September		October		November		December		TOTALS													
	2023	2024	2023	2024	2023	2024	2023	2024	2023	2024	2023	2024	2023	2024	2023	2024	2023	2024	2023	2024	2023	2024	2023	2024	2023	2024	2025											
Alcohol Offenses	0	0	0	0	0	0	0	0	0	0	0	0	0	0	0	0	0	0	0	0	0	0	0	0	0	0	0	0										
Assault (Felony)	0	1	0	3	2	2	3	1	0	0	0	0	0	1	1	1	1	0	1	2	0	0	2	0	0	1	13	10										
Assault (Misdemeanor)	9	8	6	4	10	5	8	10	6	12	5	3	14	4	5	6	5	7	10	8	6	16	4	2	11	5	4	117	74									
Auto Theft	0	0	0	2	1	0	1	0	0	1	0	0	1	0	0	0	0	0	0	1	0	1	0	0	0	0	0	4	5									
Burglary (Residential)	2	3	1	0	2	2	0	0	1	3	1	1	2	2	1	1	1	4	5	2	3	2	0	2	1	0	3	2	1	21								
Crimes Against Person	1	4	5	4	6	2	5	2	4	3	5	1	6	3	2	1	3	4	6	3	1	0	2	2	1	3	3	2	41									
Crimes Against Property	2	6	9	6	14	2	3	4	6	3	4	3	7	8	5	4	3	8	6	2	10	4	3	4	6	4	2	41										
Domestic Violence	5	4	13	10	4	6	6	7	8	6	9	7	10	10	6	7	9	10	11	6	12	9	6	10	5	2	8	16	8	95								
Drug Offenses	1	2	0	0	1	0	1	1	2	0	1	1	3	0	0	1	0	1	1	0	0	1	2	1	1	1	1	1	8									
DUI	2	3	3	1	6	3	7	3	1	5	2	1	3	1	5	2	4	6	5	4	2	9	1	2	2	9	1	0	7	4	2	13						
Homicide	0	0	0	0	0	0	0	0	0	0	0	0	0	0	0	0	0	0	0	0	0	0	0	0	0	0	0	0	0	0	0							
Malicious Mischief	9	2	2	4	6	2	7	17	6	6	4	6	2	2	6	3	7	5	6	4	2	4	4	6	3	3	3	2	5	2	59							
Public Order Maintenance	13	23	14	20	19	15	9	18	23	18	13	26	12	18	24	25	14	18	19	16	19	22	15	12	13	17	5	12	12	190								
Robbery	0	1	0	0	0	0	1	0	0	0	0	0	0	0	0	0	1	0	0	0	0	0	0	0	0	0	0	0	14	0	17							
Service Calls	49	52	63	78	54	79	57	100	75	44	95	59	62	57	77	64	63	91	73	79	62	72	65	60	81	60	63	55	54	40	51	40	52					
Sex Crime Reports	1	2	2	0	1	0	2	3	1	4	2	4	1	1	4	1	4	3	1	1	4	3	3	1	1	1	3	0	64	1	1	81						
Theft	17	8	8	17	10	12	16	5	10	12	14	4	13	10	13	12	10	13	11	13	22	18	10	12	12	13	7	5	9	13	7	2	13					
Traffic Collisions	15	3	13	4	8	6	8	10	7	10	7	14	10	8	9	5	6	8	9	19	17	11	12	15	7	14	7	11	11	15	9	11	24					
Traffic Offenses/Complain	20	26	27	22	23	22	25	21	23	13	29	22	21	42	23	28	30	31	24	33	34	29	42	24	22	20	30	19	27	23	21	12	23					
Vehicle Prowls	2	3	5	0	1	3	2	3	0	0	2	3	6	2	3	1	0	2	1	1	1	2	1	1	1	2	2	0	0	1	33	3	0					
All Others	4	3	10	10	3	5	5	7	12	14	3	9	6	6	11	7	9	6	5	12	5	14	15	8	12	13	6	7	13	10	7	6	8					
Non-Reportable Calls	745	593	598	556	516	465	551	586	630	602	488	540	581	579	545	670	483	653	612	624	617	672	666	725	587	569	568	559	556	518	517	503	476	660				
Total Calls	897	747	779	741	687	631	717	798	871	758	688	707	753	767	719	847	661	827	826	821	815	875	863	915	760	775	726	730	729	661	675	642	599	917	832	628	9496	9010



LYNDEN POLICE DEPARTMENT

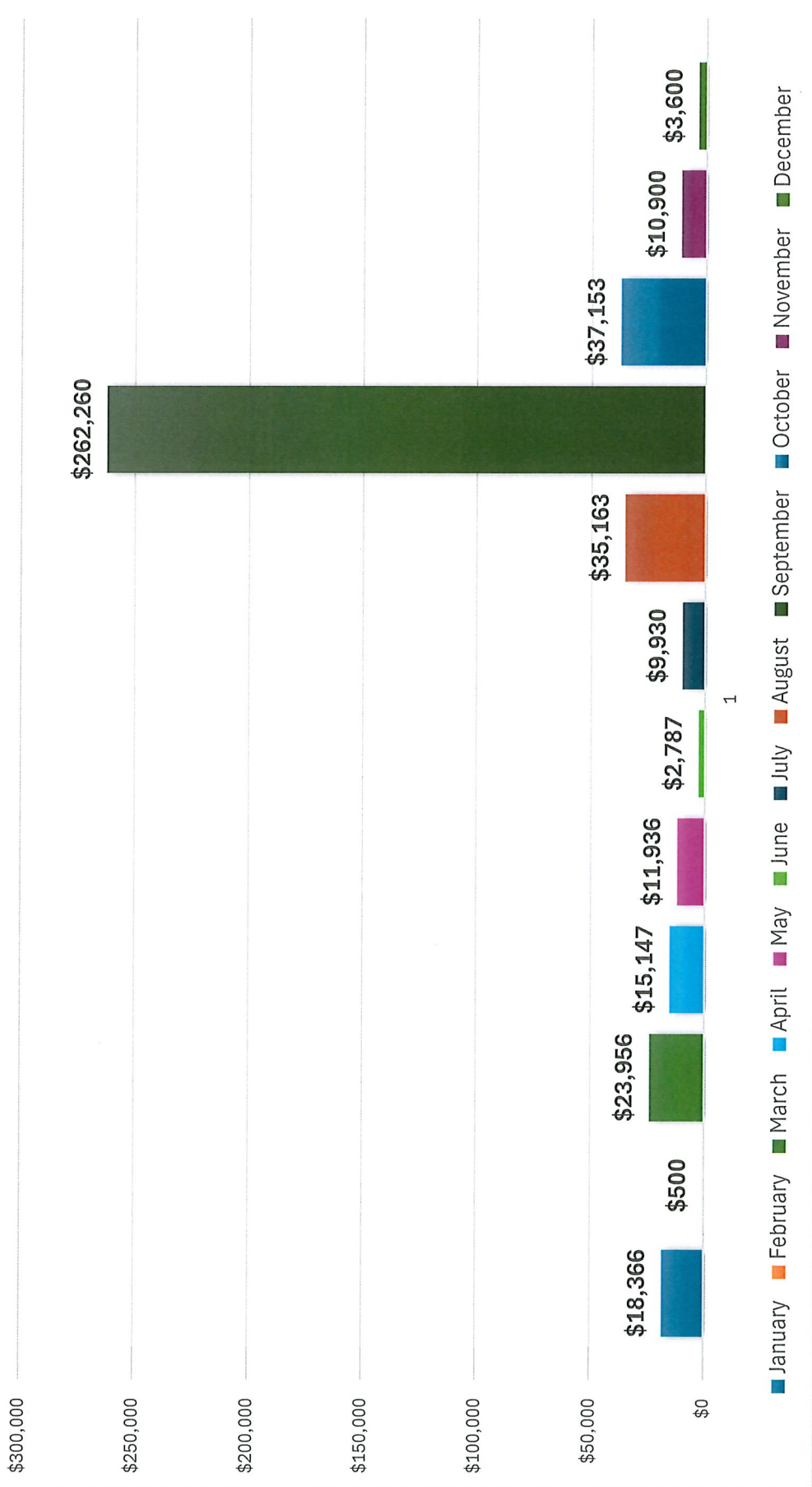
Traffic Stops per Day - December 2025
Total 124





LYNDEN POLICE DEPARTMENT

Fraud money reported 2025 - \$431,698



-
- Records Requests – **733**, up from 574 in 2024
 - Number of individuals fingerprinted – **217**
 - Number of CPLs issued – **235**
 - Protection Orders entered – **85**
 - Warrants for arrest entered – **256**