



# LYNDEN POLICE DEPARTMENT

## *Criminal and Other Activity*

### Top 10

December 2025 - February 2026

	December	January	February
Assault	5	7	2
Burglary	1	2	0
Crimes Against Person	2	0	1
Domestic Violence	8	8	5
Drug Offenses	1	2	1
DUI	4	3	7
Sex Crime Reports	1	1	2
Theft	7	11	4
Traffic Collisions	19	13	10
Vehicle Prowls	0	1	1
Other Reportable Calls	81	112	117
Non-Reportable Calls	499	484	498





# LYNDEN POLICE DEPARTMENT

## Criminal and Other Activity 2024 - 2026

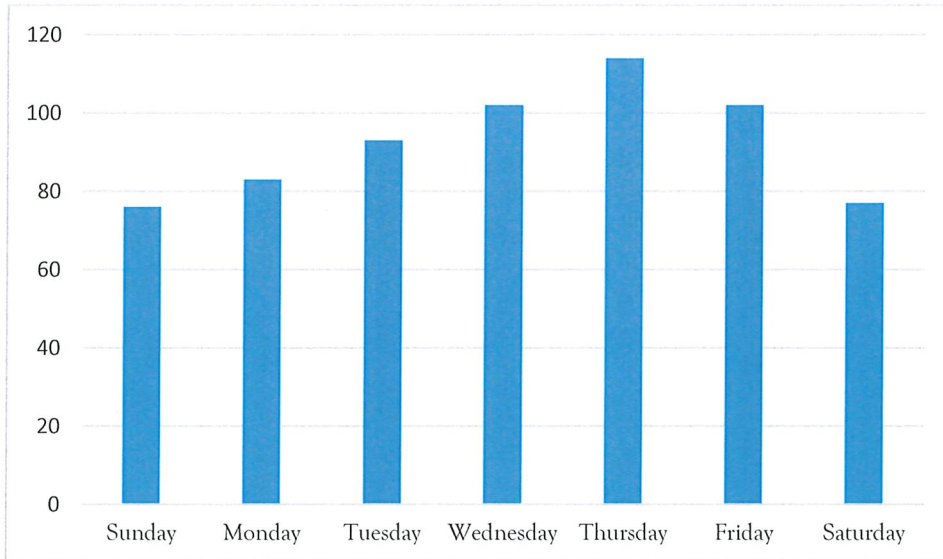
	January		February		March		April		May		June		July		August		September		October		November		December		TOTALS			
	2024	2025	2024	2025	2024	2025	2024	2025	2024	2025	2024	2025	2024	2025	2024	2025	2024	2025	2024	2025	2024	2025	2024	2025	2024	2025	2024	2025
Alcohol Offenses	0	0	0	0	0	0	0	0	0	0	0	0	1	1	0	2	1	0	0	0	0	0	0	2	0	4	4	0
Assault (Felony)	1	0	3	2	2	1	0	3	0	1	0	0	1	1	1	1	0	1	0	0	0	0	2	0	1	10	8	5
Assault (Misdemeanor)	8	6	4	10	5	0	10	6	5	4	5	7	8	6	5	4	4	2	6	6	4	4	2	5	4	74	56	4
Auto Theft	0	0	0	1	0	0	0	0	0	1	0	1	0	0	0	0	0	1	1	1	1	1	0	0	0	5	3	0
Burglary (Residential)	3	1	2	2	2	0	0	1	1	2	1	1	1	0	1	1	5	2	2	0	2	1	0	2	1	21	11	2
Crimes Against Person	4	5	0	6	2	1	2	4	5	3	5	6	3	5	3	2	4	6	1	0	2	1	2	3	2	43	35	1
Crimes Against Property	6	9	6	14	2	6	4	6	4	7	8	5	3	6	5	4	8	6	10	4	4	6	4	4	2	74	62	12
Domestic Violence	4	13	8	4	6	5	7	8	9	10	10	16	7	8	6	7	9	11	6	9	6	5	2	16	8	106	90	13
Drug Offenses	2	0	2	1	0	1	1	2	1	3	0	1	0	0	0	0	0	1	0	1	2	1	1	1	1	13	6	3
DUI	3	3	3	6	3	7	3	1	2	3	1	5	2	6	5	2	9	2	2	1	0	4	2	3	4	40	34	10
Homicide	0	0	0	0	0	0	0	0	0	0	1	0	0	0	0	0	0	0	0	0	0	0	0	0	0	0	0	0
Malicious Mischief	2	2	2	6	2	3	17	61	6	4	2	3	7	7	5	4	2	4	6	3	3	5	2	2	0	61	96	5
Public Order/Maintenance	23	14	13	19	15	9	18	23	13	26	18	14	18	15	12	22	16	19	16	22	15	13	17	12	12	208	208	22
Robbery	1	0	0	0	0	0	0	0	0	0	0	0	0	0	0	1	0	0	0	0	0	0	0	0	0	2	0	0
Service Calls	52	63	64	54	79	63	100	75	95	59	62	63	73	79	72	65	81	60	55	54	51	40	52	48	811	742	127	
Sex Crime Reports	2	2	1	1	0	2	3	2	1	4	4	1	4	2	3	1	1	4	3	1	1	3	0	1	1	27	19	3
Theft	8	8	11	10	12	4	5	10	14	4	10	13	11	13	18	10	12	13	5	9	7	7	13	7	123	119	15	
Traffic Collisions	3	13	13	8	6	10	10	7	7	14	8	6	8	19	17	12	15	14	7	11	11	9	11	9	19	116	137	23
Traffic Offenses/Complain	26	27	20	23	22	26	21	23	29	22	42	30	24	33	29	42	22	20	30	19	23	21	23	17	320	299	46	
Vehicle Prowls	3	5	1	1	3	1	3	0	2	3	2	0	2	1	0	0	1	1	2	2	2	0	1	3	0	18	22	2
All Others	3	10	7	3	5	10	7	12	3	9	6	11	9	12	5	15	8	13	6	13	10	6	8	13	2	103	92	17
Non-Reportable Calls	593	598	484	516	465	498	586	630	488	540	483	653	624	617	666	725	569	568	556	518	503	476	668	499	6831	6834	982	
<b>Total Calls</b>	<b>747</b>	<b>779</b>	<b>644</b>	<b>687</b>	<b>631</b>	<b>648</b>	<b>798</b>	<b>871</b>	<b>688</b>	<b>707</b>	<b>661</b>	<b>827</b>	<b>821</b>	<b>815</b>	<b>863</b>	<b>915</b>	<b>775</b>	<b>726</b>	<b>729</b>	<b>661</b>	<b>642</b>	<b>599</b>	<b>832</b>	<b>628</b>	<b>9010</b>	<b>8877</b>	<b>1292</b>	



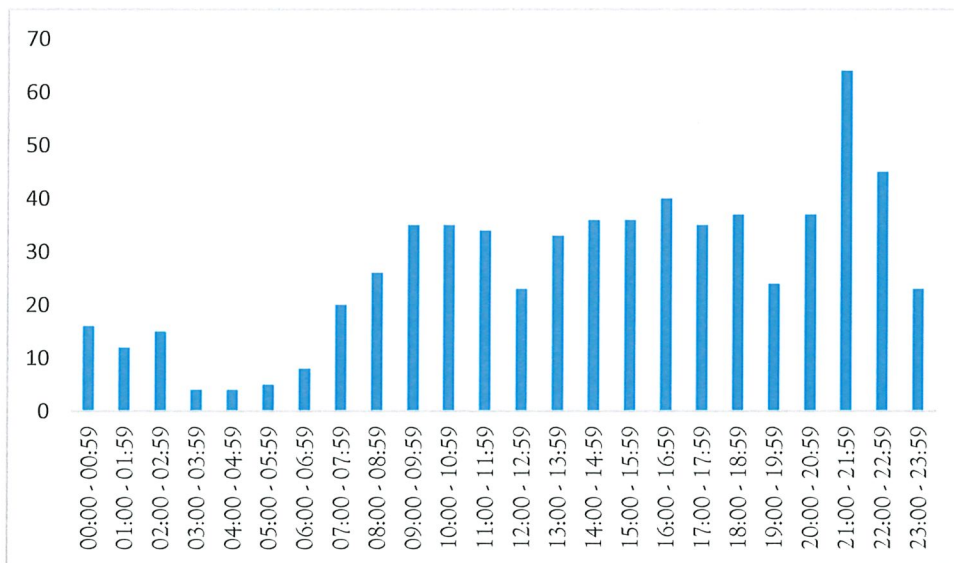
# LYNDEN POLICE DEPARTMENT

February 2026

### Calls by Day of the Week



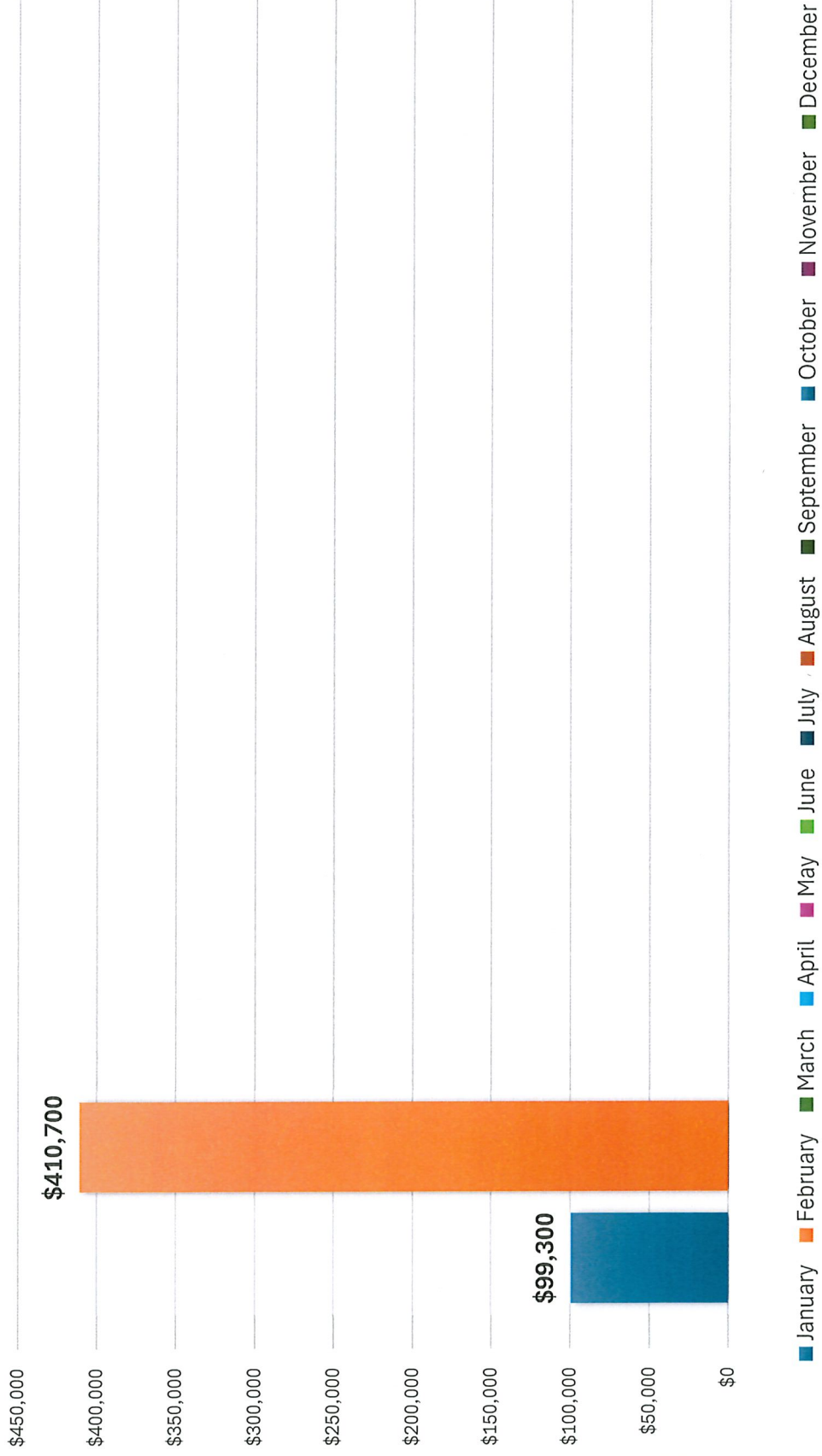
### Calls by Hour





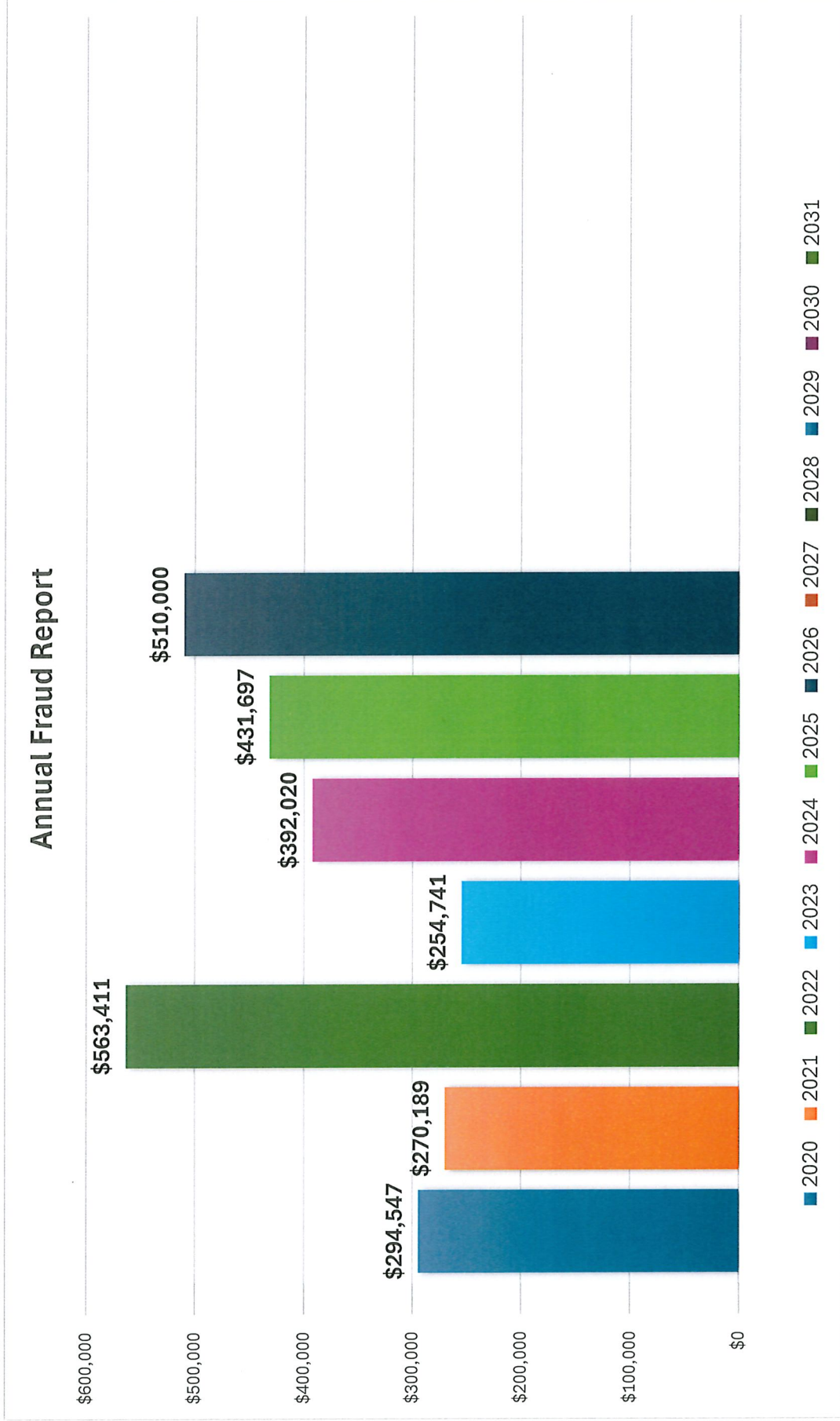
# LYNDEN POLICE DEPARTMENT

Fraud money reported 2026 - \$510,000





# LYNDEN POLICE DEPARTMENT





# LYNDEN POLICE DEPARTMENT

Traffic Stops per Day - February 2026  
Total 199

