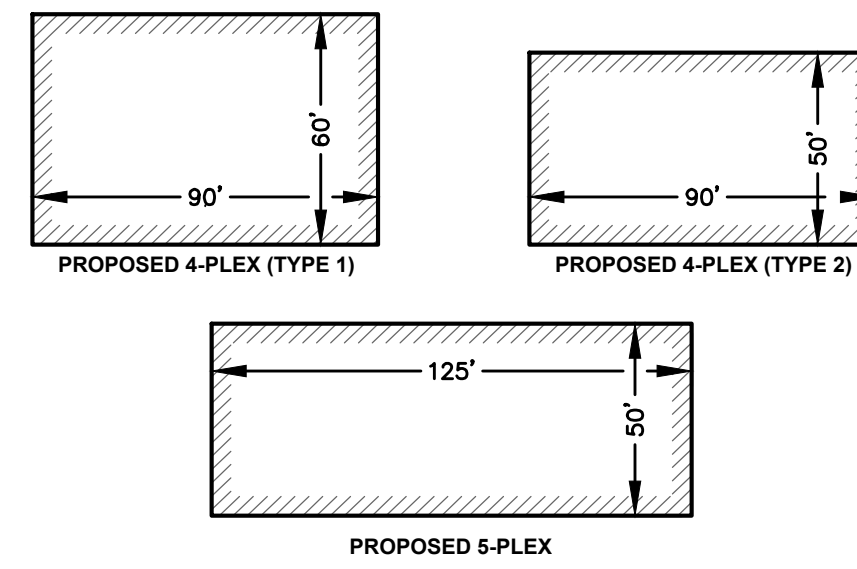
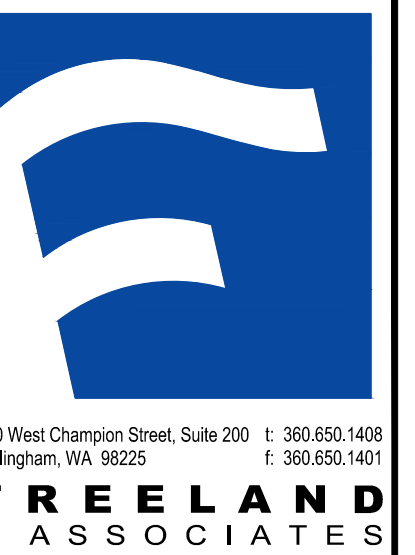
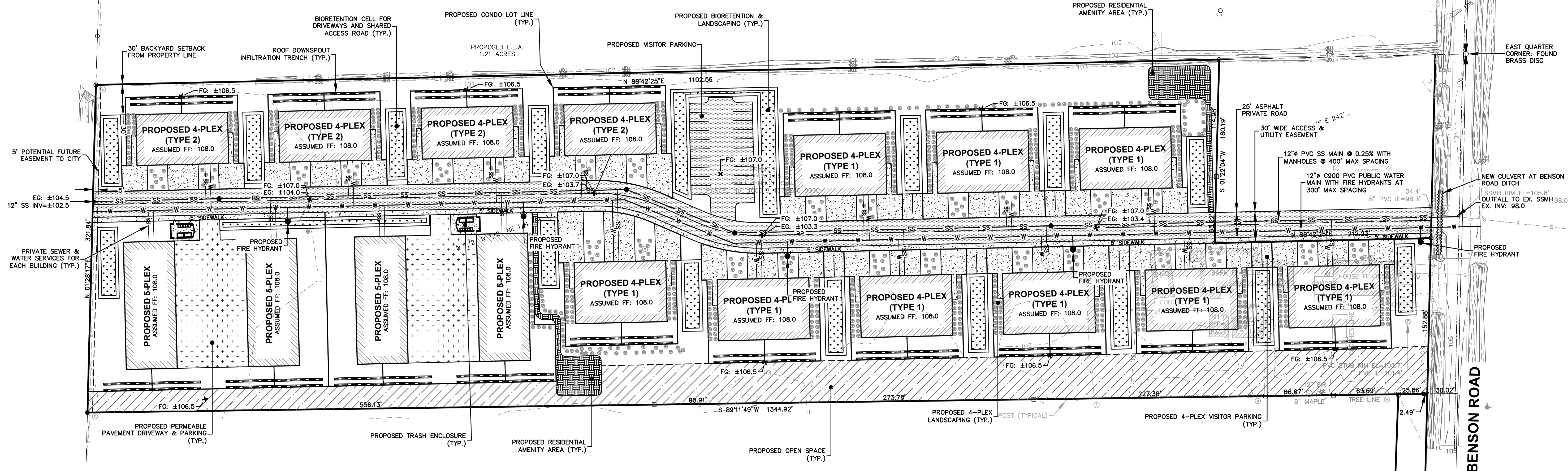



PROPOSED BUILDING DIMENSIONS:



LOT AREA SUMMARY:

LOT A
 PROPOSED IMPERVIOUS: 100,088 SF (25.5%)
 PROPOSED ROOF: 91,600 SF (23.4%)
 PROPOSED PERVIOUS: 200,264 SF (51.1%)
 TOTAL: 391,952 SF
 OPEN SPACE: 45,060 SF (11.5%)
 RESIDENTIAL AMENITY AREA: 5,036 SF (1.3%)



REV.	DATE	DESCRIPTION

CLIENT:
 MOUNTAIN SUMMIT VENTURES, LLC
 2343 NORTSHORE ROAD
 BELLINGHAM, WA 98226
 CALL BEFORE YOU DIG FOR BURIED UTILITY LOCATIONS 1-800-424-5655

PROJECT LOCATION:
 SUMMIT VIEW VILLAGE
 8683 BENSON ROAD
 LYNDEN, WA 98264

DRAWN BY: SKE
CHECKED BY: MDB
DESIGNED BY: MDB
DRAWING #: 24143PRE6.DWG

SHEET CONTENTS:
 OVERALL SITE PLAN WITH 5-UNIT TOWNHOMES

PRELIMINARY

JOB #: 24143
DATE: 08-20-2024
SHEET: PRE4