



LYNDEN POLICE DEPARTMENT

Criminal and Other Activity

Top 11

September 2025 - November 2025

	September	October	November
Assault	2	5	4
Burglary	2	0	0
Crimes Against Person	6	0	1
Domestic Violence	6	6	2
Drug Offenses	0	2	1
DUI	2	0	2
Homicide	0	0	0
Sex Crime Reports	4	2	0
Theft	12	8	4
Traffic Collisions	6	10	10
Vehicle Prowls	1	2	1
Other Reportable Calls	109	104	94
Non-Reportable Calls	570	521	477



LYNDEN POLICE DEPARTMENT

Criminal and Other Activity

2025

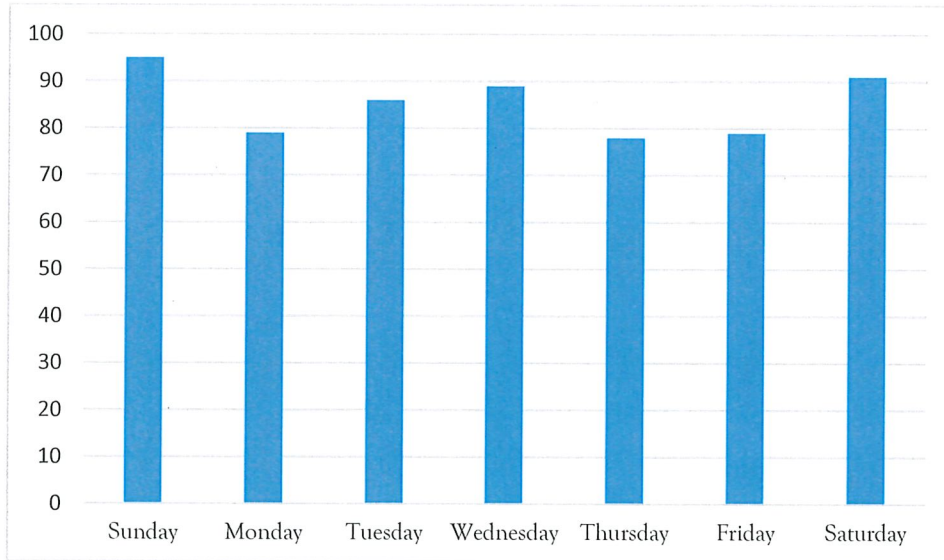
	<i>Jan</i>	<i>Feb</i>	<i>Mar</i>	<i>Apr</i>	<i>May</i>	<i>Jun</i>	<i>Jul</i>	<i>Aug</i>	<i>Sep</i>	<i>Oct</i>	<i>Nov</i>	<i>Dec</i>	<i>Totals</i>
Alcohol Offenses	0	0	0	0	0	1	1	2	0	0	0		4
Assault (Felony)	0	2	0	0	0	0	1	1	1	0	2		7
Assault (Misdemeanor)	6	5	6	3	5	7	6	4	2	6	2		52
Auto Theft	0	0	0	0	0	0	1	0	1	1	0		3
Burglary	1	2	1	1	1	1	0	1	2	0	0		10
Crimes Against Person	5	2	4	3	5	3	3	1	6	0	1		33
Crimes Against Property	9	2	6	4	8	5	6	4	6	4	6		60
Domestic Violence	13	6	8	9	10	7	6	9	6	6	2		82
Drug Offenses	0	0	2	0	0	0	0	0	0	2	1		5
DUI	3	3	1	2	1	2	5	9	2	0	2		30
Homicide	0	0	0	0	1	0	0	0	0	0	0		1
Malicious Mischief	2	2	61	4	2	7	5	2	6	3	2		96
Public Order Maintenance	14	15	23	26	24	18	12	16	16	15	17		196
Service Calls	63	79	75	58	57	63	79	65	60	54	40		693
Sex Crime Reports	2	0	2	3	1	0	3	1	3	1	0		16
Theft	8	12	10	4	13	13	13	10	12	9	4		108
Traffic Collisions	13	6	7	14	9	8	17	15	7	11	10		117
Traffic Offenses/Complain	27	22	23	22	23	30	33	42	20	19	21		282
Vehicle Prowls	5	3	0	3	3	2	2	0	1	2	1		22
All Others	10	5	12	9	11	6	5	8	6	10	8		90
Non-Reportable Calls	598	465	630	542	545	653	617	725	569	518	477		6339
Total Calls	779	631	871	707	719	826	815	915	726	661	596	0	8242



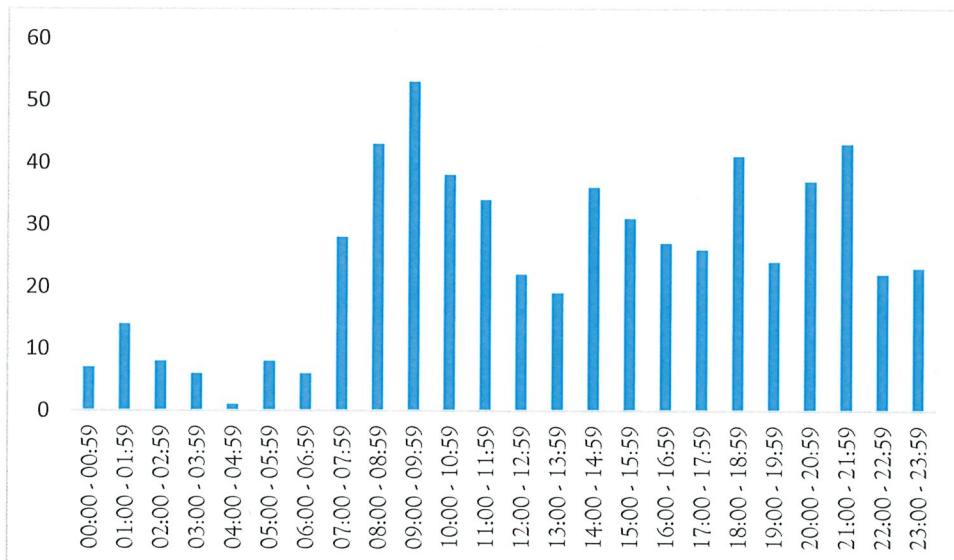
LYNDEN POLICE DEPARTMENT

November 2025

Calls by Day of the Week



Calls by Hour





LYNDEN POLICE DEPARTMENT

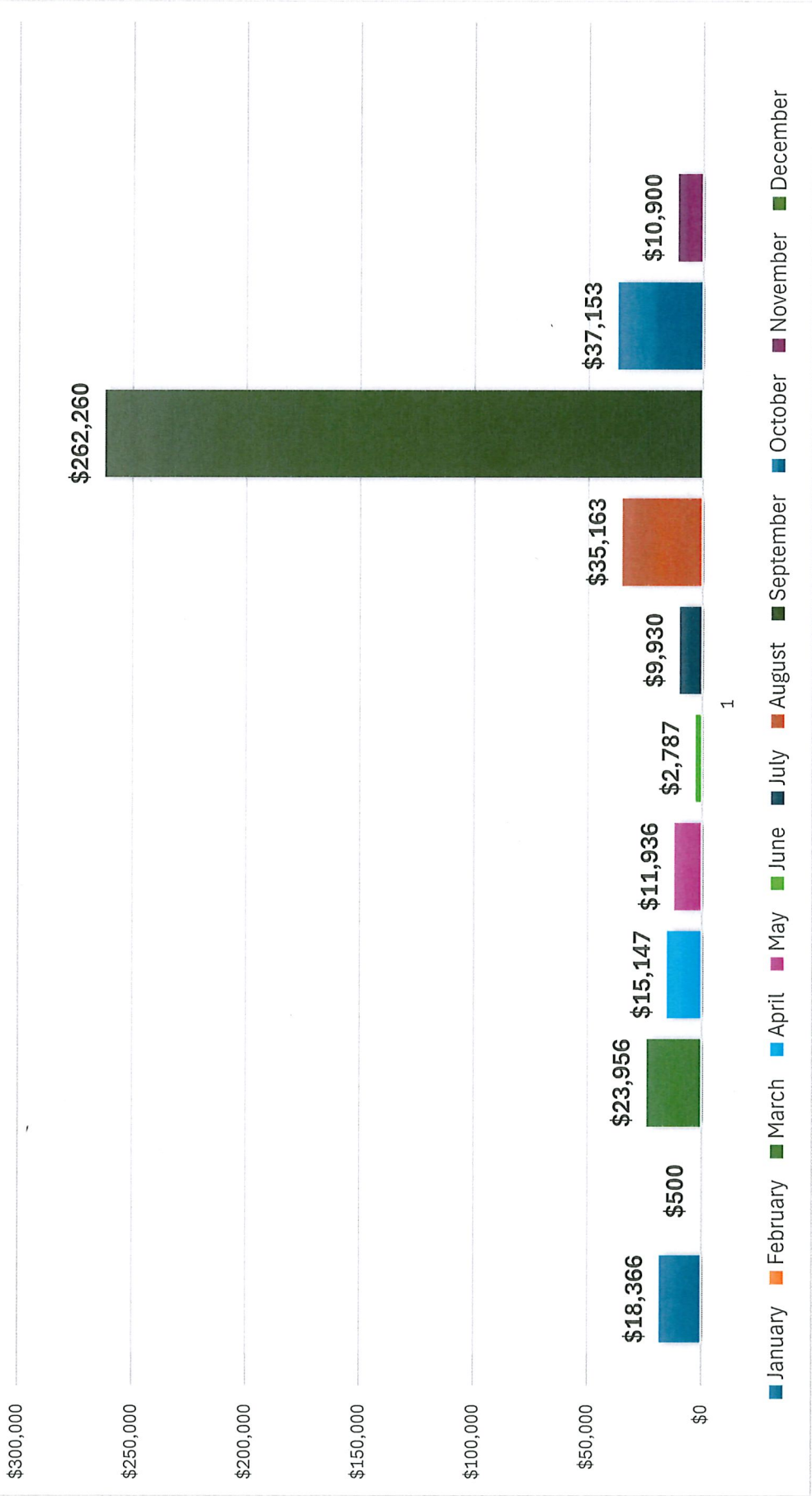
Criminal and Other Activity 2023 - 2025

	January		February		March		April		May		June		July		August		September		October		November		December		TOTALS														
	2023	2024	2023	2024	2023	2024	2023	2024	2023	2024	2023	2024	2023	2024	2023	2024	2023	2024	2023	2024	2023	2024	2023	2024	2023	2024	2025												
Alcohol Offenses	0	0	0	0	0	0	0	0	2	0	0	0	1	1	1	0	1	0	0	0	0	0	0	0	0	0	5	4	4										
Assault (Felony)	0	1	0	3	2	2	3	1	0	0	0	0	1	1	1	1	1	0	1	2	0	0	0	0	0	0	0	0	0	13	10	7							
Assault (Misdemeanor)	9	8	6	4	10	5	8	10	6	12	5	3	14	4	5	4	9	4	2	6	6	16	4	2	11	5	117	74	52										
Auto Theft	0	0	0	2	1	0	1	0	0	1	0	0	1	0	0	0	0	0	1	0	1	0	1	0	0	0	4	5	3										
Burglary (Residential)	2	3	1	0	2	2	0	0	1	3	1	1	2	1	1	1	1	4	5	2	3	2	0	2	1	0	3	2	21	21	10								
Crimes Against Person	1	4	5	4	6	2	5	2	4	3	5	3	7	3	5	2	1	3	4	6	3	1	0	2	2	1	0	2	1	3	3	41	43	33					
Crimes Against Property	2	6	9	6	14	2	3	4	6	3	4	4	3	7	8	5	4	3	8	6	2	10	4	3	4	6	4	4	41	74	60								
Domestic Violence	5	4	13	10	4	6	6	7	8	6	9	7	10	10	6	7	9	10	11	6	12	9	6	10	5	2	8	16	95	106	82								
Drug Offenses	1	2	0	0	1	0	1	2	0	1	0	1	3	0	0	1	0	0	1	0	0	1	2	1	1	1	2	1	8	13	5								
DUI	2	3	3	1	6	3	7	3	1	5	2	2	1	3	1	5	2	4	6	5	4	2	9	1	0	7	4	2	13	3	59	40	30						
Homicide	0	0	0	0	0	0	0	0	0	0	0	0	0	0	0	0	0	0	0	0	0	0	0	0	0	0	0	0	0	0	0	0	1						
Malicious Mischief	9	2	2	4	6	2	7	17	6	6	4	6	2	2	6	3	7	5	7	6	4	2	4	4	6	3	3	2	5	2	59	2	117	61	96				
Public Order Maintenance	13	23	14	20	19	15	9	18	23	18	13	26	12	18	24	18	22	16	18	19	16	19	22	15	12	13	17	5	12	190	208	196							
Robbery	0	1	0	0	0	0	1	0	0	1	0	0	0	0	0	0	1	0	0	0	0	0	0	0	0	0	0	0	14	0	17	2	0						
Service Calls	49	52	63	78	54	79	57	100	75	44	95	58	57	62	57	62	72	65	60	81	60	63	55	54	40	51	40	0	52	678	811	693							
Sex Crime Reports	1	2	2	0	1	0	2	3	2	3	1	3	2	4	1	1	1	1	4	3	3	1	1	1	1	3	0	64	1	81	27	16							
Theft	17	8	8	17	10	12	16	5	10	12	14	4	13	10	13	10	13	11	13	22	18	10	12	12	7	5	9	13	7	4	2	13	156	123	108				
Traffic Collisions	15	3	13	4	8	6	8	10	7	10	7	14	10	8	9	5	6	8	9	19	17	11	12	15	7	14	7	11	15	9	10	24	9	129	116	117			
Traffic Offenses/Complain	20	26	27	22	23	22	25	21	23	13	29	22	21	42	23	23	28	30	31	24	33	34	29	42	24	22	20	20	30	19	27	23	21	12	23	272	320	282	
Vehicle Prowls	2	3	5	0	1	3	2	3	0	2	3	0	6	2	3	1	0	2	1	2	0	0	2	1	1	1	2	2	0	0	1	33	3	49	18	22			
All Others	4	3	10	10	3	5	7	12	14	3	9	6	6	11	7	9	6	5	12	5	14	15	8	12	13	6	7	13	10	7	6	8	0	13	91	103	90		
Non-Reportable Calls	745	593	598	556	516	465	551	586	630	602	488	542	581	579	545	670	483	653	612	624	617	672	666	725	587	569	569	559	556	518	517	503	477	660	668	7312	6831	6339	
Total Calls	897	747	779	741	687	631	717	798	871	758	688	707	753	767	719	847	661	826	826	821	815	875	863	915	760	775	726	730	729	661	675	642	596	917	832	0	9496	9010	8246



LYNDEN POLICE DEPARTMENT

Fraud money reported 2025 - \$428,097





LYNDEN POLICE DEPARTMENT

Traffic Stops per Day - November 2025
Total 126

