




# Monthly Report September 2020



**Fire Prevention/Inspection:**

All fire life safety inspection cancelled until further notice.

9/14 Annual SCBA testing  
9/29 8850 Bender Ambulance Utility inspection

**Public Education/Community:**

All station tours and public education activities cancelled until further notice.

Recruit academy on-going  
9-11 Remembrance ceremony

**Emergency Operations:**

Duty Officer  
Billmire 9/1 – 9/7  
Hatley 9/15 – 9/21  
Billmire 9/22 – 9/28

**Total Training Hours 282**

**Emergency Responses:**

EMS	97 (23 transports)
MVA	9
Illegal burn	6
Structure fire	1
Trash fire	1
Fire other	2
Smoke scare	4
False Alarms	6
Water leak	1
CO	2
Cancelled	11
Service call	2
<b>Total</b>	<b>142</b>

EMS = 106 (75%) (2 possible COVID-19)

Aid Given = 23  
Aid Received = 4 (0 for no LFD unit available)

Overlapping calls = 29 (20%)

Average Turnout Time = 1:58  
**Average Response Time = 4:33**  
Average Time on Scene = 18:19  
Average Transport Time = 24:22  
Average at Hospital Time = 14:09


**Overtime Hours: 49 (half month)**  
**Volunteer Hours: 174 ( half month)**



Recruit Jordan Embree receives Bulldog award, as nominated by fellow recruits



Lt. Whittley leads training for recruits



Search training



Ladder training



Volunteers Hanson, Top, Taylor, Biondolillo



Lionshead fire



Lionshead fire



Lionshead fire



White River fire



White River fire




Matz Rd. barn fire



Roof prop for ventilation training



FF Stewart at barn fire



Search & rescue training



Chaplain Rosado in Oregon



**NFIRS Run Data Report - Day of Week**

Day of Week	Number of Incidents
01 - Sunday	15
02 - Monday	30
03 - Tuesday	24
04 - Wednesday	23
05 - Thursday	16
06 - Friday	20
07 - Saturday	15
<b>Total: 143</b>	

**NFIRS Run Data Report - Hour of Day**

Hour of Day	Number of Incidents
00:00:00 - 00:59:59	6
01:00:00 - 01:59:59	2
02:00:00 - 02:59:59	5
03:00:00 - 03:59:59	2
05:00:00 - 05:59:59	4
06:00:00 - 06:59:59	4
07:00:00 - 07:59:59	6
08:00:00 - 08:59:59	6
09:00:00 - 09:59:59	5
10:00:00 - 10:59:59	11
11:00:00 - 11:59:59	10
12:00:00 - 12:59:59	6
13:00:00 - 13:59:59	8
14:00:00 - 14:59:59	6
15:00:00 - 15:59:59	18
16:00:00 - 16:59:59	7
17:00:00 - 17:59:59	8
18:00:00 - 18:59:59	7
19:00:00 - 19:59:59	5
20:00:00 - 20:59:59	6
21:00:00 - 21:59:59	5
22:00:00 - 22:59:59	3
23:00:00 - 23:59:59	3
<b>Total: 143</b>	



Patient Age Range In Years	Number of Runs	Percent of Total Runs
	2	2.00%
1 - 9	4	4.00%
10 - 19	7	7.00%
20 - 29	4	4.00%
30 - 39	3	3.00%
40 - 49	5	5.00%
50 - 59	7	7.00%
60 - 69	13	13.00%
70 - 79	22	22.00%
80 - 89	21	21.00%
90 - 99	12	12.00%
	<b>Total: 100</b>	<b>Total: 100.00%</b>

**Report Filters**

Incident Date: is between '9/1/2020' and '9/30/2020'  
 Agency Name (Dagency.03): is in 'Lynden Fire Department'  
 Response Type Of Service Requested (Eresponse.05): is in '911 Response (Scene)'