

CITY OF LYNDEN



FINANCE DEPARTMENT
(360) 354 - 2829

Start Date	8/1/2021	AUGUST
End Date	8/31/2021	2021

Department	Overtime Pay \$	Doubletime Pay \$	OT- LFD Training \$	OT - Out of Class \$	Holiday Wrkd 1.5x \$	Holiday Wrkd 2x \$	Retro- OT 1.5 \$	Retro- OT 2.0 \$	OPSG/DNR \$	Employee Total Amount
Fire	\$ 32,506.96									\$ 32,506.96
Planning	26.20									26.20
Police	12,364.99	844.62							876.83	14,086.44
PW Administration										
PW Operations	1,197.32						511.38			1,708.70
PW Systems	302.42			55.00						357.42
PW Roadways										
Finance	1,106.13									1,106.13
Information Technology Service										
Parks	55.68									55.68
Total	\$ 47,559.70	\$ 844.62		\$ 55.00			\$ 511.38		\$ 876.83	\$ 49,847.53

Department	Overtime Pay Hours	Doubletime Pay Hours	OT- LFD Training Hours	OT - Out of Class Hours	Holiday Wrkd 1.5x Hours	Holiday Wrkd 2x Hours	Retro- OT 1.5 Hours	Retro- OT 2.0 Hours	OPSG/DNR Hours	Employee Hours Total
Fire	641.75									641.75
Planning	0.50									0.50
Police	176.50	9.00							14.00	199.50
PW Administration										
PW Operations	23.00									23.00
PW Systems	5.00			1.00						6.00
PW Roadways										
Finance	25.50									25.50
Information Technology Service										
Parks	2.00									2.00
Total	874.25	9.00		1.00					14.00	898.25

CITY OF LYNDEN



FINANCE DEPARTMENT
(360) 354 - 2829

Start Date	1/1/2021	YTD
End Date	8/31/2021	2021

Department	Overtime Pay \$	Doubletime Pay \$	OT- LFD Training \$	OT - Out of Class \$	Holiday Wrkd 1.5x \$	Holiday Wrkd 2x \$	Retro- OT 1.5 \$	Retro- OT 2.0 \$	OPSG/DNR \$	Employee Total Amount
Fire	\$ 116,359.52	\$ 1,806.48	\$ 495.86	\$ 837.12			\$ 151.67	\$ 17.52		\$ 119,668.17
Planning	1,099.46	34.89								1,134.35
Police	115,180.82	1,086.15			8,014.26	12,119.01	489.70	68.46	2,238.14	139,196.54
PW Administration	2,018.05	138.84			367.12					2,524.01
PW Operations	2,338.05				416.88	1,665.42	511.38			4,931.73
PW Systems	5,392.85			55.00						5,447.85
PW Roadways										
Finance	9,668.44	278.82								9,947.26
Information Technology Service	4,069.22									4,069.22
Parks	652.61									652.61
Total	\$ 256,779.02	\$ 3,345.18	\$ 495.86	\$ 892.12	\$ 8,798.26	\$ 13,784.43	\$ 1,152.75	\$ 85.98	\$ 2,238.14	\$ 287,571.74

Department	Overtime Pay Hours	Doubletime Pay Hours	OT- LFD Training Hours	OT - Out of Class Hours	Holiday Wrkd 1.5x Hours	Holiday Wrkd 2x Hours	Retro- OT 1.5 Hours	Retro- OT 2.0 Hours	OPSG/DNR Hours	Employee Hours Total
Fire	2,367.17	24.00	10.25	24.00						2,425.42
Planning	21.00	0.50								21.50
Police	1,614.00	12.00			114.00	131.00	3.00		34.00	1,908.00
PW Administration	39.25				8.00					47.25
PW Operations	45.00				8.00	24.00				77.00
PW Systems	97.75			1.00						98.75
PW Roadways										
Finance	226.75	5.00								231.75
Information Technology Service	62.00									62.00
Parks	15.50									15.50
Total	4,488.42	41.50	10.25	25.00	130.00	155.00	3.00		34.00	4,887.17

CITY OF LYNDEN

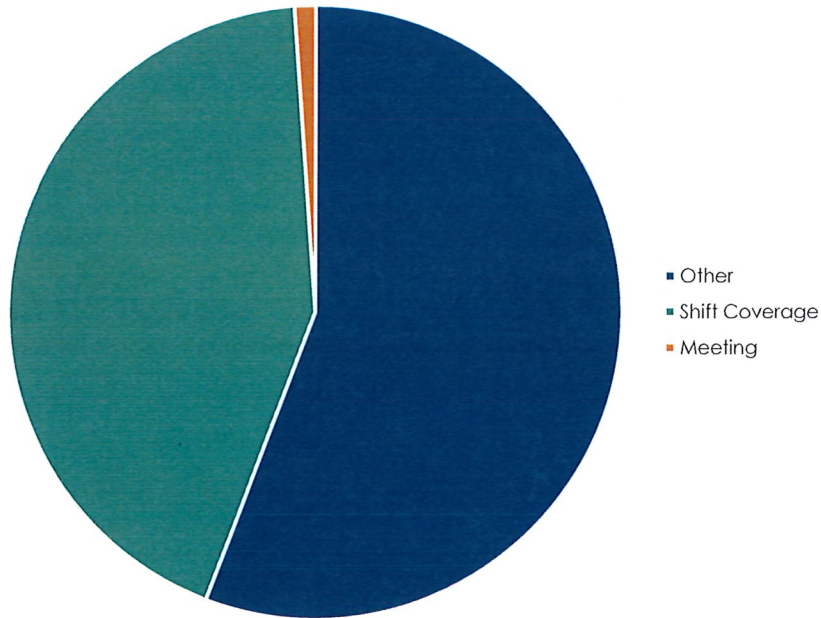
FINANCE DEPARTMENT
(360) 354 - 2829



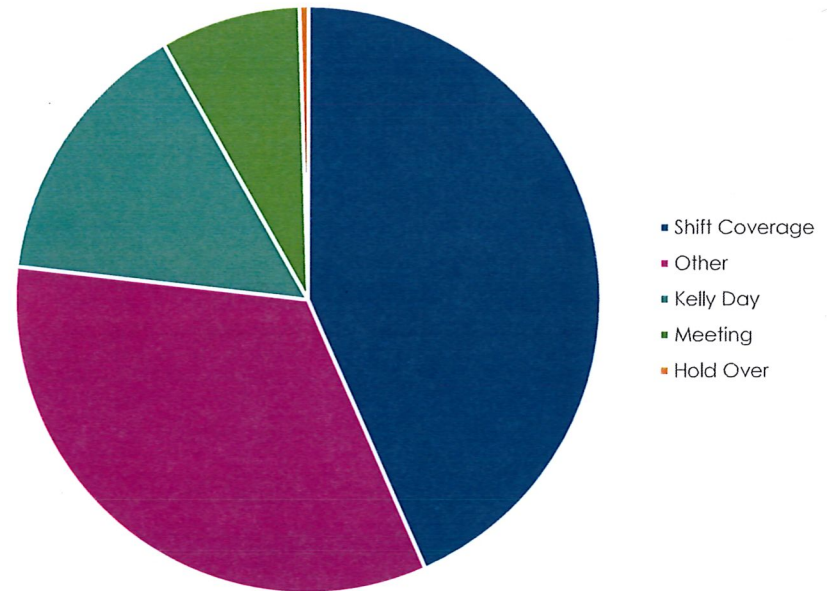
Reason	Overtime Hours	%
Other	98.5	55.81%
Shift Coverage	76	43.06%
Meeting	2	1.13%
Grand Total	176.5	100.00%

Reason	Overtime Hours	%
Shift Coverage	278.5	43.40%
Other	214.5	33.42%
Kelly Day	96	14.96%
Meeting	49.5	7.71%
Hold Over	3.25	0.51%
Grand Total	641.75	100.00%

Police Department Overtime



Fire Department Overtime



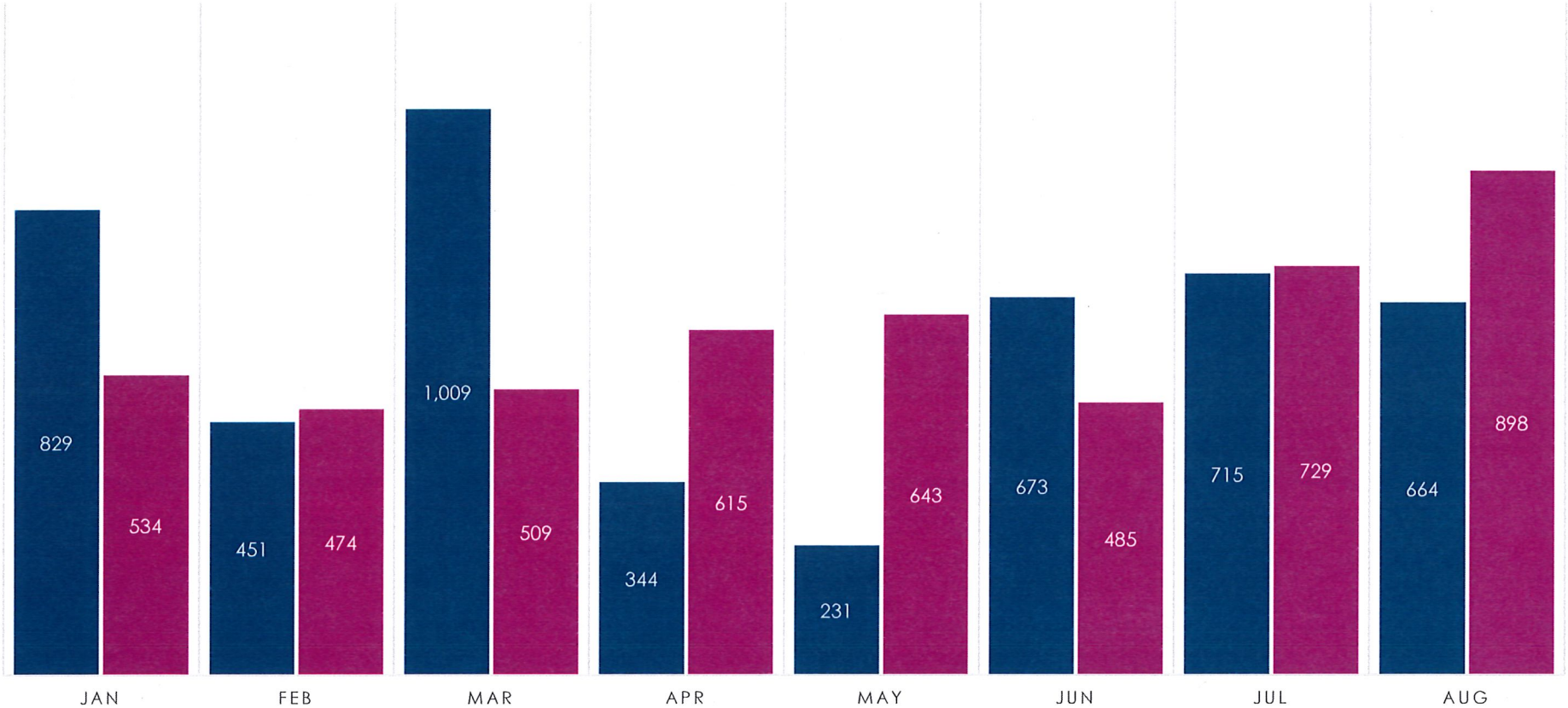
CITY OF LYNDEN

FINANCE DEPARTMENT
(360) 354 - 2829

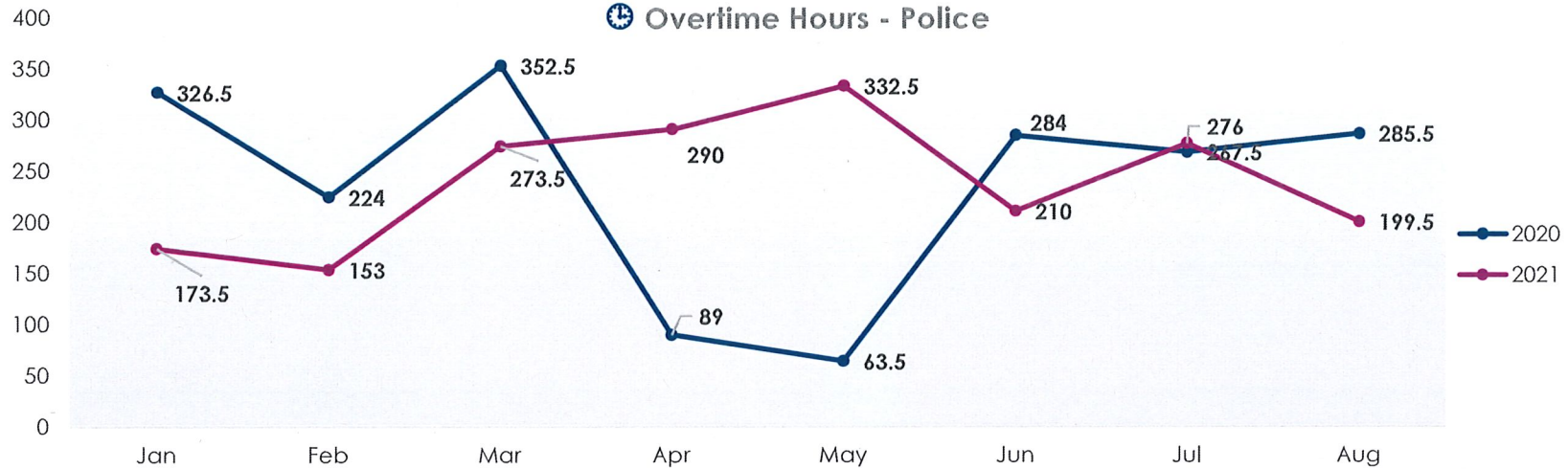


OVERTIME HOURS - PRIOR YEAR COMPARISON

■ 2020 ■ 2021



🕒 Overtime Hours - Police



🚒 Overtime Hours - Fire

