



LYNDEN POLICE DEPARTMENT

Criminal and Other Activity

Top 11

May 2025 - July 2025

| | May | June | July |
|------------------------|-----|------|------|
| Assault | 6 | 7 | 7 |
| Burglary | 1 | 1 | 0 |
| Crimes Against Person | 5 | 2 | 3 |
| Domestic Violence | 9 | 7 | 7 |
| Drug Offenses | 0 | 0 | 0 |
| DUI | 1 | 2 | 5 |
| Homicide | 1 | 0 | 0 |
| Sex Crime Reports | 1 | 0 | 2 |
| Theft | 12 | 13 | 14 |
| Traffic Collisions | 9 | 8 | 17 |
| Vehicle Prowls | 1 | 2 | 2 |
| Other Reportable Calls | 117 | 129 | 141 |
| Non-Reportable Calls | 551 | 653 | 617 |



LYNDEN POLICE DEPARTMENT

Criminal and Other Activity

2025

| | <i>Jan</i> | <i>Feb</i> | <i>Mar</i> | <i>Apr</i> | <i>May</i> | <i>Jun</i> | <i>Jul</i> | <i>Aug</i> | <i>Sep</i> | <i>Oct</i> | <i>Nov</i> | <i>Dec</i> | <i>Totals</i> |
|---------------------------|------------|------------|------------|------------|------------|------------|------------|------------|------------|------------|------------|------------|---------------|
| Alcohol Offenses | 0 | 0 | 0 | 0 | 0 | 1 | 1 | | | | | | 2 |
| Assault (Felony) | 0 | 2 | 0 | 0 | 0 | 0 | 1 | | | | | | 3 |
| Assault (Misdemeanor) | 6 | 5 | 6 | 3 | 5 | 7 | 6 | | | | | | 38 |
| Auto Theft | 0 | 0 | 0 | 0 | 0 | 0 | 0 | | | | | | 0 |
| Burglary | 1 | 2 | 1 | 1 | 1 | 1 | 0 | | | | | | 7 |
| Crimes Against Person | 5 | 2 | 4 | 3 | 5 | 3 | 3 | | | | | | 25 |
| Crimes Against Property | 9 | 2 | 6 | 4 | 7 | 5 | 6 | | | | | | 39 |
| Domestic Violence | 13 | 6 | 8 | 9 | 10 | 7 | 6 | | | | | | 59 |
| Drug Offenses | 0 | 0 | 2 | 0 | 0 | 0 | 0 | | | | | | 2 |
| DUI | 3 | 3 | 1 | 2 | 1 | 2 | 5 | | | | | | 17 |
| Homicide | 0 | 0 | 0 | 0 | 1 | 0 | 0 | | | | | | 1 |
| Malicious Mischief | 2 | 2 | 61 | 4 | 2 | 7 | 5 | | | | | | 83 |
| Public Order Maintenance | 14 | 15 | 23 | 26 | 24 | 18 | 12 | | | | | | 132 |
| Robbery | 0 | 0 | 0 | 0 | 0 | 0 | 0 | | | | | | 0 |
| Service Calls | 63 | 79 | 75 | 58 | 58 | 63 | 79 | | | | | | 475 |
| Sex Crime Reports | 2 | 0 | 2 | 3 | 1 | 0 | 2 | | | | | | 10 |
| Theft | 8 | 12 | 10 | 4 | 12 | 13 | 14 | | | | | | 73 |
| Traffic Collisions | 13 | 6 | 7 | 14 | 9 | 8 | 17 | | | | | | 74 |
| Traffic Offenses/Complain | 27 | 22 | 23 | 22 | 23 | 30 | 33 | | | | | | 180 |
| Vehicle Prowls | 5 | 3 | 0 | 3 | 3 | 2 | 2 | | | | | | 18 |
| All Others | 10 | 5 | 12 | 9 | 11 | 6 | 5 | | | | | | 58 |
| Non-Reportable Calls | 598 | 465 | 630 | 542 | 545 | 653 | 617 | | | | | | 4050 |
| | | | | | | | | | | | | | |
| Total Calls | 779 | 631 | 871 | 707 | 718 | 826 | 814 | 0 | 0 | 0 | 0 | 0 | 5344 |



LYNDEN POLICE DEPARTMENT

Criminal and Other Activity 2023 - 2025

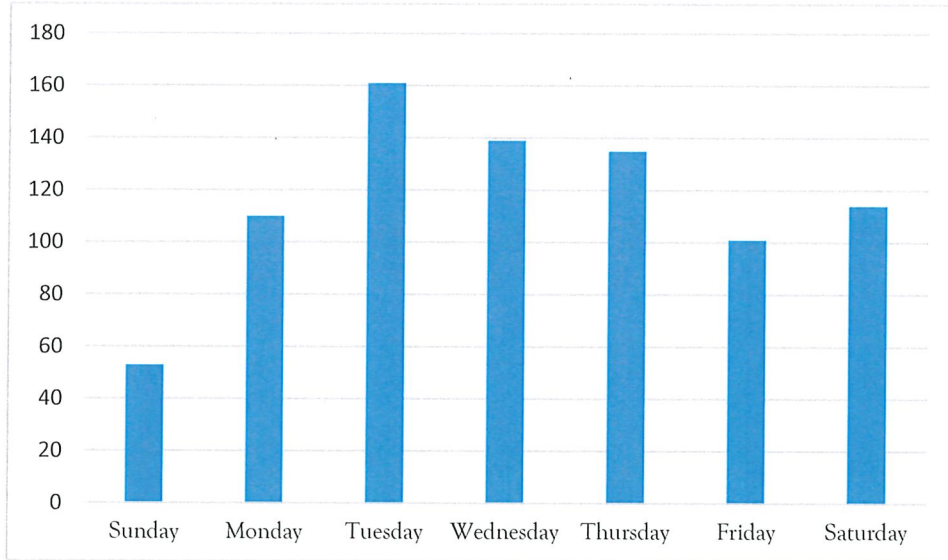
| | January | | February | | March | | April | | May | | June | | July | | August | | September | | October | | November | | December | | TOTALS | | | | | |
|---------------------------|------------|------------|------------|------------|------------|------------|------------|------------|------------|------------|------------|------------|------------|------------|------------|------------|------------|------------|------------|------------|------------|------------|------------|----------|------------|------------|----------|------------|------------|----------|
| | 2023 | 2024 | 2023 | 2024 | 2023 | 2024 | 2023 | 2024 | 2023 | 2024 | 2023 | 2024 | 2023 | 2024 | 2023 | 2024 | 2023 | 2024 | 2023 | 2024 | 2023 | 2024 | 2023 | 2024 | 2023 | 2024 | 2025 | | | |
| Alcohol Offenses | 0 | 0 | 0 | 0 | 0 | 0 | 2 | 0 | 0 | 0 | 0 | 0 | 1 | 1 | 1 | 0 | 0 | 0 | 0 | 0 | 0 | 0 | 0 | 0 | 0 | 0 | 5 | 4 | 2 | |
| Assault (Felony) | 0 | 1 | 0 | 3 | 2 | 2 | 3 | 1 | 0 | 0 | 0 | 0 | 0 | 1 | 1 | 1 | 1 | 0 | 1 | 0 | 2 | 0 | 0 | 0 | 0 | 0 | 13 | 10 | 3 | |
| Assault (Misdemeanor) | 9 | 8 | 6 | 4 | 10 | 5 | 8 | 10 | 6 | 12 | 5 | 3 | 14 | 4 | 5 | 6 | 12 | 5 | 9 | 4 | 6 | 6 | 16 | 4 | 11 | 5 | 117 | 74 | 38 | |
| Auto Theft | 0 | 0 | 0 | 2 | 1 | 0 | 1 | 0 | 0 | 1 | 0 | 0 | 0 | 0 | 0 | 0 | 0 | 0 | 0 | 0 | 0 | 1 | 0 | 1 | 0 | 0 | 4 | 5 | 0 | |
| Burglary (Residential) | 2 | 3 | 1 | 0 | 2 | 2 | 0 | 0 | 1 | 3 | 1 | 2 | 2 | 1 | 1 | 1 | 1 | 1 | 4 | 5 | 3 | 2 | 2 | 1 | 3 | 2 | 21 | 21 | 7 | |
| Crimes Against Person | 1 | 4 | 5 | 4 | 6 | 2 | 5 | 2 | 4 | 3 | 5 | 1 | 6 | 2 | 6 | 5 | 3 | 2 | 3 | 4 | 3 | 1 | 2 | 2 | 3 | 3 | 41 | 43 | 24 | |
| Crimes Against Property | 2 | 6 | 9 | 6 | 14 | 2 | 3 | 4 | 6 | 3 | 4 | 3 | 7 | 2 | 5 | 5 | 5 | 3 | 8 | 2 | 10 | 3 | 4 | 4 | 4 | 4 | 41 | 74 | 39 | |
| Domestic Violence | 5 | 4 | 13 | 10 | 4 | 6 | 6 | 7 | 8 | 6 | 9 | 7 | 10 | 10 | 6 | 16 | 7 | 10 | 11 | 12 | 9 | 10 | 5 | 8 | 16 | 95 | 106 | 59 | | |
| Drug Offenses | 1 | 2 | 0 | 0 | 1 | 0 | 1 | 1 | 2 | 0 | 1 | 3 | 0 | 0 | 1 | 0 | 0 | 1 | 1 | 1 | 0 | 1 | 1 | 1 | 2 | 1 | 8 | 13 | 2 | |
| DUI | 2 | 3 | 3 | 1 | 6 | 3 | 7 | 3 | 1 | 5 | 2 | 1 | 3 | 1 | 5 | 5 | 4 | 2 | 1 | 2 | 9 | 1 | 7 | 4 | 13 | 3 | 59 | 40 | 17 | |
| Homicide | 0 | 0 | 0 | 0 | 0 | 0 | 0 | 0 | 0 | 0 | 0 | 0 | 0 | 0 | 0 | 0 | 0 | 0 | 0 | 0 | 0 | 0 | 0 | 0 | 0 | 0 | 0 | 0 | 1 | |
| Malicious Mischief | 9 | 2 | 2 | 4 | 6 | 2 | 7 | 17 | 61 | 6 | 4 | 6 | 2 | 2 | 6 | 3 | 7 | 5 | 4 | 3 | 3 | 2 | 5 | 59 | 2 | 117 | 61 | 83 | | |
| Public Order Maintenance | 13 | 23 | 14 | 20 | 19 | 15 | 9 | 18 | 23 | 18 | 13 | 25 | 12 | 18 | 24 | 25 | 14 | 18 | 19 | 19 | 22 | 12 | 13 | 5 | 12 | 190 | 208 | 131 | | |
| Robbery | 0 | 1 | 0 | 0 | 0 | 0 | 1 | 0 | 0 | 0 | 0 | 0 | 0 | 0 | 0 | 0 | 1 | 1 | 0 | 0 | 0 | 0 | 0 | 14 | 0 | 17 | 2 | 0 | | |
| Service Calls | 49 | 52 | 63 | 78 | 54 | 79 | 57 | 100 | 75 | 44 | 95 | 58 | 57 | 62 | 58 | 77 | 64 | 62 | 60 | 63 | 55 | 40 | 51 | 0 | 52 | 678 | 811 | 474 | | |
| Sex Crime Reports | 1 | 2 | 2 | 0 | 1 | 0 | 2 | 3 | 2 | 3 | 1 | 3 | 2 | 4 | 1 | 4 | 0 | 2 | 1 | 3 | 1 | 1 | 3 | 64 | 1 | 81 | 27 | 10 | | |
| Theft | 17 | 8 | 8 | 17 | 10 | 12 | 16 | 5 | 10 | 12 | 14 | 4 | 13 | 10 | 12 | 10 | 13 | 11 | 12 | 7 | 5 | 13 | 7 | 2 | 13 | 156 | 123 | 73 | | |
| Traffic Collisions | 15 | 3 | 13 | 4 | 8 | 6 | 8 | 10 | 7 | 10 | 7 | 14 | 10 | 8 | 9 | 5 | 6 | 8 | 7 | 14 | 11 | 15 | 9 | 24 | 9 | 129 | 116 | 74 | | |
| Traffic Offenses/Complain | 20 | 26 | 27 | 22 | 23 | 22 | 25 | 21 | 23 | 13 | 29 | 22 | 21 | 42 | 23 | 28 | 30 | 31 | 24 | 20 | 30 | 27 | 23 | 12 | 23 | 272 | 320 | 180 | | |
| Vehicle Prowls | 2 | 3 | 5 | 0 | 1 | 3 | 2 | 3 | 0 | 2 | 3 | 1 | 0 | 2 | 3 | 1 | 0 | 2 | 2 | 1 | 1 | 0 | 0 | 33 | 3 | 49 | 18 | 18 | | |
| All Others | 4 | 3 | 10 | 10 | 3 | 5 | 5 | 7 | 12 | 14 | 3 | 9 | 6 | 6 | 11 | 7 | 9 | 15 | 12 | 7 | 13 | 7 | 6 | 0 | 13 | 91 | 103 | 58 | | |
| Non-Reportable Calls | 745 | 593 | 598 | 556 | 516 | 465 | 551 | 586 | 630 | 602 | 488 | 542 | 581 | 579 | 545 | 670 | 483 | 653 | 587 | 559 | 556 | 517 | 503 | 660 | 668 | 7312 | 6831 | 4050 | | |
| Total Calls | 897 | 747 | 779 | 741 | 687 | 631 | 717 | 798 | 871 | 758 | 688 | 706 | 753 | 767 | 718 | 847 | 661 | 824 | 826 | 821 | 814 | 875 | 863 | 0 | 760 | 775 | 0 | 917 | 832 | 0 |



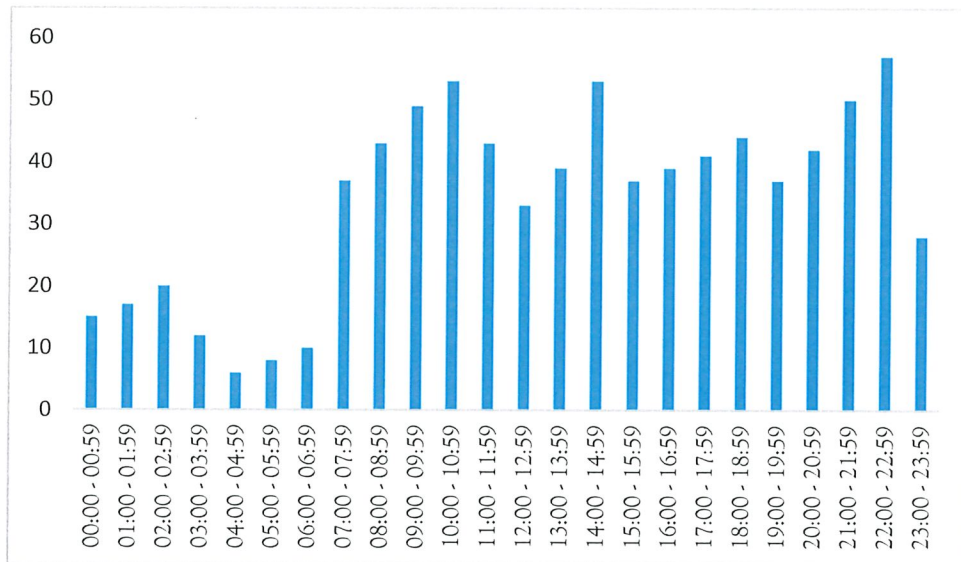
LYNDEN POLICE DEPARTMENT

July 2025

Calls by Day of the Week



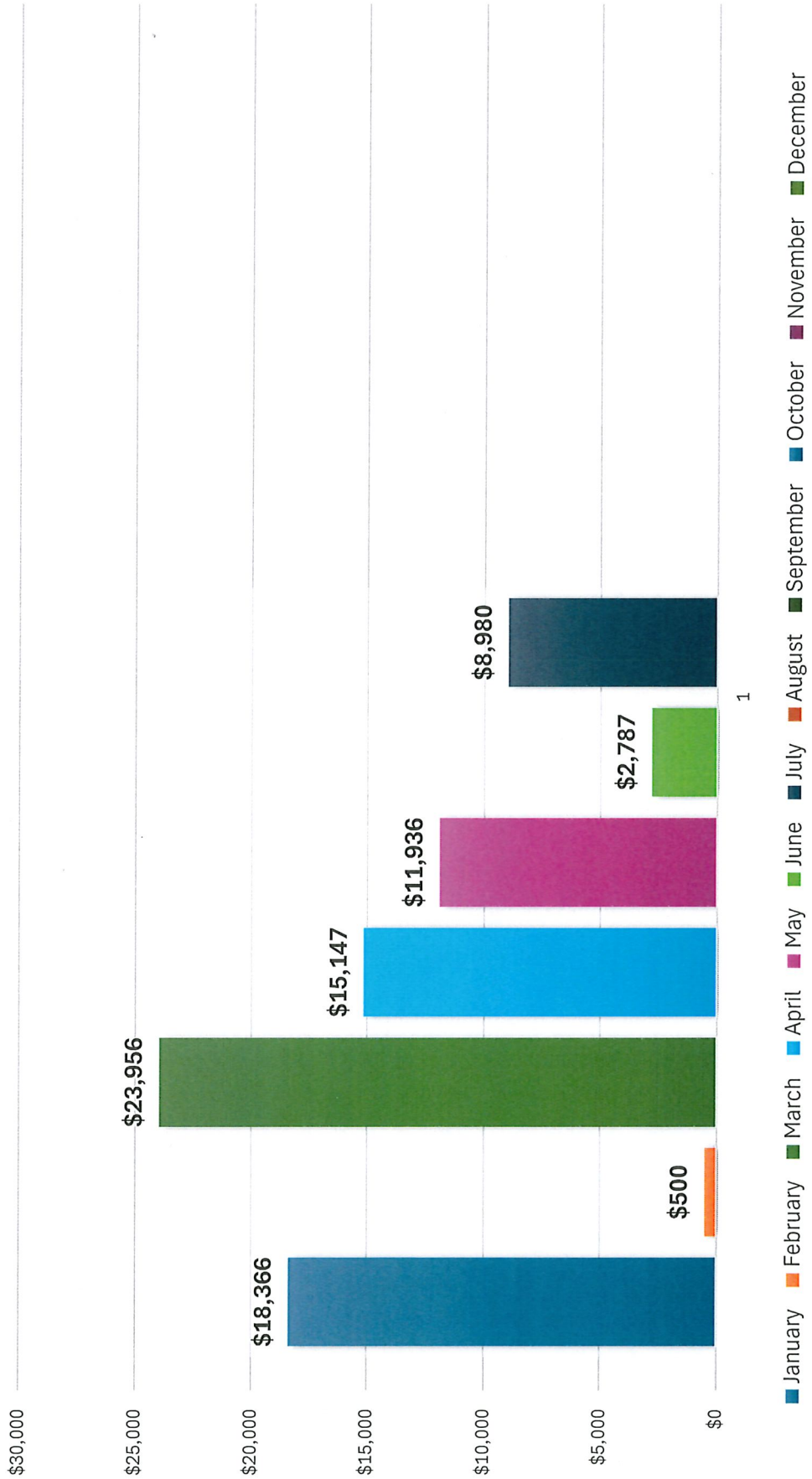
Calls by Hour





LYNDEN POLICE DEPARTMENT

Fraud money reported 2025 - \$81,672





LYNDEN POLICE DEPARTMENT

Traffic Stops per Day - July 2025
Total 204

